因联结而喜悦!!
Delight Through Connections

DINKLE ENTERPRISE CO., LTD.

No. 19, Wuquan 2nd Road, Wugu District,
New Taipei City 248020, Taiwan
TEL:+886-2-8069-9000
FAX:+886-2-2290-1705 / 2995-0045
E-mail:service@dinkle.com
Web:www.dinkle.com

DINKLE INTERNATIONAL CO., LTD.

1F., No. 19, Wuquan 2nd Road, Wugu District,
New Taipei City 248020, Taiwan
TEL:+886-2-8069-9000
FAX:+886-2-2290-1703
E-mail:service@dinkle.com
Web:www.dinkle.com

OPTIKLE INTERNATIONAL CO., LTD.

Unit 29, 1/F, Block B, Proficient Industrial Center,
No 6, Wang Kwun Rd., Kowloon Bay,
Kowloon, Hong Kong
TEL:+852-2795-3840
FAX:+852-2753-6919
E-mail: service.ly.sales@dinkle.com.cn
Web:www.dinkle.com

DINKLE ELECTRIC MACHINERY (CHINA) CO., LTD.

No.388, Xingpu Mid Road, Shipu, Qiandeng Town,
Kunshan City, Jiangsu Province 215343, China
TEL:+86-512-5708-8588
FAX:+86-512-5708-8600
E-mail:service.sh.sales@dinkle.com.cn
Web: www.dinkle.com/kscn/

LIYANG ELECTRIC MACHINERY (DONGGUAN) CO., LTD.

No.2 1st Street, Jinqianling, Huangjiang Town,
Dongguang City, Guangdong Province 523757, China
TEL:+86-769-8336-4350
FAX:+86-769-8384-8634
E-mail:service.ly.sales@dinkle.com.cn
Web:www.dinkle.com/cn/

DINKLE CORPORATION, USA

13748 Pike Road, Missouri City, Texas 77489, United States
TEL:+1-832-391-8231
Toll-Free:+1-844-273-1850
FAX:+1-832-532-7226
E-mail:service.us.sales@dinkle.com
Web: www.dinkle.com/en/home

DINKLE S.R.L., ITALY

Via Stabilini 14, Malgrate Lombardia 23864, Italia
TEL:+39-34-1171-6154
E-mail: service.it.sales@dinkle.com
Web:www.dinkle.com/it/

DINKLE ELECTRIC TRADING (SHANGHAI) CO., LTD.

Unit 3708, 2 Grand Gateway, No. 3 Hongqiao Road,
Xuhui District, Shanghai City 200030, China
TEL:+86-21-6487-0636
FAX:+86-21-3356-2500
E-mail: service.sh.sales@dinkle.com.cn
Web: www.dinkle.com/cn/

Beijing Sales Office
TEL:+86-10-5873-4338
FAX:+86-10-5873-4337
E-mail: Service.SH.Sales@dinkle.com.cn
Web: www.dinkle.com/cn/

Xi An Sales Office
TEL:+86-29-8885-8475
FAX:+86-21-3356-2500
E-mail: Service.SH.Sales@dinkle.com.cn
Web: www.dinkle.com/cn/

E–mail : service@dinkle.com
Web : www.dinkle.com

Dinkle remains the right of product modification and engineering change of design. The catalogue is for reference only. The final product is made according to actual engineering drawing.

弊社標準品に関しては、修正や設計変更等が行われるため、カタログは参考であり、詳細仕様は図面を基準とする。

本公司對產品保有修改、設變權，目錄僅供參考，實際產品仍需依照工程圖面為準。

JUN ./2025_V.02

Terminal Block

Delight Through Connections



DINKLE ENTERPRISE CO., LTD.

DC-34.6

Company Profile

Founded in 1983, Dinkle now has been a leading global manufacturer of electrical connection and components for industrial automation technology and contributes in developing and manufacturing products for electrical connectivity, electrical cabinets and communication electronics. With over 400 engineers in the R&D center, all components are manufactured in-house to ensure the outstanding product performance and quality. All production sites are granted by ISO9001 and ISO 14001 and the products are certified by safety approvals of UL, VDE, TUV, ENEC and LR.

2024
P-LUP wire to wire

2023
P-LUP terminal blocks

2022
Thermo transfer printer
TMP-004

2021
Stud terminal blocks

2020
Barrier terminal blocks

2019
Thermo transfer printer
TMP-002

2016
Feed-through terminal blocks-
Push-in design (PID)

2015
I/O Modules

2014
Pluggable & PCB type terminal
blocks Push-in design (PID)

2007
Miniature Feed-through terminal blocks-
Screw clamp

2000
Feed-through terminal blocks-
Spring Clamp

1999
PCB type terminal blocks-
Spring clamp

1994
Feed-through terminal blocks-
Screw clamp

1990
Pluggable type terminal blocks-
Spring clamp

1985
PCB type terminal blocks-
Screw clamp

1983
Barrier type
terminal blocks

P-LUP Design Terminal Blocks

Feed-through Terminal Blocks

DPH..		
	1.5 mm² 2.5 mm² 6 mm² 10 mm² 16 mm²	P.2 P.2 P.2 P.3 P.3

Feed-through Grounding Terminal Blocks

DPH..-PE		
	1.5 mm² 2.5 mm² 6 mm² 10 mm² 16 mm²	P.4 P.4 P.4 P.5 P.5

Sensor / Actuator Terminal Blocks

	DPH1.5SG DPH1.5SGU	P.6 P.6

Test Disconnect Terminal Blocks

	DPHTD6 DPHTL6	P.7 P.7

Feed-through Terminal Blocks

DPH..-DP		
	2.5 mm² 6 mm² 10 mm² 16 mm²	P.8 P.8 P.8 P.9

Feed-through Grounding Terminal Blocks

DPH..-DP-PE		
	2.5 mm² 6 mm² 10 mm² 16 mm²	P.12 P.12 P.12 P.13

Feed-through 3-Conductor Terminal Blocks

DPH..-DP-TN		
	2.5 mm² 6 mm² 10 mm² 16 mm²	P.10 P.10 P.10 P.11

Feed-through 3-Conductor Grounding Terminal Blocks

DPH..-DP-TN-PE		
	2.5 mm² 6 mm² 10 mm² 16 mm²	P.14 P.14 P.14 P.15

Push-in Design Terminal Blocks

Feed-through Terminal Blocks

DP..N		
	1.5 mm² 2.5 mm² 4 mm² 6 mm²	P.19 P.19 P.19 P.20
DP..		
	10 mm² 16 mm²	P.20 P.20

Feed-through Grounding Terminal Blocks

DP..N-PE		
	1.5 mm² 2.5 mm² 4 mm² 6 mm²	P.25 P.25 P.25 P.26
DP..-PE		
	10 mm² 16 mm²	P.26 P.26

Push-in Design Terminal Blocks

Feed-through 3-Conductor Terminal Blocks

DP..N-TN		
	1.5 mm² 2.5 mm² 4 mm² 6 mm²	P.21 P.21 P.21 P.22
DP..-TN		
	10 mm² 16 mm²	P.22 P.22

Feed-through 3-Conductor Grounding Terminal Blocks

DP..N-TN-PE		
	1.5 mm² 2.5 mm² 4 mm² 6 mm²	P.27 P.27 P.27 P.28
DP..-TN-PE		
	10 mm² 16 mm²	P.28 P.28

Feed-through 4-Conductor Terminal Blocks

DP..N-TR		
	1.5 mm² 2.5 mm² 4 mm² 6 mm²	P.23 P.23 P.23 P.24

Feed-through 4-Conductor Grounding Terminal Blocks

DP..N-TR-PE		
	1.5 mm² 2.5 mm² 4 mm² 6 mm²	P.29 P.29 P.29 P.30

Feed-through Multi-Level Terminal Blocks

DPP..N		
	1.5 mm² 2.5 mm² 4 mm²	P.31 P.32 P.32
	2.5 mm²	P.32
DPP..N-LXX		
	DPP2.5N-L24 DPP2.5N-L110 DPP2.5N-L220	P.32 P.32 P.32

Multi-Level Terminal Blocks with Equipotential Bonder

DPP..N-PV		
	1.5 mm² 2.5 mm² 4 mm²	P.33 P.33 P.33
	2.5 mm²	P.34

Multi-Level Terminal Blocks with PE Foot

DPP..N-..L2PE		
	1.5 mm² 2.5 mm² 4 mm²	P.35 P.35 P.35
	DP2.5N-3L-L3PE DP2.5N-3L-SPE DP4N-3L-SPE	P.36 P.36 P.36

Multi-Level Grounding Terminal Blocks

DPP..N-PE		
	1.5 mm² 2.5 mm² 4 mm²	P.37 P.37 P.37
	DP2.5N-3L-PE	P.38

Push-in Design Terminal Blocks

Bi-Level Diode Terminal Blocks

	DPP2.5N-D01 DPP2.5N-D02 DPP2.5N-D03 DPP2.5N-D04	P.39 P.40 P.40 P.40

Potential distribution Terminal Blocks

	DPD6-P001 DPD6-P002	P.42 P.42
	DPD10-P001 DKD10-P001 DPHD10-P001 DPD16-P001 DKD35-P001 DKD35-P002 DKD35-P003	P.43 P.43 P.43 P.44 P.44 P.44 P.44

Sensor / Actuator Terminal Blocks

	DP2.5SG DP2.5SG-L24 DP2.5SGT DP2.5SGT-L24 DP2.5SGC DP2.5SGC-PE	P.45 P.46 P.46 P.46 P.46 P.46
	DP2.5SGR DP2.5SGR-L24 DP2.5SGRT DP2.5SGRT-L24 DP2.5SGRC-PE 0207-0100 0207-01X	P.47 P.47 P.47 P.48 P.48 P.48 P.48

Plug-in Connection Terminal Blocks

	DPES2.5 DPPES2.5 DPES2.5-PE DPPES2.5-PE DP2.5PGA DP2.5PGB	P.49 P.49 P.49 P.50 P.50 P.50

Knife and Disconnect Terminal Blocks

DP..N-T		
	2.5 mm² 4 mm²	P.52 P.54
DP..N-TG		
	2.5 mm² 4 mm²	P.52 P.54
DP..N-CP		
	2.5 mm² 4 mm²	P.52 P.54
DP..N-M		
	DP2.5N-M DP2.5N-MLXX DP4N-M DP4N-MLXX	P.53 P.53 P.55 P.55

3-Conductor Kinfe and Disconnect Terminal Blocks

DP..N-TN-T		
	2.5 mm²	P.56
DP..N-TN-TG		
	2.5 mm²	P.56
DP..N-TN-CP		
	2.5 mm²	P.56
DP..N-TN-M		
	DP2.5N-TN-M DP2.5N-TN-MLXX	P.57 P.57

Push-in Design Terminal Blocks

4-Conductor Kinfe and Disconnect Terminal Blocks

DP..N-TR-T		
	2.5 mm²	P.58
DP..N-TR-TG		
	2.5 mm²	P.58
DP..N-TR-CP		
	2.5 mm²	P.58
DP..N-TR-M		
	DP2.5N-TR-M DP2.5N-TR-MLXX	P.59 P.59

Bi-Level Kinfe and Disconnect Terminal Blocks

DPP..N-T		
	2.5 mm²	P.60
DPP..N-TG		
	2.5 mm²	P.60
DPP..N-CP		
	2.5 mm²	P.60
DPP..N-M		
	DPP2.5N-M DPP2.5N-MLXX	P.61 P.61

Lever-Type Fuse Disconnect Terminal Blocks

	DP2.5NU-TN-T DP2.5NU-TN-TF DP2.5NU-TN-TFLXX	P.63 P.63 P.63
	DP2.5NU-TR-T DP2.5NU-TR-TF DP2.5NU-TR-TFLXX	P.64 P.64 P.64

Lever-Type Fuse Disconnect Terminal Blocks

	DP4N-TF DP4N-TFLXX DP6N-T DP6N-TFS DP6N-TFLXXS	P.65 P.65 P.66 P.65 P.66
	DP4-TFHB DP4-TFH DP4-TFHLXX	P.66 P.66 P.66

Lever-Type Fuse Disconnect Terminal Blocks

	DPP2.5NU-T DPP2.5NU-TF DPP2.5NU-TFLXX	P.68 P.68 P.68

Fuse Disconnect Terminal Blocks

	DP4N-TFU DP4N-TFULXX DP6N-TFV DP6N-TFVLXX	P.69 P.69 P.69 P.70

Test Disconnect Terminal Blocks

	DPTD6N DPTL6N	P.71 P.71

Diode Terminal Blocks

	DPTD6N-D05 DPTD6N-D06	P.72 P.72

Spring Clamp Terminal Blocks

Feed-through Terminal Blocks

AK..		
	1.5 mm² 2.5 mm² 4 mm² 6 mm² 10 mm² 16 mm² 35 mm²	P.75 P.75 P.75 P.76 P.76 P.76 P.76

Feed-through Grounding Terminal Blocks

AK..-PE		
	1.5 mm² 2.5 mm² 4 mm² 6 mm² 10 mm² 16 mm²	P.81 P.81 P.81 P.82 P.82 P.82

Spring Clamp Terminal Blocks

Feed-through 3-Conductor Terminal Blocks

AK..-TN		
	1.5 mm²	P.77
	2.5 mm²	P.77
	4 mm²	P.77
	6 mm²	P.78
	10 mm²	P.78
	16 mm²	P.78

3-Conductor Grounding Terminal Blocks

AK..-TN-PE		
	1.5 mm²	P.83
	2.5 mm²	P.83
	4 mm²	P.83
	6 mm²	P.84
	10 mm²	P.84

Feed-through 4-Conductor Terminal Blocks

AK..-TR		
	1.5 mm²	P.79
	2.5 mm²	P.79
	4 mm²	P.79
	6 mm²	P.80

4-Conductor Grounding Terminal Blocks

AK..-TR-PE		
	1.5 mm²	P.85
	2.5 mm²	P.85
	4 mm²	P.85
	6 mm²	P.86

Bi-Level Terminal Blocks

	AKK1.5	P.87
	AKK2.5	P.88
	AKK4	P.88
	AKK2.5-PV	P.88
	AKK2.5-PE	P.88

Bi-Level Diode Terminal Blocks

	AKK2.5-D01	P.89
	AKK2.5-D02	P.90
	AKK2.5-D03	P.90
	AKK2.5-D04	P.90

Knife and Disconnect Terminal Blocks

AK..-T		
	2.5 mm²	P.92
	4 mm²	P.94
AK..-TG		
	2.5 mm²	P.92
	4 mm²	P.94
AK..-M-5x20		
	AK2.5-M	P.93
	AK2.5-MLXX	P.93
	AK4-M	P.95
	AK4-MLXX	P.95

3-Conductor Knife and Disconnect Terminal Blocks

AK..-TN-T		
	2.5 mm²	P.96
AK..-TN-TG		
	2.5 mm²	P.96
AK..TN-M		
	AK2.5-TN-M	P.97
	AK2.5-TN-MLXX	P.97

4-Conductor Knife and Disconnect Terminal Blocks

AK..-TR-T		
	2.5 mm²	P.98
AK..-TR-M		
	AK2.5-TR-M	P.99
	AK2.5-TR-MLXX	P.99

AK..-TR-TG		
	2.5 mm²	P.98

Spring Clamp Terminal Blocks

Fuse Disconnect Terminal Blocks

	AK4-TF	P.100
	AK4-TFLXX	P.100

Screw Connection Terminal Blocks

Feed-through Terminal Blocks

DK..N		
	2.5 mm²	P.103
	4 mm²	P.103
	6 mm²	P.103
	10 mm²	P.104
	16 mm²	P.104
	35 mm²	P.105
DK..T		
	16 mm²	P.104
DK..H		
	16 mm²	P.105
	35 mm²	P.105
DK..		
	50 mm²	P.106
	95 mm²	P.106
	150 mm²	P.106
	240 mm²	P.107

Feed-through Grounding Terminal Blocks

DK..N-PE		
	2.5 mm²	P.110
	4 mm²	P.110
	6 mm²	P.110
	10 mm²	P.111
	16 mm²	P.111
DK..-PE		
	2.5 mm²	P.113
	4 mm²	P.113
	10 mm²	P.113
	16 mm²	P.114
	35 mm²	P.111
	50 mm²	P.112
	95 mm²	P.112

Feed-through 3-Conductor Terminal Blocks

DK..N-TN		
	2.5 mm²	P.107
	4 mm²	P.108
	6 mm²	P.108
	10 mm²	P.108

Feed-through 4-Conductor Terminal Blocks

DK..N-TR		
	2.5 mm²	P.109
	4 mm²	P.109

Multi-Level Terminal Blocks

DKK..N		
	2.5 mm²	P.115
	4 mm²	P.116
	DK2.5N-3L	P.116
	DK2.5L-3L	P.116
	DK2.5LU-3L	P.116

Multi-Level Terminal Blocks with Equipotential Bonder

DKK..N-PV		
	2.5 mm²	P.117
	4 mm²	P.117
	DK2.5N-3L-PV	P.117

Screw Connection Terminal Blocks

Multi-Level Terminal Blocks with PE Foot

DKK..N-L2PE

2.5 mm²	P.118
4 mm²	P.118
DK2.5N-3L-L3PE	P.118

Multi-Level Groundin Terminal Blocks

DKK..N-PE

2.5 mm²	P.119
4 mm²	P.119
DK2.5N-3L-PE	P.119

Bi-Level Diode Terminal Blocks

DKK2.5N-D01	P.120
DKK2.5N-D02	P.121
DKK2.5N-D03	P.121
DKK2.5N-D04	P.121

Sensor / Actuator Terminal Blocks

DK1.5SG	P.123
DK1.5SG-L24	P.123
DK1.5SGF-PE	P.123

Plug-in Connection Terminal Blocks

DKES1.5N2	P.124
DKES1.5N3	P.124

Knife and Disconnect Terminal Blocks

DK..N-T

2.5 mm²	P.126
4 mm²	P.128

DK..N-TG

2.5 mm²	P.126
4 mm²	P.128

DK..N-CP

2.5 mm²	P.126
4 mm²	P.128

DK..N-M

DK2.5N-M	P.127
DK2.5N-MLXX	P.127
DK4N-M	P.129
DK4N-MLXX	P.129

Bi-Level Knife and Disconnect Terminal Blocks

DKK..N-T

2.5 mm²	P.130
4 mm²	P.132

DKK..N-TG

2.5 mm²	P.130
4 mm²	P.132

DKK..N-CP

2.5 mm²	P.130
4 mm²	P.132

DKK..N-M

DKK2.5N-M	P.131
DKK2.5N-MLXX	P.131
DKK4N-M	P.133
DKK4N-MLXX	P.133

Knife and Disconnect Terminal Blocks

DK..NS-T

4 mm²	P.134

DK..NS-M

DK4NS-M	P.135
DK4NS-MLXX	P.135

Knife and Disconnect Terminal Blocks

DK..NS-TG

4 mm²	P.134

DK..NS-CP

4 mm²	P.134

Screw Connection Terminal Blocks

Lever-Type Fuse Disconnect Terminal Blocks

DK4NS-TF	P.136
DK4NS-TFLXX	P.136

Lever-Type Fuse Disconnect Terminal Blocks

DK4N-TF	P.137
DK4N-TFLXX	P.137

Lever-Type Fuse Disconnect Terminal Blocks

DKK4N-TF	P.137
DKK4N-TFLXX	P.138

Fuse Disconnect Terminal Blocks

DK10-TF	P.138

Test Disconnect Terminal Blocks

DKTD6N	P.139

Miniature Feed-through Terminal Blocks

DK..S

2.5 mm²	P.140
4 mm²	P.140
6 mm²	P.140

Miniature Feed-through Terminal Blocks

DK..P

2.5 mm²	P.141
4 mm²	P.141
6 mm²	P.141

Stud Terminal Blocks

Bolt Connection Terminal Blocks (1500V)

DKM..

25 mm²	P.145
35 mm²	P.145
50 mm²	P.145
70 mm²	P.146
95 mm²	P.146
120 mm²	P.146
150 mm²	P.147
185 mm²	P.147
240 mm²	P.147

Quick Wiring Terminal Blocks (1500V)

DKM..-U

25 mm²	P.149
35 mm²	P.149
50 mm²	P.149
70 mm²	P.150
95 mm²	P.150
120 mm²	P.150
150 mm²	P.151
185 mm²	P.151
240 mm²	P.151

Single-Bolt Connection Terminal Blocks (1000V)

DKM..

5 (16 mm²)	P.152
6 (35 mm²)	P.152
8 (50 mm²)	P.152
10 (120 mm²)	P.153
12 (120 mm²)	P.153

Barrier Connection Terminal Blocks

Quick Wiring Terminal Blocks

DKU..		
	15 (1.5 mm²) 20 (2.5 mm²) 30 (4 mm²) 40 (6 mm²) 60 (16 mm²)	P.157 P.157 P.158 P.158 P.158
DKUU..		
	20 (2.5 mm²)	P.157

Screw Connection Terminal Blocks

DKB..N		
	15 (1.5 mm²) 20 (2.5 mm²) 30 (4 mm²) 40 (6 mm²) 60 (16 mm²)	P.159 P.159 P.160 P.160 P.160
DKB..		
	80 (25 mm²) 100 (50 mm²) 150 (70 mm²) 200 (95 mm²) 300 (240 mm²) 500 (300 mm²)	P.161 P.161 P.161 P.162 P.162 P.162
DKBB..		
	10 (2.5 mm²)	P.159

Panel Installation Terminal Blocks

Quick Wring Terminal Blocks

DKUP..-XXPK		
	15 (1.5 mm²) 20 (2.5 mm²) 30 (4 mm²) 40 (6 mm²) 60 (16 mm²)	P.165 P.165 P.166 P.166 P.166
DKUUP..-XXPK		
	20 (2.5 mm²)	P.165

Screw Connection Terminal Blocks

DKB..N-XXPK		
	15 (1.5 mm²) 20 (2.5 mm²) 30 (4 mm²) 40 (6 mm²) 60 (16 mm²)	P.167 P.167 P.168 P.168 P.168
DKB..-XXPCK		
	80 (25 mm²) 100 (50 mm²) 150 (70 mm²) 200 (95 mm²) 300 (240 mm²) 500 (300 mm²)	P.169 P.169 P.169 P.170 P.170 P.170
DKBB..-XXPK		
	10 (2.5 mm²)	P.167
DKBH...-XXXPCK		
	285 (150mm²) 420 (300mm²)	P.171 P.171

Screw Connection Panel Type Terminal Blocks

Feed-through Terminal Blocks

PM..N-XXP		
	2.5 mm² 4 mm² 6 mm²	P.175 P.175 P.175

Feed-through High-Voltage Terminal Blocks

PM..H-16P		
	4 mm² 6 mm² 10 mm² 16 mm²	P.176 P.176 P.176 P.176

Wire-to-Wire Connectors

Push-in Design Connectors

	0126-11XX	P.178
	0229-M5XXY 0161-12XXLSQK01	P.183 P.183

Push-in Design Connector

	0288-ADXXLS 0218-23XXM025613LS 0218-23XXM025623LS 0218-23XXM025633LS 0218-27XXM025613LS 0218-27XXM025623LS 0218-27XXM025633LS 0218-2GXXM025613LS 0218-2GXXM025633LS	P.179 P.179 P.179 P.179 P.180 P.180 P.180 P.181 P.181

Screw Design Connectors

	ECSH381VMXXPLSQK01 2ESDHM-XXPLSQK01 3ESDHM-XXPLSQK01 ECSH116M-XXPLSQK01	P.184 P.184 P.184 P.185

DIN Rail Connectors

	2EHDRD 2EHDRDM	P.186 P.186

Busbar Clamps

Busbar Clamps

DKZ..		
	6 mm² 16 mm² 35 mm² 70 mm² 120 mm²	P.188 P.188 P.188 P.188~P.189 P.187

Busbar Holders

DSH..		
	DSH1 DSH2 DSHG	P.189 P.189 P.189

Accessories

End Bracket	P.192	DIN Rail Cap	P.199		
Marking Block	P.192~P.193	DIN Rail & DIN Rail Cutter	P.200		
Separating Disk	P.193	Marking System	P.201~P.207		
Partition Plate	P.194	Hands Tools	P.208~P.209		
Reducing Bridge	P.195	Ferrules	P.210~P.212		
Screw-on Bridge	P.196				
Plug-in Bridge	P.196~P.197				
Insertion Bridge	P.197~P.199				

Dinkle remains the right of product modification and engineering change of design. The catalogue is for reference only.
The final product is made according to actual engineering drawing.
弊社標準品に関しては、修正や設計変更等が行われるため、カタログは参考であり、詳細仕様は図面を基準とする。
本公司对产品保有修改、设变权，目录仅供参考，实际产品仍需依照工程图面为准。

P-LUP Design Terminal Blocks

- Perfect operating experience
  The lever up type product is ergonomically designed for simple and time-saving operation and quick wiring, providing a high reliability connection and ensuring the overall efficient operation of the system.

- Tool-free & push-in(PID) connection
  The lever up type push-in design connection can easily insert the solid wire or the ferruled stranded wire without any tool to save wiring time, and easy to release the conductors by the lever-up lever Without tool.

- Excellent contact stability
  Push-in connection technology makes the conductors of solid wires and ferruled wires can be easily inserted into the clamp. Lever up type design ensures reliable contact and long-term stability of inserted conductors.



Tool-free & push in(PID) connection

Perfect operating experience



lateral conductor feed-ins

Feed-through Terminal Blocks

P-LUP

P-LUP structure features to clamp solid and stranded wires with ferrules directly tool free, providing quick and convenient wiring solutions to save labor time.

Push-in & Lever-up operation gives a flexible wiring structure. The handle lock function allows cables in and out without tools during operation. Moreover, the wide conductor entrance on the side of terminal block allows easy and quick connections.

DPH



DPH1.5		
Rated Data	**UL**	**IEC**
Rated Voltage (V)	300	500
Rated Current (A)	15	17.5
Rated impulse voltage		6KV
Wire range (AWG/mm²)	26~14	0.14~1.5
Connection Capacity		
Max. Solid (mm²)		1.5
Max. Stranded (mm²)		1.5
General Data		
Stripping length (mm)	8	
Insulation material	PA	
T / W (mm)	3.5 / 55.5	
H / H on TS-35 (mm)	32.7 / 34.2	
Package	100	

Color	Part number	Package
■	DPH1.5-RD	100
■	DPH1.5-BL	100



DPH2.5		
Rated Data	**UL**	**IEC**
Rated Voltage (V)	600	800
Rated Current (A)	20	24
Rated impulse voltage		8KV
Wire range (AWG/mm²)	26~12	0.14~2.5
Connection Capacity		
Max. Solid (mm²)		4
Max. Stranded (mm²)		2.5
General Data		
Stripping length (mm)	10~11	
Insulation material	PA	
T / W (mm)	5.1 / 61	
H / H on TS-35 (mm)	37.4 / 38.9	
Package	100	

Color	Part number	Package
■	DPH2.5-RD	100
■	DPH2.5-BL	100



DPH6		
Rated Data	**UL**	**IEC**
Rated Voltage (V)	600	1000
Rated Current (A)	42	41
Rated impulse voltage		8KV
Wire range (AWG/mm²)	20~8	0.5~6
Connection Capacity		
Max. Solid (mm²)		10
Max. Stranded (mm²)		6
General Data		
Stripping length (mm)	16~17	
Insulation material	PA	
T / W (mm)	8 / 70	
H / H on TS-35 (mm)	42 / 43.5	
Package	50	

Color	Part number	Package
■	DPH6-RD	50
■	DPH6-BL	50

Accessories

Accessories	DPH1.5 Part number	DPH1.5 Package	DPH2.5 Part number	DPH2.5 Package	DPH6 Part number	DPH6 Package
End cover	DPH1.5C	50	DPH2.5C	50	DPH6C	20
Partition plate	AKSPS-001-OR	10	AKSPS-001-OR	10	AKSPS-002-OR	10
Plug-in bridge 2 3 4 5 10 20	DSD03-1.502 DSD03-1.503 DSD03-1.504 DSD03-1.505 DSD03-1.510 DSD03-1.520	50 50 10 10 10 10	DSD01-2.502N DSD01-2.503N DSD01-2.504N DSD01-2.505N DSD01-2.510N DSD01-2.520N	50 50 50 10 10 10	DSD01-602N DSD01-603N DSD01-604N DSD01-605N DSD01-610N	50 50 50 10 10
Plug-in bridge 500			DSD06-2.5500T	1		
Test plug	0208-T004	10	0208-T001	10	0208-T003	10
Spacer	0208-E004	10	0208-E001	10	0208-E003	10
Marking block	MKG-001 / MKG-002	20	MKG-003 / MKG-004	20		
Marking label (Center / Outer)	TM46LW / TM41LW	20	TM57HW / TM52HW	20	TM49LW / TM44LW	20
Continuous flat marking label (Center / Outer)	TM-R200 / TM-R100	10	TM-R200 / TM-R100	10	TM-R200 / TM-R100	10
DIN rail	TS-35 TS-35/15	20 10	TS-35 TS-35/15	20 10	TS-35 TS-35/15	20 10
Ferrule	Page 210~211		Page 210~211		Page 210~211	

* Using DSD06-2.5500T Plug-in bridge, the rated current will drop to 17.5A

Feed-through Terminal Blocks

P-LUP

P-LUP structure features to clamp solid and stranded wires with ferrules directly tool free, providing quick and convenient wiring solutions to save labor time.

Push-in & Lever-up operation gives a flexible wiring structure. The handle lock function allows cables in and out without tools during operation. Moreover, the wide conductor entrance on the side of terminal block allows easy and quick connections.

DPH



DPH10		
Rated Data	**UL**	**IEC**
Rated Voltage (V)	600	1000
Rated Current (A)	55	57
Rated impulse voltage		8KV
Wire range (AWG/mm²)	20~6	0.5~10
Connection Capacity		
Max. Solid (mm²)		16
Max. Stranded (mm²)		10
General Data		
Stripping length (mm)	18~20	
Insulation material	PA	
T / W (mm)	10 / 93.1	
H / H on TS-35 (mm)	48.6 / 50.1	
Package	50	

Color	Part number	Package
■	DPH10-RD	50
■	DPH10-BL	50



DPH16		
Rated Data	**UL**	**IEC**
Rated Voltage (V)	600	1000
Rated Current (A)	75	76
Rated impulse voltage		8KV
Wire range (AWG/mm²)	20~4	0.5~16
Connection Capacity		
Max. Solid (mm²)		25
Max. Stranded (mm²)		16
General Data		
Stripping length (mm)	18~20	
Insulation material	PA	
T / W (mm)	12 / 98	
H / H on TS-35 (mm)	50.1 / 51.6	
Package	40	

Color	Part number	Package
■	DPH16-RD	40
■	DPH16-BL	40

Rated Data	UL	IEC
Rated Voltage (V)		
Rated Current (A)		
Rated impulse voltage		
Wire range (AWG/mm²)		
Connection Capacity		
Max. Solid (mm²)		
Max. Stranded (mm²)		
General Data		
Stripping length (mm)		
Insulation material		
T / W (mm)		
H / H on TS-35 (mm)		
Package		

Color	Part number	Package

Accessories

	Part number	Part number	Part number	Package
Plug-in bridge 2	DSD01-1002N	DSD01-1602N		50 / 10
3	DSD01-1003N			50
4	DSD01-1004N			50
5	DSD01-1005N			10
Marking label (Center / Outer)	TM50LW / TM45LW	TM50LW / TM45LW		20
Continuous flat marking label (Center / Outer)	TM-R200 / TM-R100	TM-R200 / TM-R100		10
DIN rail	TS-35 TS-35/15	TS-35 TS-35/15		20 10
Ferrule	Page 210~211	Page 210~211		

Feed-through Grounding Terminal Blocks

P-LUP

P-LUP structure features to clamp solid and stranded wires with ferrules directly tool free, providing quick and convenient wiring solutions to save labor time. Push-in & Lever-up operation gives a flexible wiring structure. The handle lock function allows cables in and out without tools during operation. The wide conductor entrance on the side of terminal block allows easy and quick connections. PE foot is made of high conductive copper and low resistance.

DPH..-PE



DPH1.5-PE		
Rated Data	**UL**	**IEC**
Rated Voltage (V)	300	500
Rated Current (A)		
Rated impulse voltage		6KV
Wire range (AWG/mm²)	26~14	0.14~1.5
Connection Capacity		
Max. Solid (mm²)		1.5
Max. Stranded (mm²)		1.5
General Data		
Stripping length (mm)	8	
Insulation material	PA	
T / W (mm)	3.5 / 55.5	
H / H on TS-35 (mm)	32.7 / 34.2	
Package	100	



DPH2.5-PE		
Rated Data	**UL**	**IEC**
Rated Voltage (V)	600	800
Rated Current (A)		
Rated impulse voltage		8KV
Wire range (AWG/mm²)	26~12	0.14~2.5
Connection Capacity		
Max. Solid (mm²)		4
Max. Stranded (mm²)		2.5
General Data		
Stripping length (mm)	10~11	
Insulation material	PA	
T / W (mm)	5.1 / 61	
H / H on TS-35 (mm)	37.4 / 38.9	
Package	100	



DPH6-PE		
Rated Data	**UL**	**IEC**
Rated Voltage (V)	600	1000
Rated Current (A)		
Rated impulse voltage		8KV
Wire range (AWG/mm²)	20~8	0.5~6
Connection Capacity		
Max. Solid (mm²)		10
Max. Stranded (mm²)		6
General Data		
Stripping length (mm)	16~17	
Insulation material	PA	
T / W (mm)	8 / 70	
H / H on TS-35 (mm)	42 / 43.5	
Package	50	

Accessories

	Part number	Package	Part number	Package	Part number	Package
End cover	DPH1.5C	50	DPH2.5C	50	DPH6C	20
Partition plate	AKSPS-001-OR	10	AKSPS-001-OR	10	AKSPS-002-OR	10
Test plug	0208-T004	10	0208-T001	10	0208-T003	10
Spacer	0208-E004	10	0208-E001	10	0208-E003	10
Marking block	MKG-001 / MKG-002	20	MKG-003 / MKG-004	20		
Marking label (Center / Outer)	TM46LW / TM41LW	20	TM57HW / TM52HW	20	TM49LW / TM44LW	20
Continuous flat marking label (Center / Outer)	TM-R200 / TM-R100	10	TM-R200 / TM-R100	10	TM-R200 / TM-R100	10
DIN rail	TS-35 TS-35/15	20 10	TS-35 TS-35/15	20 10	TS-35 TS-35/15	20 10
Ferrule	Page 210~211		Page 210~211		Page 210~211	

Feed-through Grounding Terminal Blocks

P-LUP



P-LUP structure features to clamp solid and stranded wires with ferrules directly tool free, providing quick and convenient wiring solutions to save labor time. Push-in & Lever-up operation gives a flexible wiring structure. The handle lock function allows cables in and out without tools during operation. The wide conductor entrance on the side of terminal block allows easy and quick connections. PE foot is made of high conductive copper and low resistance.

DPH..-PE





DPH10-PE		UL	IEC
Rated Data		**UL**	**IEC**
Rated Voltage	(V)	600	1000
Rated Current	(A)		
Rated impulse voltage			8KV
Wire range	(AWG/mm²)	20~6	0.5~10
Connection Capacity			
Max. Solid (mm²)			16
Max. Stranded (mm²)			10
General Data			
Stripping length	(mm)	18~20	
Insulation material		PA	
T / W	(mm)	10 / 93.1	
H / H on TS-35	(mm)	48.6 / 50.1	
Package		50	
		Part number	**Package**
		TM50LW / TM45LW	20
		TM-R200 / TM-R100	10
		TS-35 TS-35/15	20 10
		Page 210~211	

DPH16-PE		UL	IEC
Rated Data		**UL**	**IEC**
Rated Voltage	(V)	600	1000
Rated Current	(A)		
Rated impulse voltage			8KV
Wire range	(AWG/mm²)	20~4	0.5~16
Connection Capacity			
Max. Solid (mm²)			25
Max. Stranded (mm²)			16
General Data			
Stripping length	(mm)	18~20	
Insulation material		PA	
T / W	(mm)	12 / 98	
H / H on TS-35	(mm)	50.1 / 51.6	
Package		40	
		Part number	**Package**
		TM50LW / TM45LW	20
		TM-R200 / TM-R100	10
		TS-35 TS-35/15	20 10
		Page 210~211	

		UL	IEC
Rated Data		**UL**	**IEC**
Rated Voltage	(V)		
Rated Current	(A)		
Rated impulse voltage			
Wire range	(AWG/mm²)		
Connection Capacity			
Max. Solid (mm²)			
Max. Stranded (mm²)			
General Data			
Stripping length	(mm)		
Insulation material			
T / W	(mm)		
H / H on TS-35	(mm)		
Package			
		Part number	**Package**

Accessories

Marking label (Center / Outer)	
Continuous flat marking label (Center / Outer)	
DIN rail	
Ferrule	

Sensor / Actuator Terminal Blocks

P-LUP



DPH1.5SG is a 3-level sensor/actuator terminal block. The top level supports signal lines, the middle and bottom level support positive and negative posentials.

Push-in & Lever-up operation gives a flexible wiring structure. The handle lock function allows cables in and out without tools during operation. Moreover, the wide conductor entrance on the side of terminal block allows easy and quick connections.

DPH..SG



P-LUP Design

DPH1.5SG		UL	IEC
Rated Data		**UL**	**IEC**
Rated Voltage	(V)	300	250
Rated Current	(A)	14	15
Rated impulse voltage			4KV
Wire range	(AWG/mm²)	26~14	0.14~1.5
Connection Capacity			
Max. Solid (mm²)			1.5
Max. Stranded (mm²)			1.5
General Data			
Stripping length	(mm)	8	
Insulation material		PA	
T / W	(mm)	3.5 / 68	
H / H on TS-35	(mm)	62.2 / 63.5	
Package		50	
		Part number	**Package**
		DPH1.5SGC	20
		DSD03-M1500	5
		DSD03-1.502 DSD03-1.503	50 50
		0208-T004	10
		0208-E004	10
		MKG-001 / MKG-002	20
		TM41LW	20
		TM-R100	10
		TS-35 TS-35/15	20 10
		Page 210~211	

DPH1.5SGU		UL	IEC
Rated Data		**UL**	**IEC**
Rated Voltage	(V)	300	250
Rated Current	(A)	14	15
Rated impulse voltage			4KV
Wire range	(AWG/mm²)	26~14	0.14~1.5
Connection Capacity			
Max. Solid (mm²)			1.5
Max. Stranded (mm²)			1.5
General Data			
Stripping length	(mm)	8	
Insulation material		PA	
T / W	(mm)	5.1 / 68	
H / H on TS-35	(mm)	62.2 / 63.5	
Package		50	
		Part number	**Package**
		DPH1.5SGC	20
		DSD03-M1500	5
		MKG-003 / MKG-004	20
		TM52LW	20
		TM-R100	10
		TS-35 TS-35/15	20 10
		Page 210~211	

		UL	IEC
Rated Data		**UL**	**IEC**
Rated Voltage	(V)		
Rated Current	(A)		
Rated impulse voltage			
Wire range	(AWG/mm²)		
Connection Capacity			
Max. Solid (mm²)			
Max. Stranded (mm²)			
General Data			
Stripping length	(mm)		
Insulation material			
T / W	(mm)		
H / H on TS-35	(mm)		
Package			
		Part number	**Package**

Accessories

End cover	
Plug-in bridge (Side)	
Plug-in bridge (Top) 2 3	
Test plug	
Spacer	
Marking block	
Marking label	
Continuous flat marking label	
DIN rail	
Ferrule	

Test Disconnect Terminal Blocks

P-LUP

Test disconnect terminal blocks are designed specifically for the secondary circuit of current transformers. The designated bridges, switch bars and 4mmø test plugs applies on DPHTL6 and DPHTD6 as a simple detection device, which can be configured with fixed circuit. Push-in & Lever-up operation gives a flexible wiring structure. The handle lock function allows cables in and out without tools during operation.

DPH





Switching jumper

DSD01-602R
DSD01-603R
DSD01-604R

Operating lever

DPTD-CAP02
DPTD-CAP03
DPTD-CAP04

DPHTD6		
Rated Data	**UL**	**IEC**
Rated Voltage (V)	300	500
Rated Current (A)	30	30
Rated impulse voltage		6KV
Wire range (AWG/mm²)	20~8	0.5~6
Connection Capacity		
Max. Solid (mm²)		10
Max. Stranded (mm²)		6
General Data		
Stripping length (mm)	16~17	
Insulation material	PA	
T / W (mm)	8 / 100	
H / H on TS-35 (mm)	64.7 / 66.2	
Package	50	
	Part number	**Package**
	DPHTD6C	10
	DSD01-602N DSD01-603N DSD01-604N DSD01-605N DSD01-610N	50 50 10 10 10
	DSD01-602R DSD01-603R DSD01-604R	50 50 50
	DPTD-CAP02 DPTD-CAP03 DPTD-CAP04	50 50 50
	TM44LW	20
	TM-R100	10
	TS-35 TS-35/15	20 10
	Page 210~211	

DPHTL6		
Rated Data	**UL**	**IEC**
Rated Voltage (V)	300	500
Rated Current (A)	30	41
Rated impulse voltage		6KV
Wire range (AWG/mm²)	20~8	0.5~6
Connection Capacity		
Max. Solid (mm²)		10
Max. Stranded (mm²)		6
General Data		
Stripping length (mm)	16~17	
Insulation material	PA	
T / W (mm)	8 / 100	
H / H on TS-35 (mm)	50 / 51.5	
Package	50	
	Part number	**Package**
	DPHTD6C	10
	DSD01-602N DSD01-603N DSD01-604N DSD01-605N DSD01-610N	50 50 10 10 10
	TM44LW	20
	TM-R100	10
	TS-35 TS-35/15	20 10
	Page 210~211	

Accessories

End cover
Plug-in bridge
2
3
4
5
10
Switching jumper
2
3
4
Operating lever
2
3
4
Marking label (Center / Outer)
Continuous flat marking label (Center / Outer)
DIN rail
Ferrule

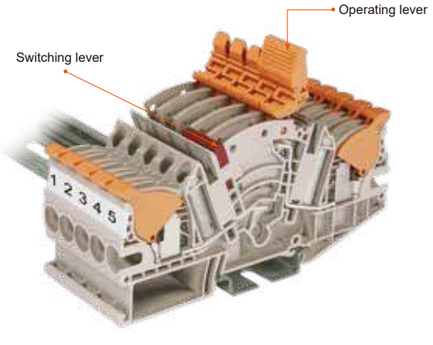

Feed-through Terminal Blocks

P-LUP Design

P-LUP

Suitable for limited space applications. Hybrid design of P-LUP and PID structures features to clamp solid and stranded wires with ferrules directly tool free, providing quick and convenient wiring solutions to save labor time.

Push-in design and lever-up operation gives a flexible wiring structure. The handle lock function allows the cable to be fed in and out without tools during operation. Moreover, the wide conductor entrance on the side of terminal block allows easy and quick connections.

DPH..-DP







DPH2.5-DP		
Rated Data	**UL**	**IEC**
Rated Voltage (V)	600	800
Rated Current (A)	20	24
Rated impulse voltage		8KV
Wire range (AWG/mm²)	26~12	0.14~2.5
Connection Capacity		
Max. Solid (mm²)		4
Max. Stranded (mm²)		2.5
General Data		
Stripping length (mm)	10~11	
Insulation material	PA	
T / W (mm)	5.1 / 54.7	
H / H on TS-35 (mm)	37.7 / 39.2	
Package	100	
Color	**Part number**	**Package**
■	DPH2.5-DP-RD	100
■	DPH2.5-DP-BL	100
	Part number	**Package**
	DPH2.5C-DP	50
	AKSPS-001-OR	10
	DSD01-2.502N DSD01-2.503N DSD01-2.504N DSD01-2.505N DSD01-2.510N DSD01-2.520N	50 50 50 10 10 10
	DSD06-2.5500T	1
	0208-T001	10
	0208-E001	10
	MKG-003 / MKG-004	20
	TM57HW / TM52HW	20
	TM-R200 / TM-R100	10
	TS-35 TS-35/15	20 10
	0.6x3.5 | DNT11-0107	
	Page 210~211	

DPH6-DP		
Rated Data	**UL**	**IEC**
Rated Voltage (V)	600	1000
Rated Current (A)	40	41
Rated impulse voltage		8KV
Wire range (AWG/mm²)	20~8	0.5~6
Connection Capacity		
Max. Solid (mm²)		10
Max. Stranded (mm²)		6
General Data		
Stripping length (mm)	16~17	
Insulation material	PA	
T / W (mm)	8 / 63	
H / H on TS-35 (mm)	42 / 43.5	
Package	50	
Color	**Part number**	**Package**
■	DPH6-DP-RD	50
■	DPH6-DP-BL	50
	Part number	**Package**
	DPH6C-DP	20
	AKSPS-002-OR	10
	DSD01-602N DSD01-603N DSD01-604N DSD01-605N DSD01-610N	50 50 50 10 10
	0208-T003	10
	0208-E003	10
	TM49LW / TM44LW	20
	TM-R200 / TM-R100	10
	TS-35 TS-35/15	20 10
	0.8x4 | DNT11-0109	
	Page 210~211	

DPH10-DP		
Rated Data	**UL**	**IEC**
Rated Voltage (V)	600	1000
Rated Current (A)	55	57
Rated impulse voltage		8KV
Wire range (AWG/mm²)	20~6	0.5~10
Connection Capacity		
Max. Solid (mm²)		16
Max. Stranded (mm²)		10
General Data		
Stripping length (mm)	18~20	
Insulation material	PA	
T / W (mm)	10 / 80.4	
H / H on TS-35 (mm)	48.6 / 50.1	
Package	50	
Color	**Part number**	**Package**
■	DPH10-DP-RD	50
■	DPH10-DP-BL	50
	Part number	**Package**
	DSD01-1002N DSD01-1003N DSD01-1004N DSD01-1005N	50 50 50 10
	TM50LW / TM45LW	20
	TM-R200 / TM-R100	10
	TS-35 TS-35/15	20 10
	1x5.5 | DNT11-0111	
	Page 210~211	

Accessories

End cover
Partition plate
Plug-in bridge
2
3
4
5
10
20
Plug-in bridge
500
Test plug
Spacer
Marking block
Marking label (Center / Outer)
Continuous flat marking label (Center / Outer)
DIN rail
Tool (mm)
Ferrule

* Using DSD06-2.5500T Plug-in bridge, the rated current will drop to 17.5A

Feed-through Terminal Blocks



Suitable for limited space applications. Hybrid design of P-LUP and PID structures features to clamp solid and stranded wires with ferrules directly tool free, providing quick and convenient wiring solutions to save labor time.

Push-in design and lever-up operation gives a flexible wiring structure. The handle lock function allows the cable to be fed in and out without tools during operation. Moreover, the wide conductor entrance on the side of terminal block allows easy and quick connections.

DPH..-DP



DPH16-DP		
Rated Data	**UL**	**IEC**
Rated Voltage (V)	600	1000
Rated Current (A)	75	76
Rated impulse voltage		8KV
Wire range (AWG/mm²)	20~4	0.5~16
Connection Capacity		
Max. Solid (mm²)		25
Max. Stranded (mm²)		16
General Data		
Stripping length (mm)	18~20	
Insulation material	PA	
T / W (mm)	12 / 85.2	
H / H on TS-35 (mm)	52.8 / 54.3	
Package	50	

Color	Part number	Package
■	DPH16-DP-RD	50
■	DPH16-DP-BL	50

Rated Data	UL	IEC
Rated Voltage (V)		
Rated Current (A)		
Rated impulse voltage		
Wire range (AWG/mm²)		
Connection Capacity		
Max. Solid (mm²)		
Max. Stranded (mm²)		
General Data		
Stripping length (mm)		
Insulation material		
T / W (mm)		
H / H on TS-35 (mm)		
Package		

Color	Part number	Package

Rated Data	UL	IEC
Rated Voltage (V)		
Rated Current (A)		
Rated impulse voltage		
Wire range (AWG/mm²)		
Connection Capacity		
Max. Solid (mm²)		
Max. Stranded (mm²)		
General Data		
Stripping length (mm)		
Insulation material		
T / W (mm)		
H / H on TS-35 (mm)		
Package		

Color	Part number	Package

Accessories

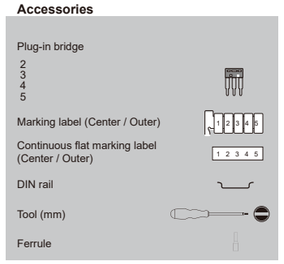

Part number	Package
DSD01-1602N	10
TM50LW / TM45LW	20
TM-R200 / TM-R100	10
TS-35 TS-35/15	20 10
1x5.5 | DNT11-0111	
Page 210~211	

Part number	Package

Part number	Package

Feed-through 3-Conductor Terminal Blocks



DPH...-DP-TN series is a 3 port terminal block. Suitable for limited space applications. Hybrid design of P-LUP and PID structures features to clamp solid and stranded wires with ferrules directly tool free, providing quick and convenient wiring solutions to save labor time. Push-in design and lever-up operation gives a flexible wiring structure. The handle lock function allows the cable to be fed in and out without tools during operation. The wide conductor entrance on the side of terminal block allows easy and quick connections.

DPH..DP-TN







DPH2.5-DP-TN		
Rated Data	**UL**	**IEC**
Rated Voltage (V)	600	800
Rated Current (A)	20	24
Rated impulse voltage		8KV
Wire range (AWG/mm²)	26~12	0.14~2.5
Connection Capacity		
Max. Solid (mm²)		4
Max. Stranded (mm²)		2.5
General Data		
Stripping length (mm)	10~11	
Insulation material	PA	
T / W (mm)	5.1 / 66.5	
H / H on TS-35 (mm)	37.7 / 39.2	
Package	100	

Color	Part number	Package
■	DPH2.5-DP-TN-RD	100
■	DPH2.5-DP-TN-BL	100

DPH6-DP-TN		
Rated Data	**UL**	**IEC**
Rated Voltage (V)	600	1000
Rated Current (A)	40	41
Rated impulse voltage		8KV
Wire range (AWG/mm²)	20~8	0.5~6
Connection Capacity		
Max. Solid (mm²)		10
Max. Stranded (mm²)		6
General Data		
Stripping length (mm)	16~17	
Insulation material	PA	
T / W (mm)	8 / 79.8	
H / H on TS-35 (mm)	42 / 43.5	
Package	50	

Color	Part number	Package
■	DPH6-DP-TN-RD	50
■	DPH6-DP-TN-BL	50

DPH10-DP-TN		
Rated Data	**UL**	**IEC**
Rated Voltage (V)	600	1000
Rated Current (A)	55	57
Rated impulse voltage		8KV
Wire range (AWG/mm²)	20~6	0.5~10
Connection Capacity		
Max. Solid (mm²)		16
Max. Stranded (mm²)		10
General Data		
Stripping length (mm)	18~20	
Insulation material	PA	
T / W (mm)	10 / 101.9	
H / H on TS-35 (mm)	48.6 / 50.1	
Package	50	

Color	Part number	Package
■	DPH10-DP-TN-RD	50
■	DPH10-DP-TN-BL	50

Accessories

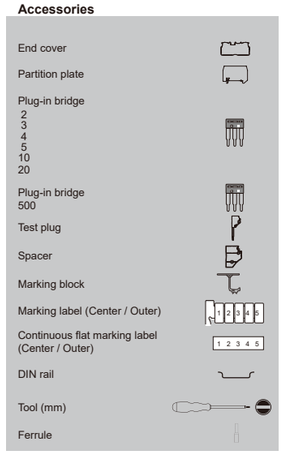

Part number	Package	Part number	Package	Part number	Package
DPH2.5C-DP-TN	20	DPH6C-DP-TN	20		
AKSPS-003-OR	10				
DSD01-2.502N DSD01-2.503N DSD01-2.504N DSD01-2.505N DSD01-2.510N DSD01-2.520N	50 50 50 10 10 10	DSD01-602N DSD01-603N DSD01-604N DSD01-605N DSD01-610N	50 50 50 10 10	DSD01-1002N DSD01-1003N DSD01-1004N DSD01-1005N	50 50 50 10
DSD06-2.5500T	1				
0208-T001	10	0208-T003	10		
0208-E001	10	0208-E003	10		
MKG-003 / MKG-004	20				
TM57HW / TM52HW	20	TM49LW / TM44LW	20	TM50LW / TM45LW	20
TM-R200 / TM-R100	10	TM-R200 / TM-R100	10	TM-R200 / TM-R100	10
TS-35 TS-35/15	20 10	TS-35 TS-35/15	20 10	TS-35 TS-35/15	20 10
0.6x3.5 | DNT11-0107		0.8x4 | DNT11-0109		1x5.5 | DNT11-0111	
Page 210~211		Page 210~211		Page 210~211	

* Using DSD06-2.5500T Plug-in bridge, the rated current will drop to 17.5A

Feed-through 3-Conductor Terminal Blocks

P-LUP

DPH...-DP-TN series is a 3 port terminal block. Suitable for limited space applications. Hybrid design of P-LUP and PID structures features to clamp solid and stranded wires with ferrules directly tool free, providing quick and convenient wiring solutions to save labor time. Push-in design and lever-up operation gives a flexible wiring structure. The handle lock function allows the cable to be fed in and out without tools during operation. The wide conductor entrance on the side of terminal block allows easy and quick connections.

DPH..DP-TN



DPH16-DP-TN

Rated Data		UL	IEC
Rated Voltage	(V)	600	1000
Rated Current	(A)	75	76
Rated impulse voltage			8KV
Wire range (AWG/mm^2)		20~4	0.5~16
Connection Capacity			
Max. Solid (mm^2)			25
Max. Stranded (mm^2)			16
General Data			
Stripping length	(mm)	18~20	
Insulation material		PA	
T / W	(mm)	12 / 110	
H / H on TS-35	(mm)	52.8 / 54.3	
Package		50	

Color	Part number	Package
■	DPH16-DP-TN-RD	50
■	DPH16-DP-TN-BL	50

Rated Data		UL	IEC
Rated Voltage	(V)		
Rated Current	(A)		
Rated impulse voltage			
Wire range (AWG/mm^2)			
Connection Capacity			
Max. Solid (mm^2)			
Max. Stranded (mm^2)			
General Data			
Stripping length	(mm)		
Insulation material			
T / W	(mm)		
H / H on TS-35	(mm)		
Package			

Color	Part number	Package

Rated Data		UL	IEC
Rated Voltage	(V)		
Rated Current	(A)		
Rated impulse voltage			
Wire range (AWG/mm^2)			
Connection Capacity			
Max. Solid (mm^2)			
Max. Stranded (mm^2)			
General Data			
Stripping length	(mm)		
Insulation material			
T / W	(mm)		
H / H on TS-35	(mm)		
Package			

Color	Part number	Package

Accessories

	Part number	Part number	Part number	Package
Plug-in bridge 2 3 4 5	DSD01-1602N			10
Marking label (Center / Outer)	TM50LW / TM45LW			20
Continuous flat marking label (Center / Outer)	TM-R200 / TM-R100			10
DIN rail	TS-35 TS-35/15			20 10
Tool (mm)	1x5.5 | DNT11-0111			
Ferrule	Page 210~211			

Feed-through Grounding Terminal Blocks

P-LUP

Suitable for limited space applications. Hybrid design of P-LUP and PID structures features to clamp solid and stranded wires with ferrules directly tool free, providing quick and convenient wiring solutions to save labor time.

The handle lock function allows the cable to be fed in and out without tools during operation. PE foot is made of high conductive copper and low resistance.

DPH..DP-PE







DPH2.5-DP-PE

Rated Data		UL	IEC
Rated Voltage	(V)	600	800
Rated Current	(A)		
Rated impulse voltage			8KV
Wire range (AWG/mm^2)		26~12	0.14~2.5
Connection Capacity			
Max. Solid (mm^2)			4
Max. Stranded (mm^2)			2.5
General Data			
Stripping length	(mm)	10~11	
Insulation material		PA	
T / W	(mm)	5.1 / 54.7	
H / H on TS-35	(mm)	37.7 /39.2	
Package		100	

DPH6-DP-PE

Rated Data		UL	IEC
Rated Voltage	(V)	600	1000
Rated Current	(A)		
Rated impulse voltage			8KV
Wire range (AWG/mm^2)		20~8	0.5~6
Connection Capacity			
Max. Solid (mm^2)			10
Max. Stranded (mm^2)			6
General Data			
Stripping length	(mm)	16~17	
Insulation material		PA	
T / W	(mm)	8 / 63	
H / H on TS-35	(mm)	42 / 43.5	
Package		50	

DPH10-DP-PE

Rated Data		UL	IEC
Rated Voltage	(V)	600	1000
Rated Current	(A)		
Rated impulse voltage			8KV
Wire range (AWG/mm^2)		20~6	0.5~10
Connection Capacity			
Max. Solid (mm^2)			16
Max. Stranded (mm^2)			10
General Data			
Stripping length	(mm)	18~20	
Insulation material		PA	
T / W	(mm)	10 / 80.4	
H / H on TS-35	(mm)	48.6 / 50.1	
Package		50	

Accessories

	Part number	Package	Part number	Package	Part number	Package
End cover	DPH2.5C-DP	50	DPH6C-DP	20		
Partition plate	AKSPS-001-OR	10	AKSPS-002-OR	10		
Test plug	0208-T001	10	0208-T003	10		
Spacer	0208-E001	10	0208-E003	10		
Marking block	MKG-003 / MKG-004	20				
Marking label (Center / Outer)	TM57HW / TM52HW	20	TM49LW / TM44LW	20	TM50LW / TM45LW	20
Continuous flat marking label (Center / Outer)	TM-R200 / TM-R100	10	TM-R200 / TM-R100	10	TM-R200 / TM-R100	10
DIN rail	TS-35 TS-35/15	20 10	TS-35 TS-35/15	20 10	TS-35 TS-35/15	20 10
Tool (mm)	0.6x3.5 | DNT11-0107		0.8x4 | DNT11-0109		1x5.5 | DNT11-0111	
Ferrule	Page 210~211		Page 210~211		Page 210~211	

Feed-through Grounding Terminal Blocks

P-LUP

Suitable for limited space applications. Hybrid design of P-LUP and PID structures features to clamp solid and stranded wires with ferrules directly tool free, providing quick and convenient wiring solutions to save labor time.

The handle lock function allows the cable to be fed in and out without tools during operation. PE foot is made of high conductive copper and low resistance.

DPH..DP-PE



DPH16-DP-PE

Rated Data		UL	IEC
Rated Voltage	(V)	600	1000
Rated Current	(A)		
Rated impulse voltage			8KV
Wire range	(AWG/mm²)	20~4	0.5~16
Connection Capacity			
Max. Solid (mm²)			25
Max. Stranded (mm²)			16
General Data			
Stripping length	(mm)	18~20	
Insulation material		PA	
T / W	(mm)	12 / 85.2	
H / H on TS-35	(mm)	52.8 / 54.3	
Package		50	

Part number	Package
TM50LW / TM45LW	20
TM-R200 / TM-R100	10
TS-35 TS-35/15	20 10
1x5.5 | DNT11-0111	
Page 210~211	

Rated Data		UL	IEC
Rated Voltage	(V)		
Rated Current	(A)		
Rated impulse voltage			
Wire range	(AWG/mm²)		
Connection Capacity			
Max. Solid (mm²)			
Max. Stranded (mm²)			
General Data			
Stripping length	(mm)		
Insulation material			
T / W	(mm)		
H / H on TS-35	(mm)		
Package			

Part number	Package

Rated Data		UL	IEC
Rated Voltage	(V)		
Rated Current	(A)		
Rated impulse voltage			
Wire range	(AWG/mm²)		
Connection Capacity			
Max. Solid (mm²)			
Max. Stranded (mm²)			
General Data			
Stripping length	(mm)		
Insulation material			
T / W	(mm)		
H / H on TS-35	(mm)		
Package			

Part number	Package

Accessories

- Marking label (Center / Outer)
- Continuous flat marking label (Center / Outer)
- DIN rail
- Tool (mm)
- Ferrule

Feed-through 3-Conductor Grounding Terminal Blocks

P-LUP



DPH..-DP-TN-PE series is a 3 port grounding terminal block. Suitable for limited space applications. Hybrid design of P-LUP and PID structures features to clamp solid and stranded wires with ferrules directly tool free, providing quick and convenient wiring solutions to save labor time.

The handle lock function allows the cable to be fed in and out without tools during operation. PE foot is made of high conductive copper and low resistance.

DPH..-DP-TN-PE



DPH2.5-DP-TN-PE

Rated Data		UL	IEC
Rated Voltage	(V)	600	800
Rated Current	(A)		
Rated impulse voltage			8KV
Wire range	(AWG/mm²)	26~12	0.14~2.5
Connection Capacity			
Max. Solid (mm²)			4
Max. Stranded (mm²)			2.5
General Data			
Stripping length	(mm)	9~10	
Insulation material		PA	
T / W	(mm)	5.1 / 66.5	
H / H on TS-35	(mm)	37.7 / 39.2	
Package		100	

Part number	Package
DPH2.5C-DP-TN	20
AKSPS-003-OR	10
0208-T001	10
0208-E001	10
MKG-003 / MKG-004	20
TM57HW / TM52HW	20
TM-R200 / TM-R100	10
TS-35 TS-35/15	20 10
0.6x3.5 | DNT11-0107	
Page 210~211	



DPH6-DP-TN-PE

Rated Data		UL	IEC
Rated Voltage	(V)	600	1000
Rated Current	(A)		
Rated impulse voltage			8KV
Wire range	(AWG/mm²)	20~8	0.5~6
Connection Capacity			
Max. Solid (mm²)			10
Max. Stranded (mm²)			6
General Data			
Stripping length	(mm)	16~17	
Insulation material		PA	
T / W	(mm)	8 / 79.8	
H / H on TS-35	(mm)	42 / 43.5	
Package		50	

Part number	Package
DPH6C-DP-TN	20
0208-T003	10
0208-E003	10
TM49LW / TM44LW	20
TM-R200 / TM-R100	10
TS-35 TS-35/15	20 10
0.8x4 | DNT11-0109	
Page 210~211	



DPH10-DP-TN-PE

Rated Data		UL	IEC
Rated Voltage	(V)	600	1000
Rated Current	(A)		
Rated impulse voltage			8KV
Wire range	(AWG/mm²)	20~6	0.5~10
Connection Capacity			
Max. Solid (mm²)			16
Max. Stranded (mm²)			10
General Data			
Stripping length	(mm)	18~20	
Insulation material		PA	
T / W	(mm)	10 / 101.9	
H / H on TS-35	(mm)	48.6 / 50.1	
Package		50	

Part number	Package
TM50LW / TM45LW	20
TM-R200 / TM-R100	10
TS-35 TS-35/15	20 10
1x5.5 | DNT11-0111	
Page 210~211	

Accessories

- End cover
- Partition plate
- Test plug
- Spacer
- Marking block
- Marking label (Center / Outer)
- Continuous flat marking label (Center / Outer)
- DIN rail
- Tool (mm)
- Ferrule

Feed-through 3-Conductor Grounding Terminal Blocks



DPH..-DP-TN-PE series is a 3 port grounding terminal block. Suitable for limited space applications. Hybrid design of P-LUP and PID structures features to clamp solid and stranded wires with ferrules directly tool free, providing quick and convenient wiring solutions to save labor time.

The handle lock function allows the cable to be fed in and out without tools during operation. PE foot is made of high conductive copper and low resistance.

DPH..-DP-TN-PE



DPH16-DP-TN-PE		
Rated Data	**UL**	**IEC**
Rated Voltage (V)	600	1000
Rated Current (A)		
Rated impulse voltage		8KV
Wire range (AWG/mm^2)	20~4	0.5~16
Connection Capacity		
Max. Solid (mm^2)		25
Max. Stranded (mm^2)		16
General Data		
Stripping length (mm)	18~20	
Insulation material	PA	
T / W (mm)	12 / 110	
H / H on TS-35 (mm)	52.8 / 54.3	
Package	50	

Rated Data	UL	IEC
Rated Voltage (V)		
Rated Current (A)		
Rated impulse voltage		
Wire range (AWG/mm^2)		
Connection Capacity		
Max. Solid (mm^2)		
Max. Stranded (mm^2)		
General Data		
Stripping length (mm)		
Insulation material		
T / W (mm)		
H / H on TS-35 (mm)		
Package		

Rated Data	UL	IEC
Rated Voltage (V)		
Rated Current (A)		
Rated impulse voltage		
Wire range (AWG/mm^2)		
Connection Capacity		
Max. Solid (mm^2)		
Max. Stranded (mm^2)		
General Data		
Stripping length (mm)		
Insulation material		
T / W (mm)		
H / H on TS-35 (mm)		
Package		

Accessories

	Part number	Package	Part number	Package	Part number	Package
Marking label (Center / Outer)	TM50LW / TM45LW	20				
Continuous flat marking label (Center / Outer)	TM-R200 / TM-R100	10				
DIN rail	TS-35 TS-35/15	20 10				
Tool (mm)	1x5.5 | DNT11-0111					
Ferrule	Page 210~211					

Memo

Push-In Design Terminal Blocks



- Push-In Design (PID) is a very popular wiring mechanism. This is accomplished with S-cage, a design that combines the concept of spring and wire cage for an efficient and reliable connection.
- The main characteristic of PID can be inserted by solid wires and stranded wires with ferrules easily without tools. The spring offers a high clamping force on the conductor, which provides a stable conductivity through every wired component.
- PID terminal blocks have the same reliable connection like the conventional screw type, but with a more efficient installation method, that results in time and labor cost saving during field wiring.
- Dinkle's PID product series is definitely worthy of your trust and application.

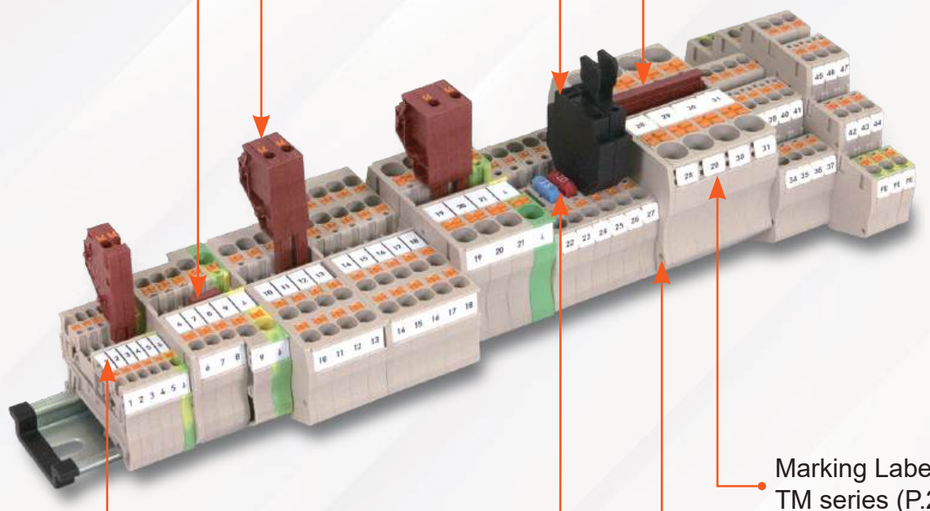

Feed-through Terminal Blocks

PID

PID series is suitable for applications with limited space. PID structure allows quick wire connection without tools. Solid wires and stranded wires with ferrules can be inserted directly, providing convenient wiring solution and saving labor time.

DP..



DP1.5N

Rated Data		UL	IEC
Rated Voltage	(V)	300	500
Rated Current	(A)	15	17.5
Rated impulse voltage			6KV
Wire range	(AWG/mm²)	26~14	0.14~1.5
Connection Capacity			
Max. Solid	(mm²)		1.5
Max. Stranded	(mm²)		1.5
General Data			
Stripping length	(mm)	8	
Insulation material		PA	
T / W	(mm)	3.5 / 46.6	
H / H on TS-35	(mm)	30.6 / 32.1	
Package		100	

Color	Part number	Package
■	DP1.5N-RD	100
■	DP1.5N-BL	100
■	DP1.5N-WPE	10

Part number	Package
DP1.5C	50
AKSPS-001-OR	10
DSD03-1.502 DSD03-1.503 DSD03-1.504 DSD03-1.505 DSD03-1.510 DSD03-1.520	50 50 50 10 10 10
DSD03-1.5/2.5 DSD03-1.5/4	10 10
0208-T004	10
0208-E004	10
MKG-001 / MKG-002	20
TM46LW / TM41LW	20
TM-R200 / TM-R100	10
TS-35 TS-35/15	20 10
0.4 x 2.5 | DNT11-0102	
Page 210~211	



DP2.5N

Rated Data		UL	IEC
Rated Voltage	(V)	600	800
Rated Current	(A)	20	24
Rated impulse voltage			8KV
Wire range	(AWG/mm²)	26~12	0.14~2.5
Connection Capacity			
Max. Solid	(mm²)		4
Max. Stranded	(mm²)		2.5
General Data			
Stripping length	(mm)	10	
Insulation material		PA	
T / W	(mm)	5.1 / 49	
H / H on TS-35	(mm)	35 / 36.5	
Package		100	

Color	Part number	Package
■	DP2.5N-RD	100
■	DP2.5N-BL	100
■	DP2.5N-WPE	10

Part number	Package
DP2.5C	50
AKSPS-001-OR	10
DSD01-2.502N DSD01-2.503N DSD01-2.504N DSD01-2.505N DSD01-2.510N DSD01-2.520N	50 50 50 10 10 10
DSD03-1.5/2.5 DSD03-2.5/4 DSD03-2.5/6 DSD03-2.5/10 DSD03-2.5/16	10 10 10 10 10
DSD06-2.5500T	1
0208-T001	10
0208-E001	10
MKG-003 / MKG-004	20
TM57HW / TM52HW	20
TM-R200 / TM-R100	10
TS-35 TS-35/15	20 10
0.6 x 3.5 | DNT11-0107	
Page 210~211	



DP4N

Rated Data		UL	IEC
Rated Voltage	(V)	600	800
Rated Current	(A)	30	32
Rated impulse voltage			8KV
Wire range	(AWG/mm²)	24~10	0.2~4
Connection Capacity			
Max. Solid	(mm²)		6
Max. Stranded	(mm²)		4
General Data			
Stripping length	(mm)	12	
Insulation material		PA	
T / W	(mm)	6.1 / 57	
H / H on TS-35	(mm)	35 / 36.5	
Package		100	

Color	Part number	Package
■	DP4N-RD	100
■	DP4N-BL	100
■	DP4N-WPE	10

Part number	Package
DP4C	50
AKSPS-001-OR	10
DSD01-402N DSD01-403N DSD01-404N DSD01-405N DSD01-410N DSD01-420N	50 50 50 10 10 10
DSD03-1.5/4 DSD03-2.5/4 DSD03-4/6 DSD03-4/10 DSD03-4/16	10 10 10 10 10
0208-T002	10
0208-E002	10
MKG-003 / MKG-004	20
TM58HW / TM53HW	20
TM-R200 / TM-R100	10
TS-35 TS-35/15	20 10
0.8 x 4 | DNT11-0109	
Page 210~211	

* Using DSD06-2.5500T Plug-in bridge, the rated current will drop to 17.5A

Accessories

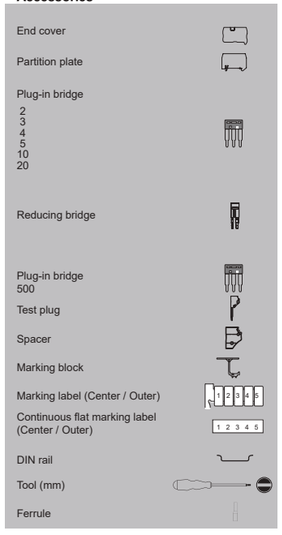



Feed-through Terminal Blocks



DP6N

Rated Data		UL	IEC
Rated Voltage	(V)	600	1000
Rated Current	(A)	40	41
Rated impulse voltage			8KV
Wire range	(AWG/mm²)	20~8	0.5~6
Connection Capacity			
Max. Solid	(mm²)		10
Max. Stranded	(mm²)		6
General Data			
Stripping length	(mm)	12	
Insulation material		PA	
T / W	(mm)	8 / 57.8	
H / H on TS-35	(mm)	42 / 43.5	
Package		50	

Color	Part number	Package
■	DP6N-RD	50
■	DP6N-BL	50
■	DP6N-WPE	10

Part number	Package
DP6C	50
AKSPS-002-OR	10
DSD01-602N DSD01-603N DSD01-604N DSD01-605N DSD01-610N	50 50 50 10 10
DSD03-2.5/6 DSD03-4/6 DSD03-6/16	10 10 10
0208-T003	10
0208-E003	10
TM49LW / TM44LW	20
TM-R200 / TM-R100	10
TS-35 TS-35/15	20 10
0.8 x 4 | DNT11-0109	
Page 210~211	



DP10

Rated Data		UL	IEC
Rated Voltage	(V)	600	1000
Rated Current	(A)	60	57
Rated impulse voltage			8KV
Wire range	(AWG/mm²)	20~6	0.5~10
Connection Capacity			
Max. Solid	(mm²)		16
Max. Stranded	(mm²)		10
General Data			
Stripping length	(mm)	18	
Insulation material		PA	
T / W	(mm)	10 / 69	
H / H on TS-35	(mm)	49.3 / 50.1	
Package		50	

Color	Part number	Package
■	DP10-RD	50
■	DP10-BL	50
■	DP10-WPE	10

Part number	Package
DP10C	50
DSD01-1002N DSD01-1003N DSD01-1004N DSD01-1005N	50 50 50 10
DSD03-2.5/10 DSD03-4/10	10 10
TM50LW / TM45LW	20
TM-R200 / TM-R100	10
TS-35 TS-35/15	20 10
1.0 x 5.5 | DNT11-0111	
Page 210~211	



DP16

Rated Data		UL	IEC
Rated Voltage	(V)	600	1000
Rated Current	(A)	82	76
Rated impulse voltage			8KV
Wire range	(AWG/mm²)	20~4	0.5~16
Connection Capacity			
Max. Solid	(mm²)		25
Max. Stranded	(mm²)		16
General Data			
Stripping length	(mm)	18	
Insulation material		PA	
T / W	(mm)	12 / 76.5	
H / H on TS-35	(mm)	53.1 / 54.3	
Package		50	

Color	Part number	Package
■	DP16-RD	50
■	DP16-BL	50

Part number	Package
DP16C	10
DSD01-1602N	10
DSD03-2.5/16 DSD03-4/16 DSD03-6/16	10 10 10
TM50LW / TM45LW	20
TM-R200 / TM-R100	10
TS-35 TS-35/15	20 10
1.0 x 5.5 | DNT11-0111	
Page 210~211	

Test Plug

Part Number	Pitch	Package
0208-T001	5.1mm	10
0208-T002	6.1mm	10
0208-T003	8mm	10
0208-T004	3.5mm	10

Spacer

Part Number	Pitch	Package
0208-E001	5.1mm	10
0208-E002	6.1mm	10
0208-E003	8mm	10
0208-E004	3.5mm	10

The test plug can be extended by spacer with probe diameter at 2.3mm which can contact the terminal block tightly and achieve any complicate test tasks.

Push-In Design

Feed-through 3-Conductor Terminal Blocks

PID

The PID, DP..N-TN series is a 3 port terminal block. PID structure allows quick wire connection without tools. Solid wires and stranded wires with ferrules can be inserted directly, providing convenient wiring solution and saving labor time.

With plug-in bridge, DP..N-TN can connect two or more terminal blocks in parallel. Marking labels are compatible for clear identification.

DP..-TN



DP1.5N-TN		
Rated Data	**UL**	**IEC**
Rated Voltage (V)	300	500
Rated Current (A)	15	17.5
Rated impulse voltage		6KV
Wire range (AWG/mm²)	26~14	0.14~1.5
Connection Capacity		
Max. Solid (mm²)		1.5
Max. Stranded (mm²)		1.5
General Data		
Stripping length (mm)	8	
Insulation material	PA	
T / W (mm)	3.5 / 58	
H / H on TS-35 (mm)	30.6 / 32.1	
Package	100	
Color	**Part number**	**Package**
■	DP1.5N-TN-RD	100
■	DP1.5N-TN-BL	100
Part number		**Package**
DP1.5C-TN		20
AKSPS-003-OR		10
DSD03-1.502 DSD03-1.503 DSD03-1.504 DSD03-1.505 DSD03-1.510 DSD03-1.520		50 50 50 10 10 10
DSD03-1.5/2.5 DSD03-1.5/4		10 10
0208-T004		10
0208-E004		10
MKG-001 / MKG-002		20
TM46LW / TM41LW		20
TM-R200 / TM-R100		10
TS-35 TS-35/15		20 10
0.4 x 2.5 | DNT11-0102		
Page 210~211		



DP2.5N-TN		
Rated Data	**UL**	**IEC**
Rated Voltage (V)	600	800
Rated Current (A)	20	24
Rated impulse voltage		8KV
Wire range (AWG/mm²)	26~12	0.14~2.5
Connection Capacity		
Max. Solid (mm²)		4
Max. Stranded (mm²)		2.5
General Data		
Stripping length (mm)	10	
Insulation material	PA	
T / W (mm)	5.1 / 60.8	
H / H on TS-35 (mm)	35 / 36.5	
Package	100	
Color	**Part number**	**Package**
■	DP2.5N-TN-RD	100
■	DP2.5N-TN-BL	100
Part number		**Package**
DP2.5C-TN		20
AKSPS-003-OR		10
DSD01-2.502N DSD01-2.503N DSD01-2.504N DSD01-2.505N DSD01-2.510N DSD01-2.520N		50 50 50 10 10 10
DSD03-1.5/2.5 DSD03-2.5/4 DSD03-2.5/6 DSD03-2.5/10 DSD03-2.5/16		10 10 10 10 10
DSD06-2.5500T		1
0208-T001		10
0208-E001		10
MKG-003 / MKG-004		20
TM57HW / TM52HW		20
TM-R200 / TM-R100		10
TS-35 TS-35/15		20 10
0.6 x 3.5 | DNT11-0107		
Page 210~211		



DP4N-TN		
Rated Data	**UL**	**IEC**
Rated Voltage (V)	600	800
Rated Current (A)	30	32
Rated impulse voltage		8KV
Wire range (AWG/mm²)	24~10	0.2~4
Connection Capacity		
Max. Solid (mm²)		6
Max. Stranded (mm²)		4
General Data		
Stripping length (mm)	12	
Insulation material	PA	
T / W (mm)	6.1 / 67.3	
H / H on TS-35 (mm)	35 / 36.5	
Package	50	
Color	**Part number**	**Package**
■	DP4N-TN-RD	50
■	DP4N-TN-BL	50
Part number		**Package**
DP4C-TN		20
AKSPS-003-OR		10
DSD01-402N DSD01-403N DSD01-404N DSD01-405N DSD01-410N DSD01-420N		50 50 50 10 10 10
DSD03-1.5/4 DSD03-2.5/4 DSD03-4/6 DSD03-4/10 DSD03-4/16		10 10 10 10 10
0208-T002		10
0208-E002		10
MKG-003 / MKG-004		20
TM58HW / TM53HW		20
TM-R200 / TM-R100		10
TS-35 TS-35/15		20 10
0.8 x 4 | DNT11-0109		
Page 210~211		

* Using DSD06-2.5500T Plug-in bridge, the rated current will drop to 17.5A

Accessories

End cover

Partition plate

Plug-in bridge
2
3
4
5
10
20

Reducing bridge

Plug-in bridge
500

Test plug

Spacer

Marking block

Marking label (Center / Outer)

Continuous flat marking label (Center / Outer)

DIN rail

Tool (mm)

Ferrule

Feed-through 3-Conductor Terminal Blocks

Push-In Design



DP6N-TN		
Rated Data	**UL**	**IEC**
Rated Voltage (V)	600	1000
Rated Current (A)	40	41
Rated impulse voltage		8KV
Wire range (AWG/mm²)	20~8	0.5~6
Connection Capacity		
Max. Solid (mm²)		10
Max. Stranded (mm²)		6
General Data		
Stripping length (mm)	12	
Insulation material	PA	
T / W (mm)	8 / 74.6	
H / H on TS-35 (mm)	42 / 43.5	
Package	50	
Color	**Part number**	**Package**
■	DP6N-TN-RD	50
■	DP6N-TN-BL	50
Part number		**Package**
DP6C-TN		20
AKSPS-003-OR		10
DSD01-602N DSD01-603N DSD01-604N DSD01-605N DSD01-610N		50 50 50 10 10
DSD03-2.5/6 DSD03-4/6 DSD03-6/16		10 10 10
0208-T003		10
0208-E003		10
TM49LW / TM44LW		20
TM-R200 / TM-R100		10
TS-35 TS-35/15		20 10
0.8 x 4 | DNT11-0109		
Page 210~211		



DP10-TN		
Rated Data	**UL**	**IEC**
Rated Voltage (V)	600	1000
Rated Current (A)	60	57
Rated impulse voltage		8KV
Wire range (AWG/mm²)	20~6	0.5~10
Connection Capacity		
Max. Solid (mm²)		16
Max. Stranded (mm²)		10
General Data		
Stripping length (mm)	18	
Insulation material	PA	
T / W (mm)	10 / 90.5	
H / H on TS-35 (mm)	49.3 / 50.1	
Package	50	
Color	**Part number**	**Package**
■	DP10-TN-RD	50
■	DP10-TN-BL	50
Part number		**Package**
DP10C-TN		10
DSD01-1002N DSD01-1003N DSD01-1004N DSD01-1005N		50 50 50 10
DSD03-2.5/10 DSD03-4/10		10 10
TM50LW / TM45LW		20
TM-R200 / TM-R100		10
TS-35 TS-35/15		20 10
1.0 x 5.5 | DNT11-0111		
Page 210~211		



DP16-TN		
Rated Data	**UL**	**IEC**
Rated Voltage (V)	600	1000
Rated Current (A)	76	76
Rated impulse voltage		8KV
Wire range (AWG/mm²)	20~4	0.5~16
Connection Capacity		
Max. Solid (mm²)		25
Max. Stranded (mm²)		16
General Data		
Stripping length (mm)	18~19	
Insulation material	PA	
T / W (mm)	12 / 101.3	
H / H on TS-35 (mm)	53.1 / 54.3	
Package	40	
Color	**Part number**	**Package**
■	DP16-TN-RD	40
■	DP16-TN-BL	40
Part number		**Package**
DP16C-TN		10
DSD01-1602N		10
DSD03-2.5/16 DSD03-4/16 DSD03-6/16		10 10 10
TM50LW / TM45LW		20
TM-R200 / TM-R100		10
TS-35 TS-35/15		20 10
1.0 x 5.5 | DNT11-0111		
Page 210~211		

Rated Data	**UL**	**IEC**
Rated Voltage (V)		
Rated Current (A)		
Rated impulse voltage		
Wire range (AWG/mm²)		
Connection Capacity		
Max. Solid (mm²)		
Max. Stranded (mm²)		
General Data		
Stripping length (mm)		
Insulation material		
T / W (mm)		
H / H on TS-35 (mm)		
Package		
Color	**Part number**	**Package**
	Part number	**Package**

Feed-through 4-Conductor Terminal Blocks

PID

The PID, DP...N-TR series is a 4 port terminal block.This compact design is suitable for flexible connection in power distribution.

PID structure allows quick wire connection without tools. Solid wires and stranded wires with ferrules can be inserted directly, providing convenient wiring solution and saving labor time.

With plug-in bridge, DP...N-TR can connect two or more terminal blocks in parallel. Marking labels are compatible for clear identification.

DP..N-TR



DP1.5N-TR

Rated Data		UL	IEC
Rated Voltage	(V)	300	500
Rated Current	(A)	15	17.5
Rated impulse voltage			6KV
Wire range	(AWG/mm²)	26~14	0.14~1.5
Connection Capacity			
Max. Solid	(mm²)		1.5
Max. Stranded	(mm²)		1.5
General Data			
Stripping length	(mm)	8	
Insulation material		PA	
T / W	(mm)	3.5 / 69.5	
H / H on TS-35	(mm)	30.6 / 32.1	
Package		50	

Color	Part number	Package
■	DP1.5N-TR-RD	50
■	DP1.5N-TR- BL	50

Part number	Package
DP1.5C-TR	20
AKSPS-004-OR	10
DSD03-1.502 DSD03-1.503 DSD03-1.504 DSD03-1.505 DSD03-1.510 DSD03-1.520	50 50 50 10 10 10
DSD03-1.5/2.5 DSD03-1.5/4	
0208-T004	10
0208-E004	10
MKG-001 / MKG-002	20
TM46LW / TM41LW	20
TM-R200 / TM-R100	10
TS-35 TS-35/15	20 10
0.4 x 2.5 | DNT11-0102	
Page 210~211	



DP2.5N-TR

Rated Data		UL	IEC
Rated Voltage	(V)	600	800
Rated Current	(A)	20	24
Rated impulse voltage			8KV
Wire range	(AWG/mm²)	26~12	0.14~2.5
Connection Capacity			
Max. Solid	(mm²)		4
Max. Stranded	(mm²)		2.5
General Data			
Stripping length	(mm)	10	
Insulation material		PA	
T / W	(mm)	5.1 / 72.6	
H / H on TS-35	(mm)	35 / 36.5	
Package		50	

Color	Part number	Package
■	DP2.5N-TR-RD	50
■	DP2.5N-TR-BL	50

Part number	Package
DP2.5C-TR	20
AKSPS-004-OR	10
DSD01-2.502N DSD01-2.503N DSD01-2.504N DSD01-2.505N DSD01-2.510N DSD01-2.520N	50 50 50 10 10 10
DSD03-1.5/2.5 DSD03-2.5/4 DSD03-2.5/6 DSD03-2.5/10 DSD03-2.5/16	10 10 10 10 10
DSD06-2.5500T	1
0208-T001	10
0208-E001	10
MKG-003 / MKG-004	20
TM57HW / TM52HW	20
TM-R200 / TM-R100	10
TS-35 TS-35/15	20 10
0.6 x 3.5 | DNT11-0107	
Page 210~211	



DP4N-TR

Rated Data		UL	IEC
Rated Voltage	(V)	600	800
Rated Current	(A)	30	32
Rated impulse voltage			8KV
Wire range	(AWG/mm²)	24~10	0.2~4
Connection Capacity			
Max. Solid	(mm²)		6
Max. Stranded	(mm²)		4
General Data			
Stripping length	(mm)	12	
Insulation material		PA	
T / W	(mm)	6.1 / 80.4	
H / H on TS-35	(mm)	35 / 36.5	
Package		50	

Color	Part number	Package
■	DP4N-TR-RD	50
■	DP4N-TR-BL	50

Part number	Package
DP4C-TR	20
AKSPS-005-OR	10
DSD01-402N DSD01-403N DSD01-404N DSD01-405N DSD01-410N DSD01-420N	50 50 50 10 10 10
DSD03-1.5/4 DSD03-2.5/4 DSD03-4/6 DSD03-4/10 DSD03-4/16	10 10 10 10 10
0208-T002	10
0208-E002	10
MKG-003 / MKG-004	20
TM58HW / TM53HW	20
TM-R200 / TM-R100	10
TS-35 TS-35/15	20 10
0.8 x 4 | DNT11-0109	
Page 210~211	

* Using DSD06-2.5500T Plug-in bridge, the rated current will drop to 17.5A

Accessories

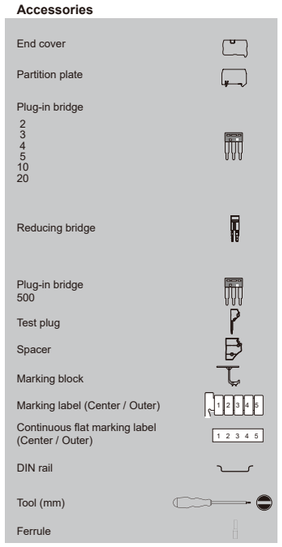

Feed-through 4-Conductor Terminal Blocks

Push-In Design



DP6N-TR

Rated Data		UL	IEC
Rated Voltage	(V)	600	1000
Rated Current	(A)	40	41
Rated impulse voltage			8KV
Wire range	(AWG/mm²)	20~8	0.5~6
Connection Capacity			
Max. Solid	(mm²)		10
Max. Stranded	(mm²)		6
General Data			
Stripping length	(mm)	12	
Insulation material		PA	
T / W	(mm)	8 / 91.4	
H / H on TS-35	(mm)	42 / 43.5	
Package		50	

Color	Part number	Package
■	DP6N-TR-RD	50
■	DP6N-TR-BL	50

Part number	Package
DP6C-TR	20
DSD01-602N DSD01-603N DSD01-604N DSD01-605N DSD01-610N	50 50 50 10 10
DSD03-2.5/6 DSD03-4/6 DSD03-6/16	10 10 10
0208-T003	10
0208-E003	10
TM49LW / TM44LW	20
TM-R200 / TM-R100	10
TS-35 TS-35/15	20 10
0.8 x 4 | DNT11-0109	
Page 210~211	

Rated Data		UL	IEC
Rated Voltage	(V)		
Rated Current	(A)		
Rated impulse voltage			
Wire range	(AWG/mm²)		
Connection Capacity			
Max. Solid	(mm²)		
Max. Stranded	(mm²)		
General Data			
Stripping length	(mm)		
Insulation material			
T / W	(mm)		
H / H on TS-35	(mm)		
Package			

Color	Part number	Package

Part number	Package

Rated Data		UL	IEC
Rated Voltage	(V)		
Rated Current	(A)		
Rated impulse voltage			
Wire range	(AWG/mm²)		
Connection Capacity			
Max. Solid	(mm²)		
Max. Stranded	(mm²)		
General Data			
Stripping length	(mm)		
Insulation material			
T / W	(mm)		
H / H on TS-35	(mm)		
Package			

Color	Part number	Package

Part number	Package

Rated Data		UL	IEC
Rated Voltage	(V)		
Rated Current	(A)		
Rated impulse voltage			
Wire range	(AWG/mm²)		
Connection Capacity			
Max. Solid	(mm²)		
Max. Stranded	(mm²)		
General Data			
Stripping length	(mm)		
Insulation material			
T / W	(mm)		
H / H on TS-35	(mm)		
Package			

Color	Part number	Package

Part number	Package

Feed-through Grounding Terminal Blocks

PID

The PID, DP..N-PE series allows solid conductor direct insertion without tool for quick connection.

High quality conducting material for low connection resistance and high conducting performance.

Suitable for wire sizes from 1.5mm² to 16mm² the accessories are available for marking and bridging.

DP..-PE

Accessories

End cover
Partition plate
Test plug
Spacer
Marking block
Marking label (Center / Outer)
Continuous flat marking label (Center / Outer)
DIN rail
Tool (mm)
Ferrule



DP1.5N-PE

Rated Data		UL	IEC
Rated Voltage	(V)	300	500
Rated Current	(A)		
Rated impulse voltage			6KV
Wire range	(AWG/mm²)	26~14	0.14~1.5
Connection Capacity			
Max. Solid (mm²)			1.5
Max. Stranded (mm²)			1.5
General Data			
Stripping length	(mm)	8	
Insulation material		PA	
T / W	(mm)	3.5 / 47.2	
H / H on TS-35	(mm)	30.6 / 32	
Package		100	

Part number	Package
DP1.5C	50
AKSPS-001-OR	10
0208-T004	10
0208-E004	10
MKG-001 / MKG-002	20
TM46LW / TM41LW	20
TM-R200 / TM-R100	10
TS-35 TS-35/15	20 10
0.4 x 2.5 | DNT11-0102	
Page 210~211	



DP2.5N-PE

Rated Data		UL	IEC
Rated Voltage	(V)	600	800
Rated Current	(A)		
Rated impulse voltage			8KV
Wire range	(AWG/mm²)	26~12	0.14~2.5
Connection Capacity			
Max. Solid (mm²)			4
Max. Stranded (mm²)			2.5
General Data			
Stripping length	(mm)	10	
Insulation material		PA	
T / W	(mm)	5.1 / 49	
H / H on TS-35	(mm)	35 / 36.5	
Package		100	

Part number	Package
DP2.5C	50
AKSPS-001-OR	10
0208-T001	10
0208-E001	10
MKG-003 / MKG-004	20
TM57HW / TM52HW	20
TM-R200 / TM-R100	10
TS-35 TS-35/15	20 10
0.6 x 3.5 | DNT11-0107	
Page 210~211	



DP4N-PE

Rated Data		UL	IEC
Rated Voltage	(V)	600	800
Rated Current	(A)		
Rated impulse voltage			8KV
Wire range	(AWG/mm²)	24~10	0.2~4
Connection Capacity			
Max. Solid (mm²)			6
Max. Stranded (mm²)			4
General Data			
Stripping length	(mm)	12	
Insulation material		PA	
T / W	(mm)	6.1 / 57	
H / H on TS-35	(mm)	35 / 36.5	
Package		100	

Part number	Package
DP4C	50
AKSPS-001-OR	10
0208-T002	10
0208-E002	10
MKG-003 / MKG-004	20
TM58HW / TM53HW	20
TM-R200 / TM-R100	10
TS-35 TS-35/15	20 10
0.8 x 4 | DNT11-0109	
Page 210~211	

Feed-through Grounding Terminal Blocks

Push-In Design



DP6N-PE

Rated Data		UL	IEC
Rated Voltage	(V)	600	1000
Rated Current	(A)		
Rated impulse voltage			8KV
Wire range	(AWG/mm²)	20~8	0.5~6
Connection Capacity			
Max. Solid (mm²)			10
Max. Stranded (mm²)			6
General Data			
Stripping length (mm)		12	
Insulation material		PA	
T / W (mm)		8 / 57.8	
H / H on TS-35		42.0 / 43.5	
Package		50	

Part number	Package
DP6C	50
AKSPS-002-OR	10
0208-T003	10
0208-E003	10
TM49LW / TM44LW	20
TM-R200 / TM-R100	10
TS-35 TS-35/15	20 10
0.8 x 4 | DNT11-0109	
Page 210~211	



DP10-PE

Rated Data		UL	IEC
Rated Voltage	(V)	600	1000
Rated Current	(A)		
Rated impulse voltage			8KV
Wire range	(AWG/mm²)	20~6	0.5~10
Connection Capacity			
Max. Solid (mm²)			16
Max. Stranded (mm²)			10
General Data			
Stripping length (mm)		18	
Insulation material		PA	
T / W (mm)		10 / 69	
H / H on TS-35		49.3 / 50.1	
Package		50	

Part number	Package
DP10C	50
TM50LW / TM45LW	20
TM-R200 / TM-R100	10
TS-35 TS-35/15	20 10
1.0 x 5.5 | DNT11-0111	
Page 210~211	



DP16-PE

Rated Data		UL	IEC
Rated Voltage	(V)	600	1000
Rated Current	(A)		
Rated impulse voltage			8KV
Wire range	(AWG/mm²)	20~4	0.5~16
Connection Capacity			
Max. Solid (mm²)			25
Max. Stranded (mm²)			16
General Data			
Stripping length (mm)		18	
Insulation material		PA	
T / W (mm)		12 / 76.5	
H / H on TS-35		53.1 / 54.3	
Package		50	

Part number	Package
DP16C	10
TM50LW / TM45LW	20
TM-R200 / TM-R100	10
TS-35 TS-35/15	20 10
1.0 x 5.5 | DNT11-0111	
Page 210~211	

Rated Data

Rated Data		UL	IEC
Rated Voltage	(V)		
Rated Current	(A)		
Rated impulse voltage			
Wire range	(AWG/mm²)		
Connection Capacity			
Max. Solid (mm²)			
Max. Stranded (mm²)			
General Data			
Stripping length (mm)			
Insulation material			
T / W (mm)			
H / H on TS-35			
Package			

Part number	Package

Feed-through 3-Conductor Grounding Terminal Blocks

PID

The PID, DP..N-TN-PE series is a 3 port grounding terminal block with the same dimensions as the PID, DP...N-TN series, and fully compliant to IEC 60947-7-2. This series supports both the mechanical and the electrical functions of a PCTB by using it as a ground (PE) busbar.

DP..TN-PE

Accessories

End cover

Partition plate

Test plug

Spacer

Marking block

Marking label (Center / Outer)

Continuous flat marking label (Center / Outer)

DIN rail

Tool (mm)

Ferrule



DP1.5N-TN-PE		
Rated Data	**UL**	**IEC**
Rated Voltage (V)	300	500
Rated Current (A)		
Rated impulse voltage		6KV
Wire range (AWG/mm²)	26~14	0.14~1.5
Connection Capacity		
Max. Solid (mm²)		1.5
Max. Stranded (mm²)		1.5
General Data		
Stripping length (mm)	8	
Insulation material	PA	
T / W (mm)	3.5 / 58.7	
H / H on TS-35 (mm)	30.6 / 32.1	
Package	100	
Part number		**Package**
DP1.5C-TN		20
AKSPS-003-OR		10
0208-T004		10
0208-E004		10
MKG-001 / MKG-002		20
TM46LW / TM41LW		20
TM-R200 / TM-R100		10
TS-35 TS-35/15		20 10
0.4 x 2.5 | DNT11-0102		
Page 210~211		



DP2.5N-TN-PE		
Rated Data	**UL**	**IEC**
Rated Voltage (V)	600	800
Rated Current (A)		
Rated impulse voltage		8KV
Wire range (AWG/mm²)	26~12	0.14~2.5
Connection Capacity		
Max. Solid (mm²)		4
Max. Stranded (mm²)		2.5
General Data		
Stripping length (mm)	10	
Insulation material	PA	
T / W (mm)	5.1 / 60.8	
H / H on TS-35 (mm)	35 / 36.5	
Package	100	
Part number		**Package**
DP2.5C-TN		20
AKSPS-003-OR		10
0208-T001		10
0208-E001		10
MKG-003 / MKG-004		20
TM57HW / TM52HW		20
TM-R200 / TM-R100		10
TS-35 TS-35/15		20 10
0.6 x 3.5 | DNT11-0107		
Page 210~211		



DP4N-TN-PE		
Rated Data	**UL**	**IEC**
Rated Voltage (V)	600	800
Rated Current (A)		
Rated impulse voltage		8KV
Wire range (AWG/mm²)	24~10	0.2~4
Connection Capacity		
Max. Solid (mm²)		6
Max. Stranded (mm²)		4
General Data		
Stripping length (mm)	12	
Insulation material	PA	
T / W (mm)	6.1 / 67.3	
H / H on TS-35 (mm)	35 / 36.5	
Package	50	
Part number		**Package**
DP4C-TN		20
AKSPS-003-OR		10
0208-T002		10
0208-E002		10
MKG-003 / MKG-004		20
TM58HW / TM53HW		20
TM-R200 / TM-R100		10
TS-35 TS-35/15		20 10
0.8 x 4 | DNT11-0109		
Page 210~211		

Feed-through 3-Conductor Grounding Terminal Blocks

Push-In Design



DP6N-TN-PE		
Rated Data	**UL**	**IEC**
Rated Voltage (V)	600	1000
Rated Current (A)		
Rated impulse voltage		8KV
Wire range (AWG/mm²)	20~8	0.5~6
Connection Capacity		
Max. Solid (mm²)		10
Max. Stranded (mm²)		6
General Data		
Stripping length (mm)	12	
Insulation material	PA	
T / W (mm)	8 / 74.6	
H / H on TS-35 (mm)	42 / 43.5	
Package	50	
Part number		**Package**
DP6C-TN		20
AKSPS-003-OR		10
0208-T003		10
0208-E003		10
TM49LW / TM44LW		20
TM-R200 / TM-R100		10
TS-35 TS-35/15		20 10
0.8 x 4 | DNT11-0109		
Page 210~211		



DP10-TN-PE		
Rated Data	**UL**	**IEC**
Rated Voltage	600	1000
Rated Current		
Rated impulse voltage		8KV
Wire range (AWG/mm²)	20~6	0.5~10
Connection Capacity		
Max. Solid (mm²)		16
Max. Stranded (mm²)		10
General Data		
Stripping length (mm)	18	
Insulation material	PA	
T / W (mm)	10 / 90.5	
H / H on TS-35 (mm)	49.3 / 50.1	
Package	50	
Part number		**Package**
DP10C-TN		10
TM50LW / TM45LW		20
TM-R200 / TM-R100		10
TS-35 TS-35/15		20 10
1.0 x 5.5 | DNT11-0111		
Page 210~211		



DP16-TN-PE		
Rated Data	**UL**	**IEC**
Rated Voltage	600	1000
Rated Current		
Rated impulse voltage		8KV
Wire range (AWG/mm²)	20~4	0.5~16
Connection Capacity		
Max. Solid (mm²)		25
Max. Stranded (mm²)		16
General Data		
Stripping length (mm)	18~19	
Insulation material	PA	
T / W (mm)	12 / 101.3	
H / H on TS-35 (mm)	53.1 / 54.3	
Package	40	
Part number		**Package**
DP16-TN		10
TM50LW / TM45LW		20
TM-R200 / TM-R100		10
TS-35 TS-35/15		20 10
1.0 x 5.5 | DNT11-0111		
Page 210~211		

Rated Data	**UL**	**IEC**
Rated Voltage		
Rated Current		
Rated impulse voltage		
Wire range (AWG/mm²)		
Connection Capacity		
Max. Solid (mm²)		
Max. Stranded (mm²)		
General Data		
Stripping length (mm)		
Insulation material		
T / W (mm)		
H / H on TS-35 (mm)		
Package		
Part number		**Package**

Feed-through 4-Conductor Grounding Terminal Blocks

PID

The PID, DP..N-TR-PE series allows solid conductor direct insertion without tool for quick connections.

High quality conducting material for low connection resistance and high conducting performance suitable for wire sizes from 1.5mm² to 35mm² .

The accessories are available for marking and bridging.

DP..-TR-PE







DP1.5N-TR-PE			DP2.5N-TR-PE			DP4N-TR-PE		
Rated Data	**UL**	**IEC**	**Rated Data**	**UL**	**IEC**	**Rated Data**	**UL**	**IEC**
Rated Voltage (V)	300	500	Rated Voltage (V)	600	800	Rated Voltage (V)	600	800
Rated Current (A)			Rated Current (A)			Rated Current (A)		
Rated impulse voltage		6KV	Rated impulse voltage		8KV	Rated impulse voltage		8KV
Wire range (AWG/mm²)	26~14	0.14~1.5	Wire range (AWG/mm²)	26~12	0.14~2.5	Wire range (AWG/mm²)	24~10	0.2~4
Connection Capacity			**Connection Capacity**			**Connection Capacity**		
Max. Solid (mm²)		1.5	Max. Solid (mm²)		4	Max. Solid (mm²)		6
Max. Stranded (mm²)		1.5	Max. Stranded (mm²)		2.5	Max. Stranded (mm²)		4
General Data			**General Data**			**General Data**		
Stripping length (mm)	8		Stripping length (mm)	10		Stripping length (mm)	12	
Insulation material	PA		Insulation material	PA		Insulation material	PA	
T / W (mm)	3.5 / 69.5		T / W (mm)	5.1 / 72.6		T / W (mm)	6.1 / 80.4	
H / H on TS-35 (mm)	30.6 / 32.1		H / H on TS-35 (mm)	35 / 36.5		H / H on TS-35 (mm)	35 / 36.5	
Package	50		Package	50		Package	50	
Part number	**Package**		**Part number**	**Package**		**Part number**	**Package**	
DP1.5C-TR	20		DP2.5C-TR	20		DP4C-TR	20	
AKSPS-004-OR	10		AKSPS-004-OR	10		AKSPS-005-OR	10	
0208-T004	10		0208-T001	10		0208-T002	10	
0208-E004	10		0208-E001	10		0208-E002	10	
MKG-001 / MKG-002	20		MKG-003 / MKG-004	20		MKG-003 / MKG-004	20	
TM46LW / TM41LW	20		TM57HW / TM52HW	20		TM58HW / TM53HW	20	
TM-R200 / TM-R100	10		TM-R200 / TM-R100	10		TM-R200 / TM-R100	10	
TS-35 TS-35/15	20 10		TS-35 TS-35/15	20 10		TS-35 TS-35/15	20 10	
0.4 x 2.5 | DNT11-0102			0.6 x 3.5 | DNT11-0107			0.8 x 4 | DNT11-0109		
Page 210~211			Page 210~211			Page 210~211		

Accessories

End cover

Partition plate

Test plug

Spacer

Marking block

Marking label (Center / Outer)

Continuous flat marking label (Center / Outer)

DIN rail

Tool (mm)

Ferrule

Feed-through 4-Conductor Grounding Terminal Blocks

Push-In Design



DP6N-TR-PE								
Rated Data	**UL**	**IEC**	**Rated Data**	**UL**	**IEC**	**Rated Data**	**UL**	**IEC**
Rated Voltage (V)	600	1000	Rated Voltage			Rated Voltage		
Rated Current (A)			Rated Current			Rated Current		
Rated impulse voltage		8KV	Rated impulse voltage			Rated impulse voltage		
Wire range (AWG/mm²)	20~8	0.5~6	Wire range (AWG/mm²)			Wire range (AWG/mm²)		
Connection Capacity			**Connection Capacity**			**Connection Capacity**		
Max. Solid (mm²)		10	Max. Solid (mm²)			Max. Solid (mm²)		
Max. Stranded (mm²)		6	Max. Stranded (mm²)			Max. Stranded (mm²)		
General Data			**General Data**			**General Data**		
Stripping length (mm)	12		Stripping length (mm)			Stripping length (mm)		
Insulation material	PA		Insulation material			Insulation material		
T / W (mm)	8 / 91.4		T / W (mm)			T / W (mm)		
H / H on TS-35 (mm)	42 / 43.5		H / H on TS-35 (mm)			H / H on TS-35 (mm)		
Package	50		Package			Package		
Part number	**Package**		**Part number**	**Package**		**Part number**	**Package**	
DP6C-TR	20							
0208-T003	10							
0208-E003	10							
TM49LW / TM44LW	20							
TM-R200 / TM-R100	10							
TS-35 TS-35/15	20 10							
0.8 x 4 | DNT11-0109								
Page 210~211								

Feed-through Multi-Level Terminal Blocks



Compact design for high density connectivities



Push-in Design reduces time consumed for wiring

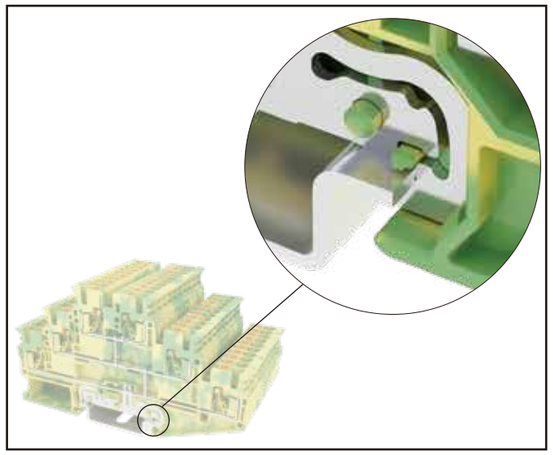

Supporting grounding terminal block

PID

The PID, DPP..N series allows solid conductor direct insertion without tool for quick connections.

High quality conducting material for low connection resistance and high conducting performance.

The accessories are available for marking and bridging.

DPP..N



DPP1.5N

Rated Data		UL	IEC
Rated Voltage	(V)	300	500
Rated Current	(A)	15	17.5
Rated impulse voltage			6KV
Wire range	(AWG/mm²)	26~14	0.14~1.5
Connection Capacity			
Max. Solid	(mm²)		1.5
Max. Stranded	(mm²)		1.5
General Data			
Stripping length	(mm)	8	
Insulation material		PA	
T / W	(mm)	3.5 / 69	
H / H on TS-35	(mm)	41.2 / 42.7	
Package		100	

Color	Part number	Package
■	DPP1.5N-RD	100
■	DPP1.5N-BL	100

Accessories

	Part number	Package
End cover	DPP1.5C	50
Plug-in bridge 2 3 4 5 10 20	DSD03-1.502 DSD03-1.503 DSD03-1.504 DSD03-1.505 DSD03-1.510 DSD03-1.520	50 50 50 10 10 10
Plug-in bridge 500		
Test plug	0208-T004	10
Spacer	0208-E004	10
Marking label	TM41LW	20
Continuous flat marking label	TM-R100	10
DIN rail	TS-35 TS-35/15	20 10
Tool (mm)	0.4 x 2.5 | DNT11-0102	
Ferrule	Page 210~211	

Feed-through Multi-Level Terminal Blocks

Push-In Design



DPP2.5N

Rated Data		UL	IEC
Rated Voltage	(V)	300	500
Rated Current	(A)	20	22
Rated impulse voltage			6KV
Wire range	(AWG/mm²)	26~12	0.14~2.5
Connection Capacity			
Max. Solid	(mm²)		4
Max. Stranded	(mm²)		2.5
General Data			
Stripping length	(mm)	10	
Insulation material		PA	
T / W	(mm)	5.1 / 69	
H / H on TS-35	(mm)	46 / 47.5	
Package		100	

Color	Part number	Package
■	DPP2.5N-RD	100
■	DPP2.5N-BL	100

Part number	Package
DPP2.5C	50
DSD01-2.502N DSD01-2.503N DSD01-2.504N DSD01-2.505N DSD01-2.510N DSD01-2.520N	50 50 50 10 10 10
DSD06-2.5500T	1
0208-T001	10
0208-E001	10
TM52HW	20
TM-R100	10
TS-35 TS-35/15	20 10
0.6 x 3.5 | DNT11-0107	
Page 210~211	

* Using DSD06-2.5500T Plug-in bridge, the rated current will drop to 17.5A



DPP4N

Rated Data		UL	IEC
Rated Voltage	(V)	300	500
Rated Current	(A)	30	28
Rated impulse voltage			6KV
Wire range	(AWG/mm²)	24~10	0.2~4
Connection Capacity			
Max. Solid	(mm²)		6
Max. Stranded	(mm²)		4
General Data			
Stripping length	(mm)	12	
Insulation material		PA	
T / W	(mm)	6.1 / 81	
H / H on TS-35	(mm)	46 / 47.5	
Package		50	

Color	Part number	Package
■	DPP4N-RD	50
■	DPP4N-BL	50

Part number	Package
DPP4C	50
DSD01-402N DSD01-403N DSD01-404N DSD01-405N DSD01-410N DSD01-420N	50 50 50 10 10 10
0208-T002	10
0208-E002	10
TM53HW	20
TM-R100	10
TS-35 TS-35/15	20 10
0.8 x 4 | DNT11-0109	
Page 210~211	



DP2.5N-3L

Rated Data		UL	IEC
Rated Voltage	(V)	300	500
Rated Current	(A)	20	21
Rated impulse voltage			6KV
Wire range	(AWG/mm²)	26~12	0.14~2.5
Connection Capacity			
Max. Solid	(mm²)		4
Max. Stranded	(mm²)		2.5
General Data			
Stripping length	(mm)	10	
Insulation material		PA	
T / W	(mm)	5.1 / 102.7	
H / H on TS-35	(mm)	57 / 58.5	
Package		100	

Color	Part number	Package
■	DP2.5N-3L-RD	50
■	DP2.5N-3L-BL	50

Part number	Package
DP2.5C-3L	20
DSD01-2.502N DSD01-2.503N DSD01-2.504N DSD01-2.505N DSD01-2.510N DSD01-2.520N	50 50 50 10 10 10
DSD06-2.5500T	1
0208-T001	10
0208-E001	10
TM52HW	20
TM-R100	10
TS-35 TS-35/15	20 10
0.6 x 3.5 | DNT11-0107	
Page 210~211	

* Using DSD06-2.5500T Plug-in bridge, the rated current will drop to 17.5A



DPP2.5N-LXX *

Rated Data		UL	IEC
Rated Voltage	(V)	300	500
Rated Current	(A)	20	22
Rated impulse voltage			6KV
Wire range	(AWG/mm²)	26~12	0.14~2.5
Connection Capacity			
Max. Solid	(mm²)		4
Max. Stranded	(mm²)		2.5
General Data			
Stripping length	(mm)	10	
Insulation material		PA	
T / W	(mm)	5.1 / 69	
H / H on TS-35	(mm)	46 / 47.5	
Package		10	

Color	Part number	Package

Part number	Package
DPP2.5C	50
DSD01-2.502N DSD01-2.503N DSD01-2.504N DSD01-2.505N DSD01-2.510N DSD01-2.520N	50 50 50 10 10 10
DSD06-2.5500T	1
0208-T001	10
0208-E001	10
TM52HW	20
TM-R100	10
TS-35 TS-35/15	20 10
0.6 x 3.5 | DNT11-0107	
Page 210~211	

* Using DSD06-2.5500T Plug-in bridge, the rated current will drop to 17.5A

*DPP2.5N-LXX with LED display.

Part number	LED	Voltage
DPP2.5N-L24	with LED light	24V
DPP2.5N-L110	with LED light	110V
DPP2.5N-L220	with LED light	220V

Multi-Level Terminal Blocks with Equipotential Bonder

PID

The PID, DPP...N-PV is a multi-Level Terminal Block with bounded potentials. With the support of plug-in bridge, the product enables potential distribution in 1 terminal block within limited space.

This product is commonly applied for machine control, actuators and related application.

DPP..N-PV



DPP1.5N-PV

Rated Data		UL	IEC
Rated Voltage	(V)	300	500
Rated Current	(A)	15	17.5
Rated impulse voltage			6KV
Wire range	(AWG/mm^2)	26~14	0.14~1.5
Connection Capacity			
Max. Solid	(mm^2)		1.5
Max. Stranded	(mm^2)		1.5
General Data			
Stripping length	(mm)	8	
Insulation material		PA	
T / W	(mm)	3.5 / 69	
H / H on TS-35	(mm)	41.2 / 42.7	
Package		100	

Color	Part number	Package
■	DPP1.5N-PV-RD	100
■	DPP1.5N-PV-BL	100

Part number	Package
DPP1.5C	50
DSD03-1.502 DSD03-1.503 DSD03-1.504 DSD03-1.505 DSD03-1.510 DSD03-1.520	50 50 50 10 10 10
0208-T004	10
0208-E004	10
TM41LW	20
TM-R100	10
TS-35 TS-35/15	20 10
0.4 x 2.5 | DNT11-0102	
Page 210~211	



DPP2.5N-PV

Rated Data		UL	IEC
Rated Voltage	(V)	300	500
Rated Current	(A)	20	22
Rated impulse voltage			6KV
Wire range	(AWG/mm^2)	26~12	0.14~2.5
Connection Capacity			
Max. Solid	(mm^2)		4
Max. Stranded	(mm^2)		2.5
General Data			
Stripping length	(mm)	10	
Insulation material		PA	
T / W	(mm)	5.1 / 69.2	
H / H on TS-35	(mm)	46 / 47.5	
Package		100	

Color	Part number	Package
■	DPP2.5N-PV-RD	100
■	DPP2.5N-PV--BL	100

Part number	Package
DPP2.5C	50
DSD01-2.502N DSD01-2.503N DSD01-2.504N DSD01-2.505N DSD01-2.510N DSD01-2.520N	50 50 50 10 10 10
DSD06-2.5500T	1
0208-T001	10
0208-E001	10
TM52HW	20
TM-R100	10
TS-35 TS-35/15	20 10
0.6 x 3.5 | DNT11-0107	
Page 210~211	



DPP4N-PV

Rated Data		UL	IEC
Rated Voltage	(V)	300	500
Rated Current	(A)	30	28
Rated impulse voltage			6KV
Wire range	(AWG/mm^2)	24~10	0.2~4
Connection Capacity			
Max. Solid	(mm^2)		6
Max. Stranded	(mm^2)		4
General Data			
Stripping length	(mm)	12	
Insulation material		PA	
T / W	(mm)	6.1 / 81	
H / H on TS-35	(mm)	46 / 47.5	
Package		50	

Color	Part number	Package
■	DPP4N-PV-RD	50
■	DPP4N-PV-BL	50

Part number	Package
DPP4C	50
DSD01-402N DSD01-403N DSD01-404N DSD01-405N DSD01-410N DSD01-420N	50 50 50 10 10 10
0208-T002	10
0208-E002	10
TM53HW	20
TM-R100	10
TS-35 TS-35/15	20 10
0.8 x 4 | DNT11-0109	
Page 210~211	

* Using DSD06-2.5500T Plug-in bridge, the rated current will drop to 17.5A

Accessories

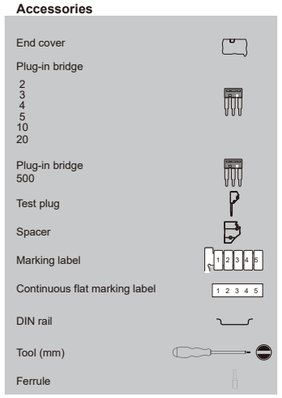

Multi-Level Terminal Blocks with Equipotential Bonder

Push-In Design



DP2.5N-3L-PV

Rated Data		UL	IEC
Rated Voltage	(V)	300	500
Rated Current	(A)	20	21
Rated impulse voltage			6KV
Wire range	(AWG/mm^2)	26~12	0.14~2.5
Connection Capacity			
Max. Solid	(mm^2)		4
Max. Stranded	(mm^2)		2.5
General Data			
Stripping length	(mm)	10	
Insulation material		PA	
T / W	(mm)	5.1 / 102.7	
H / H on TS-35	(mm)	57 / 58.5	
Package		50	

Color	Part number	Package
■	DP2.5N-3L-PV-RD	50
■	DP2.5N-3L-PV-BL	50

Part number	Package
DP2.5C-3L	20
DSD01-2.502N DSD01-2.503N DSD01-2.504N DSD01-2.505N DSD01-2.510N DSD01-2.520N	50 50 50 10 10 10
DSD06-2.5500T	1
0208-T001	10
0208-E001	10
TM52HW	20
TM-R100	10
TS-35 TS-35/15	20 10
0.6 x 3.5 | DNT11-0107	
Page 210~211	

* Using DSD06-2.5500T Plug-in bridge, the rated current will drop to 17.5A

Rated Data		UL	IEC
Rated Voltage	(V)		
Rated Current	(A)		
Rated impulse voltage			
Wire range	(AWG/mm^2)		
Connection Capacity			
Max. Solid	(mm^2)		
Max. Stranded	(mm^2)		
General Data			
Stripping length	(mm)		
Insulation material			
T / W	(mm)		
H / H on TS-35	(mm)		
Package			

Color	Part number	Package

Part number	Package

Rated Data		UL	IEC
Rated Voltage	(V)		
Rated Current	(A)		
Rated impulse voltage			
Wire range	(AWG/mm^2)		
Connection Capacity			
Max. Solid	(mm^2)		
Max. Stranded	(mm^2)		
General Data			
Stripping length	(mm)		
Insulation material			
T / W	(mm)		
H / H on TS-35	(mm)		
Package			

Color	Part number	Package

Part number	Package

Rated Data		UL	IEC
Rated Voltage	(V)		
Rated Current	(A)		
Rated impulse voltage			
Wire range	(AWG/mm^2)		
Connection Capacity			
Max. Solid	(mm^2)		
Max. Stranded	(mm^2)		
General Data			
Stripping length	(mm)		
Insulation material			
T / W	(mm)		
H / H on TS-35	(mm)		
Package			

Color	Part number	Package

Part number	Package

Multi-Level Terminal Blocks with PE Foot

DPP..N-L2PE is a 3 level terminal block with 2 bounded potential levels and 1 grounding level enabling a space saving solution for 3 phased wire within limited space. This product is commonly applied in motor and actuator wiring establishing 2 or 3 phase loaded connectivity.

DP..N-L2PE



DPP1.5N-L2PE		
Rated Data	**UL**	**IEC**
Rated Voltage (V)	300	500
Rated Current (A)	15	17.5
Rated impulse voltage		6KV
Wire range (AWG/mm²)	26~14	0.14~1.5
Connection Capacity		
Max. Solid (mm²)		1.5
Max. Stranded (mm²)		1.5
General Data		
Stripping length (mm)	8	
Insulation material	PA	
T / W (mm)	3.5 / 69	
H / H on TS-35 (mm)	41.2 / 42.7	
Package	50	



DPP2.5N-L2PE		
Rated Data	**UL**	**IEC**
Rated Voltage (V)	300	500
Rated Current (A)	20	22
Rated impulse voltage		6KV
Wire range (AWG/mm²)	26~12	0.14~2.5
Connection Capacity		
Max. Solid (mm²)		4
Max. Stranded (mm²)		2.5
General Data		
Stripping length (mm)	10	
Insulation material	PA	
T / W (mm)	5.1 / 69.2	
H / H on TS-35 (mm)	46 / 47.5	
Package	50	



DPP4N-L2PE		
Rated Data	**UL**	**IEC**
Rated Voltage (V)	300	500
Rated Current (A)	30	28
Rated impulse voltage		6KV
Wire range (AWG/mm²)	24~10	0.2~4
Connection Capacity		
Max. Solid (mm²)		6
Max. Stranded (mm²)		4
General Data		
Stripping length (mm)	12	
Insulation material	PA	
T / W (mm)	6.1 / 81	
H / H on TS-35 (mm)	46 / 47.5	
Package	50	

Accessories

	Part number	Package	Part number	Package	Part number	Package
End cover	DPP1.5C	50	DPP2.5C	50	DPP4C	50
Plug-in bridge 2 3 4 5 10 20	DSD03-1.502 DSD03-1.503 DSD03-1.504 DSD03-1.505 DSD03-1.510 DSD03-1.520	50 50 50 10 10 10	DSD01-2.502N DSD01-2.503N DSD01-2.504N DSD01-2.505N DSD01-2.510N DSD01-2.520N	50 50 50 10 10 10	DSD01-402N DSD01-403N DSD01-404N DSD01-405N DSD01-410N DSD01-420N	50 50 50 10 10 10
Plug-in bridge 500			DSD06-2.5500T	1		
Test plug	0208-T004	10	0208-T001	10	0208-T002	10
Spacer	0208-E004	10	0208-E001	10	0208-E002	10
Marking label (Center / Outer)	- / TM41LW	20	- / TM52HW	20	- / TM53HW	20
Continuous flat marking label (Center / Outer)	- / TM-R100	10	- / TM-R100	10	- / TM-R100	10
DIN rail	TS-35 TS-35/15	20 10	TS-35 TS-35/15	20 10	TS-35 TS-35/15	20 10
Tool (mm)	0.4 x 2.5 | DNT11-0102		0.6 x 3.5 | DNT11-0107		0.8 x 4 | DNT11-0109	
Ferrule	Page 210~211		Page 210~211		Page 210~211	

* Using DSD06-2.5500T Plug-in bridge, the rated current will drop to 17.5A

Multi-Level Terminal Blocks with PE Foot

Push-In Design



DP2.5N-3L-L3PE		
Rated Data	**UL**	**IEC**
Rated Voltage (V)	300	500
Rated Current (A)	20	20
Rated impulse voltage		6KV
Wire range (AWG/mm²)	26~12	0.14~2.5
Connection Capacity		
Max. Solid (mm²)		4
Max. Stranded (mm²)		2.5
General Data		
Stripping length (mm)	10	
Insulation material	PA	
T / W (mm)	5.1 / 102.7	
H / H on TS-35 (mm)	57 / 58.5	
Package	20	



DP2.5N-3L-SPE		
Rated Data	**UL**	**IEC**
Rated Voltage (V)	600	800
Rated Current (A)	20	24
Rated impulse voltage		8KV
Wire range (AWG/mm²)	26~12	0.14~2.5
Connection Capacity		
Max. Solid (mm²)		4
Max. Stranded (mm²)		2.5
General Data		
Stripping length (mm)	10	
Insulation material	PA	
T / W (mm)	5.1 / 98.3	
H / H on TS-35 (mm)	91.1 / 92.6	
Package	50	



DP4N-3L-SPE		
Rated Data	**UL**	**IEC**
Rated Voltage (V)	600	800
Rated Current (A)	30	32
Rated impulse voltage		8KV
Wire range (AWG/mm²)	24~10	0.2~4
Connection Capacity		
Max. Solid (mm²)		6
Max. Stranded (mm²)		4
General Data		
Stripping length (mm)	10	
Insulation material	PA	
T / W (mm)	6.1 / 105.5	
H / H on TS-35 (mm)	95.4 / 96.9	
Package	50	

Rated Data	**UL**	**IEC**
Rated Voltage (V)		
Rated Current (A)		
Rated impulse voltage		
Wire range (AWG/mm²)		
Connection Capacity		
Max. Solid (mm²)		
Max. Stranded (mm²)		
General Data		
Stripping length (mm)		
Insulation material		
T / W (mm)		
H / H on TS-35 (mm)		
Package		

	Part number	Package	Part number	Package	Part number	Package	Part number	Package
End cover	DP2.5C-3L	20	DP2.5C-3L-SPE	10	DP4C-3L-SPE	10		
Plug-in bridge 2 3 4 5 10 20	DSD01-2.502N DSD01-2.503N DSD01-2.504N DSD01-2.505N DSD01-2.510N DSD01-2.520N	50 50 50 10 10 10	DSD01-2.502N DSD01-2.503N DSD01-2.504N DSD01-2.505N DSD01-2.510N DSD01-2.520N	50 50 50 10 10 10	DSD01-402N DSD01-403N DSD01-404N DSD01-405N DSD01-410N DSD01-420N	50 50 50 10 10 10		
Plug-in bridge 500	DSD06-2.5500T	1	DSD06-2.5500T	1				
Test plug	0208-T001	10	0208-T001	10	0208-T002	10		
Spacer	0208-E001	10	0208-E001	10	0208-E002	10		
Marking label (Center / Outer)	- / TM52HW	20	TM57HW / TM52HW	20	TM58HW / TM53HW	20		
Continuous flat marking label (Center / Outer)	- / TM-R100	10	TM-R200 / TM-R100	10	TM-R200 / TM-R100	10		
DIN rail	TS-35 TS-35/15	20 10	TS-35 TS-35/15	20 10	TS-35 TS-35/15	20 10		
Tool (mm)	0.6 x 3.5 | DNT11-0107		0.6 x 3.5 | DNT11-0107		0.8 x 4 | DNT11-0109			
Ferrule	Page 210~211		Page 210~211		Page 210~211			

* Using DSD06-2.5500T Plug-in bridge, the rated current will drop to 17.5A

* Using DSD06-2.5500T Plug-in bridge, the rated current will drop to 17.5A

Multi-Level Grounding Terminal Blocks

PID

DPP..N-PE is a double layer grounding terminal block with the same dimensions as the DPP..N series, and fully compliant to IEC 60947-7-2. This series supports both the mechanical and the electrical functions of a PCTB by using it as a ground (PE) busbar.

DPP..N-PE

Accessories

- End cover
- Test plug
- Spacer
- Marking label
- Continuous flat marking label
- DIN rail
- Tool (mm)
- Ferrule



DPP1.5N-PE		
Rated Data	**UL**	**IEC**
Rated Voltage (V)	300	500
Rated Current (A)		
Rated impulse voltage		6KV
Wire range (AWG/mm²)	26~14	0.14~1.5
Connection Capacity		
Max. Solid (mm²)		1.5
Max. Stranded (mm²)		1.5
General Data		
Stripping length (mm)	8	
Insulation material	PA	
T / W (mm)	3.5 / 69	
H / H on TS-35 (mm)	41.2 / 42.7	
Package	50	

Part number	Package
DPP1.5C	50
0208-T004	10
0208-E004	10
TM41LW	20
TM-R100	10
TS-35 TS-35/15	20 10
0.4 x 2.5 | DNT11-0102	
Page 210~211	



DPP2.5N-PE		
Rated Data	**UL**	**IEC**
Rated Voltage (V)	300	500
Rated Current (A)		
Rated impulse voltage		6KV
Wire range (AWG/mm²)	26~12	0.14~2.5
Connection Capacity		
Max. Solid (mm²)		4
Max. Stranded (mm²)		2.5
General Data		
Stripping length (mm)	10	
Insulation material	PA	
T / W (mm)	5.1 / 69	
H / H on TS-35 (mm)	46 / 47.5	
Package	50	

Part number	Package
DPP2.5C	50
0208-T001	10
0208-E001	10
TM52HW	20
TM-R100	10
TS-35 TS-35/15	20 10
0.6 x 3.5 | DNT11-0107	
Page 210~211	



DPP4N-PE		
Rated Data	**UL**	**IEC**
Rated Voltage (V)	300	500
Rated Current (A)		
Rated impulse voltage		6KV
Wire range (AWG/mm²)	24~10	0.2~4
Connection Capacity		
Max. Solid (mm²)		6
Max. Stranded (mm²)		4
General Data		
Stripping length (mm)	12	
Insulation material	PA	
T / W (mm)	6.1 / 81	
H / H on TS-35 (mm)	46.5 / 47.5	
Package	50	

Part number	Package
DPP4C	50
0208-T002	10
0208-E002	10
TM53HW	20
TM-R100	10
TS-35 TS-35/15	20 10
0.8 x 4 | DNT11-0109	
Page 210~211	

Multi-Level Grounding Terminal Blocks

Push-In Design



DP2.5N-3L-PE		
Rated Data	**UL**	**IEC**
Rated Voltage (V)	300	500
Rated Current (A)		
Rated impulse voltage		6KV
Wire range (AWG/mm²)	26~12	0.14~2.5
Connection Capacity		
Max. Solid (mm²)		4
Max. Stranded (mm²)		2.5
General Data		
Stripping length (mm)	10	
Insulation material	PA	
T / W (mm)	5.1 / 102.7	
H / H on TS-35 (mm)	57.5 / 58.5	
Package	50	

Part number	Package
DP2.5C-3L	20
0208-T001	10
0208-E001	10
TM52HW	20
TM-R100	10
TS-35 TS-35/15	20 10
0.6 x 3.5 | DNT11-0107	
Page 210~211	

Rated Data	**UL**	**IEC**
Rated Voltage (V)		
Rated Current (A)		
Rated impulse voltage		
Wire range (AWG/mm²)		
Connection Capacity		
Max. Solid (mm²)		
Max. Stranded (mm²)		
General Data		
Stripping length (mm)		
Insulation material		
T / W (mm)		
H / H on TS-35 (mm)		
Package		

Part number	Package

Rated Data	**UL**	**IEC**
Rated Voltage (V)		
Rated Current (A)		
Rated impulse voltage		
Wire range (AWG/mm²)		
Connection Capacity		
Max. Solid (mm²)		
Max. Stranded (mm²)		
General Data		
Stripping length (mm)		
Insulation material		
T / W (mm)		
H / H on TS-35 (mm)		
Package		

Part number	Package

Rated Data	**UL**	**IEC**
Rated Voltage (V)		
Rated Current (A)		
Rated impulse voltage		
Wire range (AWG/mm²)		
Connection Capacity		
Max. Solid (mm²)		
Max. Stranded (mm²)		
General Data		
Stripping length (mm)		
Insulation material		
T / W (mm)		
H / H on TS-35 (mm)		
Package		

Part number	Package

Bi-Level Diode Terminal Blocks

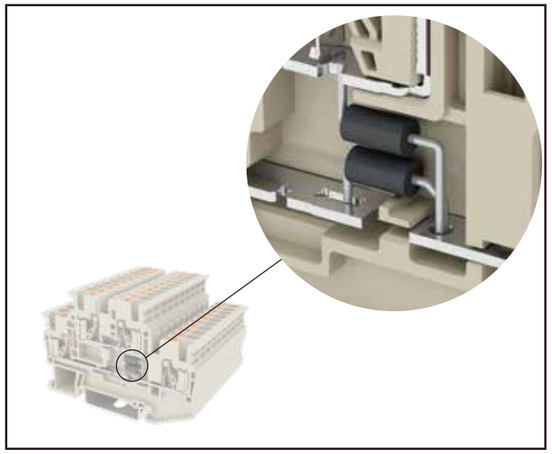

Supporting Electronic Component



Push-in Design reduces time consumed for wiring

PID

The DPP2.5N-D series are commonly applied in switching tasks. The product supports diodes in a 2-level structure to establish circuit allocation in flexible directions needed.

DPP2.5N-D..

Accessories

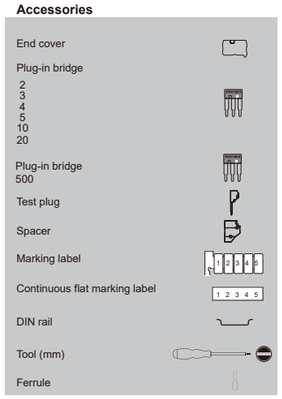



DPP2.5N-D01		
Rated Data	**UL**	**IEC**
Rated Voltage (V)	300	500
Rated Current (A)	0.5	0.5
Rated impulse voltage		6KV
Wire range (AWG/mm²)	26~12	0.14~2.5
Connection Capacity		
Max. Solid (mm²)		4
Max. Stranded (mm²)		2.5
General Data		
Stripping length (mm)	10	
Insulation material	PA	
T / W (mm)	5.1 / 69	
H / H on TS-35 (mm)	47.5 / 55	
Package	20	
Part number		**Package**
DPP2.5C		50
DSD01-2.502N DSD01-2.503N DSD01-2.504N DSD01-2.505N DSD01-2.510N DSD01-2.520N		50 50 50 10 10 10
DSD06-2.5500T		1
0208-T001		10
0208-E001		10
TM52HW		20
TM-R100		10
TS-35 TS-35/15		20 10
0.6 x 3.5 | DNT11-0107		
Page 210~211		

Bi-Level Diode Terminal Blocks

Push-In Design



DPP2.5N-D02		
Rated Data	**UL**	**IEC**
Rated Voltage (V)	300	500
Rated Current (A)	0.5	0.5
Rated impulse voltage		6KV
Wire range (AWG/mm²)	26~12	0.14~2.5
Connection Capacity		
Max. Solid (mm²)		4
Max. Stranded (mm²)		2.5
General Data		
Stripping length (mm)	10	
Insulation material	PA	
T / W (mm)	5.1 / 69	
H / H on TS-35 (mm)	47.5 / 55	
Package	20	
Part number		**Package**
DPP2.5C		50
DSD01-2.502N DSD01-2.503N DSD01-2.504N DSD01-2.505N DSD01-2.510N DSD01-2.520N		50 50 50 10 10 10
DSD06-2.5500T		1
0208-T001		10
0208-E001		10
TM52HW		20
TM-R100		10
TS-35 TS-35/15		20 10
0.6 x 3.5 | DNT11-0107		
Page 210~211		



DPP2.5N-D03		
Rated Data	**UL**	**IEC**
Rated Voltage (V)	300	500
Rated Current (A)	0.5	0.5
Rated impulse voltage		6KV
Wire range (AWG/mm²)	26~12	0.14~2.5
Connection Capacity		
Max. Solid (mm²)		4
Max. Stranded (mm²)		2.5
General Data		
Stripping length (mm)	10	
Insulation material	PA	
T / W (mm)	5.1 / 69	
H / H on TS-35 (mm)	47.5 / 55	
Package	20	
Part number		**Package**
DPP2.5C		50
DSD01-2.502N DSD01-2.503N DSD01-2.504N DSD01-2.505N DSD01-2.510N DSD01-2.520N		50 50 50 10 10 10
DSD06-2.5500T		1
0208-T001		10
0208-E001		10
TM52HW		20
TM-R100		10
TS-35 TS-35/15		20 10
0.6 x 3.5 | DNT11-0107		
Page 210~211		



DPP2.5N-D04		
Rated Data	**UL**	**IEC**
Rated Voltage (V)	300	500
Rated Current (A)	0.5	0.5
Rated impulse voltage		6KV
Wire range (AWG/mm²)	26~12	0.14~2.5
Connection Capacity		
Max. Solid (mm²)		4
Max. Stranded (mm²)		2.5
General Data		
Stripping length (mm)	10	
Insulation material	PA	
T / W (mm)	5.1 / 69	
H / H on TS-35 (mm)	47.5 / 55	
Package	20	
Part number		**Package**
DPP2.5C		50
DSD01-2.502N DSD01-2.503N DSD01-2.504N DSD01-2.505N DSD01-2.510N DSD01-2.520N		50 50 50 10 10 10
DSD06-2.5500T		1
0208-T001		10
0208-E001		10
TM52HW		20
TM-R100		10
TS-35 TS-35/15		20 10
0.6 x 3.5 | DNT11-0107		
Page 210~211		

Rated Data	**UL**	**IEC**
Rated Voltage (V)		
Rated Current (A)		
Rated impulse voltage		
Wire range (AWG/mm²)		
Connection Capacity		
Max. Solid (mm²)		
Max. Stranded (mm²)		
General Data		
Stripping length (mm)		
Insulation material		
T / W (mm)		
H / H on TS-35 (mm)		
Package		
Part number		**Package**

Potential distribution Terminal Blocks Introduction

DKD and DPD series provide multi-point potential distribution, which can be used in power cord management and configuration.

The input terminal of DKD series adopts screw-type wiring structure. The screw connection structure is vibration-resistant, anti-loosening, and features of a large contact area, which is more stable in power transmission. The output terminal adopts PID structure, which can be wired by solid wire or ferruled wire directly without tools. PID connection structure can quickly connect wires and greatly reduce the wiring time.

Both input and output terminals of DPD series are PID structure, which makes DPD series be wired easily and operated conveniently. The DPD6 of this series features of a high-density multi-layer design, which can be used in limited spaces.





The input terminals of DKD35, DPD10 and DPD16 series provide current from 60A to 120A, which output terminals provides 4 to 12 connection points to meet the needs of various potential distributions. In addition, these series offer in different colors to distinguish the application.

The connection number is originally 28 points, which can be expanded to more than 80 points by using the insertion bridges. In addition, red and blue terminal blocks are available to intuitively identify the positive and negative electricity and reduce the errors of manual wiring.

Both DKD & DPD series are able be equipped with continuous flat marking labels in different colors which are easy to install and make the terminal block clear and identifiable. The marking system makes terminal blocks easier to identify and install, save the operation time when wiring.

Potential distribution Terminal Blocks

PID

The DPD6-P series are designed for multi-potential distribution. The products support 28 contact points enables a space-saving potential distribution. Equipotential can be established by jumper bars.

DPD..-P..

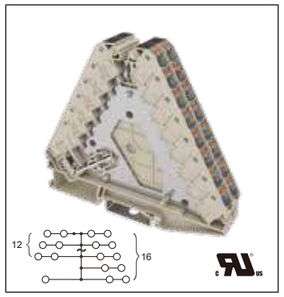

DPD6-P001

Input Rated Data		UL	IEC
Rated Voltage	(V)	300	250
Rated Current	(A)	25	32
Rated impulse voltage			4KV
Wire range	(AWG/mm²)	24~10	0.2~6
Stripping length	(mm)	14~15	
Output Rated Data			
Rated Voltage	(V)	300	250
Rated Current	(A)	15	17.5
Rated impulse voltage			4KV
Wire range	(AWG/mm²)	26~14	0.14~2.5
Stripping length	(mm)	10~11	
General Data			
Insulation material		PA	
T / W	(mm)	8.3 / 100	
H / H on TS-35	(mm)	86 / 87.5	
Package		20	

Color	Part number	Package
■	DPD6-P001-RD	20
■	DPD6-P001-BL	20



DPD6-P002

Input Rated Data		UL	IEC
Rated Voltage	(V)		
Rated Current	(A)		
Rated impulse voltage			
Wire range	(AWG/mm²)		
Stripping length	(mm)		
Output Rated Data			
Rated Voltage	(V)	300	250
Rated Current	(A)	15	17.5
Rated impulse voltage			4KV
Wire range	(AWG/mm²)	26~14	0.14~2.5
Stripping length	(mm)	10~11	
General Data			
Insulation material		PA	
T / W	(mm)	8.3 / 100	
H / H on TS-35	(mm)	86 / 87.5	
Package		20	

Color	Part number	Package
■	DPD6-P002-RD	20
■	DPD6-P002-BL	20



DPD6C



DPD6C-38

Continuous Flat Marking Label	TM-R102



DPD6C-83

Continuous Flat Marking Label	TM-R100

Accessories

	Part number	Package	Part number	Package
End cover	DPD6C DPD6C-38 DPD6C-83	5 5 5	DPD6C DPD6C-38 DPD6C-83	5 5 5
Plug-in bridge	DSD03-M1XXX		DSD03-M1XXX	
Continuous flat marking label	TM-R200	10	TM-R200	10
DIN rail	TS-35 TS-35/15	20 10	TS-35 TS-35/15	20 10
Tool (mm)	0.4 x 2.5 | DNT11-0102 0.8 x 4 | DNT11-0109		0.4 x 2.5 | DNT11-0102	
Ferrule	Page 210~211		Page 210~211	





DSD03-M1XXX

Length	Part Number	Package
50mm	DSD03-M1050	20
500mm	DSD03-M1500	5

Potential distribution Terminal Blocks

PID

The DPD, DPHD and DKD series are designed for multi-potential distribution. The products support 4 to 16 contact points enables a space-saving potential distribution. Equipotential can be established by jumper bars.

DPD..-P..
DKD..-P..



DPD10-P001		
Input Rated Data	**UL**	**IEC**
Rated Voltage (V)	600	1000
Rated Current (A)	50	57
Rated impulse voltage		8KV
Wire range (AWG/mm²)	20~6	0.5~10
Stripping length (mm)	17~18	
Output Rated Data		
Rated Voltage (V)	600	1000
Rated Current (A)	10	17.5
Rated impulse voltage		8KV
Wire range (AWG/mm²)	26~14	0.14~1.5
Stripping length (mm)	7~8	
General Data		
Insulation material	PA	
T / W (mm)	15.3 / 100	
H / H on TS-35 (mm)	48.5 / 50	
Package	10	

Color	Part number	Package
■	DPD10-P001-RD	10
■	DPD10-P001-BL	10
■	DPD10-P001-WPE	10

Accessories	Part number	Package
Plug-in bridge	DSD01-2.502N DSD01-2.503N DSD01-2.504N DSD01-2.505N DSD01-2.510N DSD01-2.520N	50 50 50 10 10 10
Plug-in bridge 500	DSD06-2.5500T	1
Reducing bridge	DSD03-1.5/2.5 DSD03-2.5/4 DSD03-2.5/6 DSD03-2.5/10 DSD03-2.5/16	10 10 10 10 10
Test plug	0208-T001	10
Spacer	0208-E001	10
Marking label	TM44LW	20
Continuous flat marking label	TM-R100	10
DIN rail	TS-35 TS-35/15	20 10
Tool (mm)	0.4 x 2.5 | DNT11-0102 1.0 x 5.5 | DNT11-0111	
Ferrule	Page 210~211	

* Using DSD06-2.5500T Plug-in bridge, the rated current will drop to 17.5A



DKD10-P001		
Input Rated Data	**UL**	**IEC**
Rated Voltage (V)	600	1000
Rated Current (A)	60	57
Rated impulse voltage		8KV
Wire range (AWG/mm²)	20~6	0.5~10
Stripping length (mm)	12~14	
Output Rated Data		
Rated Voltage (V)	600	1000
Rated Current (A)	20	24
Rated impulse voltage		8KV
Wire range (AWG/mm²)	26~12	0.14~2.5
Stripping length (mm)	9~10	
General Data		
Insulation material	PA	
T / W (mm)	10.2 / 65.4	
H / H on TS-35 (mm)	35.8 / 37.3	
Package	10	

Color	Part number	Package
■	DKD10-P001-RD	10
■	DKD10-P001-BL	10
■	DKD10-P001-WPE	10

Part number	Package
DSD01-2.502N DSD01-2.503N DSD01-2.504N DSD01-2.505N DSD01-2.510N DSD01-2.520N	50 50 50 10 10 10
DSD06-2.5500T	1
DSD03-1.5/2.5 DSD03-2.5/4 DSD03-2.5/6 DSD03-2.5/10 DSD03-2.5/16	10 10 10 10 10
0208-T001	10
0208-E001	10
TM45LW	20
TM-R100	10
TS-35 TS-35/15	20 10
0.6 x 3.5 | DNT11-0107 #1/5.0 | DNT11-0202	
Page 210~211	

* Using DSD06-2.5500T Plug-in bridge, the rated current will drop to 17.5A



DPHD10-P001		
Input Rated Data	**UL**	**IEC**
Rated Voltage (V)	600	1000
Rated Current (A)	60	57
Rated impulse voltage		8KV
Wire range (AWG/mm²)	20~6	0.5~10
Stripping length (mm)	17~18	
Output Rated Data		
Rated Voltage (V)	600	1000
Rated Current (A)	20	24
Rated impulse voltage		8KV
Wire range (AWG/mm²)	26~12	0.14~2.5
Stripping length (mm)	9~10	
General Data		
Insulation material	PA	
T / W (mm)	10.2 / 79.8	
H / H on TS-35 (mm)	41.5 / 43	
Package	10	

Color	Part number	Package
■	DPHD10-P001-RD	10
■	DPHD10-P001-BL	10
■	DPHD10-P001-WPE	10

Part number	Package
DSD01-2.502N DSD01-2.503N DSD01-2.504N DSD01-2.505N DSD01-2.510N DSD01-2.520N	50 50 50 10 10 10
DSD06-2.5500T	1
DSD03-1.5/2.5 DSD03-2.5/4 DSD03-2.5/6 DSD03-2.5/10 DSD03-2.5/16	10 10 10 10 10
0208-T001	10
0208-E001	10
TM45LW	20
TM-R100	10
TS-35 TS-35/15	20 10
0.6 x 3.5 | DNT11-0107	
Page 210~211	

* Using DSD06-2.5500T Plug-in bridge, the rated current will drop to 17.5A

Potential distribution Terminal Blocks

Push-In Design



DPD16-P001		
Input Rated Data	**UL**	**IEC**
Rated Voltage (V)	800	1000
Rated Current (A)	80	76
Rated impulse voltage		8KV
Wire range (AWG/mm²)	20~4	0.5~16
Stripping length (mm)	17~18	
Output Rated Data		
Rated Voltage (V)	800	1000
Rated Current (A)	20	24
Rated impulse voltage		8KV
Wire range (AWG/mm²)	26~12	0.14~2.5
Stripping length (mm)	9~10	
General Data		
Insulation material	PA	
T / W (mm)	15.3 / 106	
H / H on TS-35 (mm)	51.5 / 53	
Package	10	

Color	Part number	Package
■	DPD16-P001-RD	10
■	DPD16-P001-BL	10
■	DPD16-P001-WPE	10

Part number	Package
DSD01-2.502N DSD01-2.503N DSD01-2.504N DSD01-2.505N DSD01-2.510N DSD01-2.520N	50 50 50 10 10 10
DSD06-2.5500T	1
DSD03-1.5/2.5 DSD03-2.5/4 DSD03-2.5/6 DSD03-2.5/10 DSD03-2.5/16	10 10 10 10 10
0208-T001	10
0208-E001	10
TM44LW	20
TM-R100	10
TS-35 TS-35/15	20 10
0.6 x 3.5 | DNT11-0107 1.0 x 5.5 | DNT11-0111	
Page 210~211	

* Using DSD06-2.5500T Plug-in bridge, the rated current will drop to 17.5A



DKD35-P001		
Input Rated Data	**UL**	**IEC**
Rated Voltage (V)	600	1000
Rated Current (A)	102	105
Rated impulse voltage		8KV
Wire range (AWG/mm²)	12~1/0	1.5~35
Stripping length (mm)	14~16	
Output 1 / Output 2 Rated Data		
Rated Voltage (V)	600/600	1000/1000
Rated Current (A)	40/20	41/24
Rated impulse voltage		8/8KV
Wire range (AWG/mm²)	20~8 26~12	0.5~6 0.14~2.5
Stripping length (mm)	11~12 / 9~10	
General Data		
Insulation material	PA	
T / W (mm)	16 / 108	
H / H on TS-35 (mm)	47 / 48.5	
Package	10	

Color	Part number	Package
■	DKD35-P001-RD	10
■	DKD35-P001-BL	10
■	DKD35-P001-WPE	10

Part number	Package
DSD01-602N DSD01-603N DSD01-604N DSD01-605N DSD01-610N	50 50 50 10 10
DSD03-2.5/6 DSD03-4/6 DSD03-6/16	10 10 10
0208-T003	10
0208-E003	10
TM44LW	20
TM-R100	10
TS-35 TS-35/15	20 10
0.6 x 3.5 | DNT11-0107 1.0 x 5.5 | DNT11-0111	
Page 210~211	



DKD35-P002		
Input Rated Data	**UL**	**IEC**
Rated Voltage (V)	600	1000
Rated Current (A)	102	105
Rated impulse voltage		8KV
Wire range (AWG/mm²)	12~1/0	1.5~35
Stripping length (mm)	14~16	
Output Rated Data		
Rated Voltage (V)	600	1000
Rated Current (A)	20	24
Rated impulse voltage		8KV
Wire range (AWG/mm²)	26~12	0.14~2.5
Stripping length (mm)	9~10	
General Data		
Insulation material	PA	
T / W (mm)	16 / 108	
H / H on TS-35 (mm)	47 / 48.5	
Package	10	

Color	Part number	Package
■	DKD35-P002-RD	10
■	DKD35-P002-BL	10
■	DKD35-P002-WPE	10

Part number	Package
DSD01-602N DSD01-603N DSD01-604N DSD01-605N DSD01-610N	50 50 50 10 10
DSD03-2.5/6 DSD03-4/6 DSD03-6/16	10 10 10
0208-T003	10
0208-E003	10
TM44LW	20
TM-R100	10
TS-35 TS-35/15	20 10
0.6 x 3.5 | DNT11-0107 1.0 x 5.5 | DNT11-0111	
Page 210~211	



DKD35-P003		
Input Rated Data	**UL**	**IEC**
Rated Voltage (V)	600	1000
Rated Current (A)	96	105
Rated impulse voltage		8KV
Wire range (AWG/mm²)	12~1/0	1.5~35
Stripping length (mm)	12~13	
Output Rated Data		
Rated Voltage (V)	600	1000
Rated Current (A)	55	57
Rated impulse voltage		8KV
Wire range (AWG/mm²)	20~6	0.5~10
Stripping length (mm)	17~18	
General Data		
Insulation material	PA	
T / W (mm)	19.4 / 80	
H / H on TS-35 (mm)	49 / 50.5	
Package	10	

Color	Part number	Package
■	DKD35-P003-RD	10
■	DKD35-P003-BL	10
■	DKD35-P003-WPE	10

Part number	Package
DSD01-1002N DSD01-1003N DSD01-1004N DSD01-1005N	50 50 50 10
DSD03-2.5/10 DSD03-4/10	10 10
TM44LW	20
TM-R100	10
TS-35 TS-35/15	20 10
1.0 x 5.5 | DNT11-0111	
Page 210~211	

Sensor / Actuator Terminal Blocks

DP2.5SGProduct Introduction Series

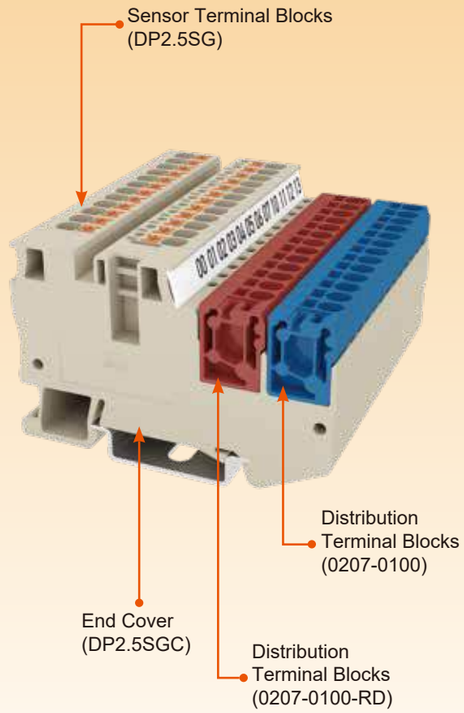

PID

DP2.5SG is a sensor/actuator terminal block, and when mated with 0207-0100 connectors, it is a modular system of the distribution terminal block with integral cross-connection.

With the rapid growth of the automation industry, sensors for monitoring and measurements have become highly critical. Connecting DP2.5SG with sensor / actuator is able to satisfy the wiring requirements for signal transmission in the industry.

DP2.5SG

Accessories

End cover

Plug-in bridge
2
3
4
5
10
20

Plug-in bridge
500

Test plug

Spacer

Marking label

Continuous flat marking label

DIN rail

Tool (mm)

Ferrule



DP2.5SG

Rated Data		UL	IEC
Rated Voltage	(V)	600	400
Rated Current	(A)	20	24
Rated impulse voltage			8KV
Wire range	(AWG/mm²)	26~12	0.14~2.5
Connection Capacity			
Max. Solid	(mm²)		4
Max. Stranded	(mm²)		2.5
General Data			
Stripping length	(mm)	10	
Insulation material		PA	
T / W	(mm)	5.08 / 68.5	
H / H on TS-35	(mm)	43.5 / 45	
Package		50	

Part number	Package
DP2.5SGC	10
DP2.5SGC-PE	10
DSD01-2.502N	50
DSD01-2.503N	50
DSD01-2.504N	50
DSD01-2.505N	10
DSD01-2.510N	10
DSD01-2.520N	10
DSD06-2.5500T	1
0208-T001	10
0208-E001	10
TM52HW	20
TM-R100	10
TS-35 TS-35/15	20 10
0.6 x 3.5 | DNT11-0107	
Page 210~211	

* Using DSD06-2.5500T Plug-in bridge, the rated current will drop to 17.5A

DP2.5-SG with sensor / actuator is able to satisfy the wiring requirements for signal transmission in the industry.

Sensor / Actuator Terminal Blocks

Push-In Design



DP2.5SG-L24*

Rated Data		UL	IEC
Rated Voltage	(V)	600	24
Rated Current	(A)	20	24
Rated impulse voltage			8KV
Wire range	(AWG/mm²)	26~12	0.14~2.5
Connection Capacity			
Max. Solid	(mm²)		4
Max. Stranded	(mm²)		2.5
General Data			
Stripping length	(mm)	10	
Insulation material		PA	
T / W	(mm)	5.08 / 68.5	
H / H on TS-35	(mm)	43.5 / 45	
Package		50	

Part number	Package
DP2.5SGC	10
DP2.5SGC-PE	10
DSD01-2.502N	50
DSD01-2.503N	50
DSD01-2.504N	50
DSD01-2.505N	10
DSD01-2.510N	10
DSD01-2.520N	10
DSD06-2.5500T	1
0208-T001	10
0208-E001	10
TM52HW	20
TM-R100	10
TS-35 TS-35/15	20 10
0.6 x 3.5 | DNT11-0107	
Page 210~211	

* Using DSD06-2.5500T Plug-in bridge, the rated current will drop to 17.5A

*DP2.5SG-L24 with LED display.

Part number	LED	Voltage
DP2.5SG-L24	with LED light	24V



DP2.5SGT

Rated Data		UL	IEC
Rated Voltage	(V)	600	400
Rated Current	(A)	20	24
Rated impulse voltage			8KV
Wire range	(AWG/mm²)	26~12	0.14~2.5
Connection Capacity			
Max. Solid	(mm²)		4
Max. Stranded	(mm²)		2.5
General Data			
Stripping length	(mm)	10	
Insulation material		PA	
T / W	(mm)	5.08 / 69.2	
H / H on TS-35	(mm)	43.5 / 45	
Package		50	

Part number	Package
DP2.5SGC	10
DP2.5SGC-PE	10
DSD01-2.502N	50
DSD01-2.503N	50
DSD01-2.504N	50
DSD01-2.505N	10
DSD01-2.510N	10
DSD01-2.520N	10
DSD06-2.5500T	1
0208-T001	10
0208-E001	10
TM52HW	20
TM-R100	10
TS-35 TS-35/15	20 10
0.6 x 3.5 | DNT11-0107	
Page 210~211	

* Using DSD06-2.5500T Plug-in bridge, the rated current will drop to 17.5A



DP2.5SGT-L24*

Rated Data		UL	IEC
Rated Voltage	(V)	600	24
Rated Current	(A)	20	24
Rated impulse voltage			8KV
Wire range	(AWG/mm²)	26~12	0.14~2.5
Connection Capacity			
Max. Solid	(mm²)		4
Max. Stranded	(mm²)		2.5
General Data			
Stripping length	(mm)	10	
Insulation material		PA	
T / W	(mm)	5.08 / 69.2	
H / H on TS-35	(mm)	43.5 / 45	
Package		50	

Part number	Package
DP2.5SGC	10
DP2.5SGC-PE	10
DSD01-2.502N	50
DSD01-2.503N	50
DSD01-2.504N	50
DSD01-2.505N	10
DSD01-2.510N	10
DSD01-2.520N	10
DSD06-2.5500T	1
0208-T001	10
0208-E001	10
TM52HW	20
TM-R100	10
TS-35 TS-35/15	20 10
0.6 x 3.5 | DNT11-0107	
Page 210~211	

* Using DSD06-2.5500T Plug-in bridge, the rated current will drop to 17.5A

*DP2.5SGT-L24 with LED display.

Part number	LED	Voltage
DP2.5SGT-L24	with LED light	24V



DP2.5SGC



DP2.5SGC-PE



Sensor / Actuator Terminal Blocks

PID

DP2.5SG is a sensor/actuator terminal block, and when mated with 0207-0100 connectors, it is a modular system of the distribution terminal block with integral cross-connection.

With the rapid growth of the automation industry, sensors for monitoring and measurements have become highly critical. Connecting DP2.5SG with sensor / actuator is able to satisfy the wiring requirements for signal transmission in the industry.

DP2.5SG

Accessories

End cover
Plug-in bridge
2
3
4
5
10
20
Plug-in bridge
500
Test plug
Spacer
Marking label
Continuous flat marking label
DIN rail
Tool (mm)
Ferrule



DP2.5SGR

Rated Data		UL	IEC
Rated Voltage	(V)	600	400
Rated Current	(A)	20	24
Rated impulse voltage			8KV
Wire range	(AWG/mm²)	26~12	0.14~2.5
Connection Capacity			
Max. Solid	(mm²)		4
Max. Stranded	(mm²)		2.5
General Data			
Stripping length	(mm)	10	
Insulation material		PA	
T / W	(mm)	5.08 / 82.1	
H / H on TS-35	(mm)	43.5 / 45	
Package		50	

Part number	Package
DP2.5SGRC-PE	10
DSD01-2.502N	50
DSD01-2.503N	50
DSD01-2.504N	50
DSD01-2.505N	10
DSD01-2.510N	10
DSD01-2.520N	10
DSD06-2.5500T	1
0208-T001	10
0208-E001	10
TM52HW	20
TM-R100	10
TS-35 TS-35/15	20 10
0.6 x 3.5 | DNT11-0107	
Page 210~211	

* Using DSD06-2.5500T Plug-in bridge, the rated current will drop to 17.5A



DP2.5SGR-L24*

Rated Data		UL	IEC
Rated Voltage	(V)	600	24
Rated Current	(A)	20	24
Rated impulse voltage			8KV
Wire range	(AWG/mm²)	26~12	0.14~2.5
Connection Capacity			
Max. Solid	(mm²)		4
Max. Stranded	(mm²)		2.5
General Data			
Stripping length	(mm)	10	
Insulation material		PA	
T / W	(mm)	5.08 / 82.1	
H / H on TS-35	(mm)	43.5 / 45	
Package		50	

Part number	Package
DP2.5SGRC-PE	10
DSD01-2.502N	50
DSD01-2.503N	50
DSD01-2.504N	50
DSD01-2.505N	10
DSD01-2.510N	10
DSD01-2.520N	10
DSD06-2.5500T	1
0208-T001	10
0208-E001	10
TM52HW	20
TM-R100	10
TS-35 TS-35/15	20 10
0.6 x 3.5 | DNT11-0107	
Page 210~211	

* Using DSD06-2.5500T Plug-in bridge, the rated current will drop to 17.5A

*DP2.5SGR-L24 with LED display.

Part number	LED	Voltage
DP2.5SGR-L24	with LED light	24V



DP2.5SGRT

Rated Data		UL	IEC
Rated Voltage	(V)	600	400
Rated Current	(A)	20	24
Rated impulse voltage			8KV
Wire range	(AWG/mm²)	26~12	0.14~2.5
Connection Capacity			
Max. Solid	(mm²)		4
Max. Stranded	(mm²)		2.5
General Data			
Stripping length	(mm)	10	
Insulation material		PA	
T / W	(mm)	5.08 / 82.8	
H / H on TS-35	(mm)	43.5 / 45	
Package		50	

Part number	Package
DP2.5SGRC-PE	10
DSD01-2.502N	50
DSD01-2.503N	50
DSD01-2.504N	50
DSD01-2.505N	10
DSD01-2.510N	10
DSD01-2.520N	10
DSD06-2.5500T	1
0208-T001	10
0208-E001	10
TM52HW	20
TM-R100	10
TS-35 TS-35/15	20 10
0.6 x 3.5 | DNT11-0107	
Page 210~211	

* Using DSD06-2.5500T Plug-in bridge, the rated current will drop to 17.5A

Sensor / Actuator Terminal Blocks

Push-In Design



DP2.5SGRT-L24*

Rated Data		UL	IEC
Rated Voltage	(V)	600	24
Rated Current	(A)	20	24
Rated impulse voltage			8KV
Wire range	(AWG/mm²)	26~12	0.14~2.5
Connection Capacity			
Max. Solid	(mm²)		4
Max. Stranded	(mm²)		2.5
General Data			
Stripping length	(mm)	10	
Insulation material		PA	
T / W	(mm)	5.08 / 82.8	
H / H on TS-35	(mm)	43.5 / 45	
Package		50	

Part number	Package
DP2.5SGRC-PE	10
DSD01-2.502N	50
DSD01-2.503N	50
DSD01-2.504N	50
DSD01-2.505N	10
DSD01-2.510N	10
DSD01-2.520N	10
DSD06-2.5500T	1
0208-T001	10
0208-E001	10
TM52HW	20
TM-R100	10
TS-35 TS-35/15	20 10
0.6 x 3.5 | DNT11-0107	
Page 210~211	

* Using DSD06-2.5500T Plug-in bridge, the rated current will drop to 17.5A

*DP2.5SGRT-L24 with LED display.

Part number	LED	Voltage
DP2.5SGRT-L24	with LED light	24V



0207-0100

Rated Data		UL	IEC
Rated Voltage		300	400
Rated Current		10	17.5
Rated impulse voltage			4KV
Wire range	(AWG/mm²)	26~14	0.5~2.5
Connection Capacity			
Max. Solid	(mm²)		4
Max. Stranded	(mm²)		2.5
General Data			
Stripping length	(mm)	10	
Insulation material		PA	
T / W	(mm)	5.08 / 13.1	
H / H on TS-35	(mm)	16.5 / -	
Package		50	

Color	Part number	Package
■	0207-0100-RD	50
■	0207-0100-WPE	50

P/N	Color	Package
0207-01C	Bule	20
0207-01C-RD	Red	20
0207-01C-GN	Green	20



DP2.5SGRC-PE

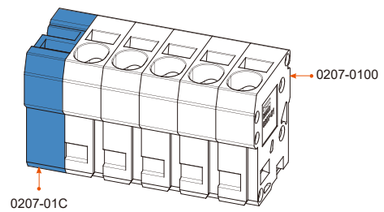

Plug-in Connection Terminal Blocks



DPES2.5 is a plug-in type terminal block that enables signal transmission and power feeding function. The anti-vibration insertion force allows the plug to be firmly connected onto the terminal base. Current can be inputted from both the base and the plug. It is equipped with a series of accessories such as plug, strain relief, latch and marking labels.

DPES2.5



DPES2.5

Rated Data		UL	IEC
Rated Voltage	(V)	600	800
Rated Current	(A)	20	24
Rated impulse voltage			6KV
Wire range (AWG/mm²)		26~12	0.14~2.5
Connection Capacity			
Max. Solid (mm²)			4
Max. Stranded (mm²)			2.5
General Data			
Stripping length (mm)		10	
Insulation material		PA	
T / W (mm)		5.08 / 51	
H / H on TS-35		35 / 36.5	
Package		100	
Color	**Part number**		**Package**

Part number	Package
DPES2.5C	10
DSD01-2.502N	50
DSD01-2.503N	50
DSD01-2.504N	50
DSD01-2.505N	10
DSD01-2.510N	10
DSD01-2.520N	10
DSD06-2.5500T	1
0208-T001	10
0208-E001	10
TM57HW / TM52HW	20
TM-R200 / TM-R100	10
TS-35 TS-35/15	20 10
DP-PZ-02P DP-PZ-04P	10 10
DP-PR	10
0.6 x 3.5 | DNT11-0107	
Page 210~211	

* Using DSD06-2.5500T Plug-in bridge, the rated current will drop to 17.5A



DPPES2.5

Rated Data		UL	IEC
Rated Voltage	(V)	300	500
Rated Current	(A)	20	24
Rated impulse voltage			6KV
Wire range (AWG/mm²)		26~12	0.14~2.5
Connection Capacity			
Max. Solid (mm²)			4
Max. Stranded (mm²)			2.5
General Data			
Stripping length (mm)		10	
Insulation material		PA	
T / W (mm)		5.08 / 74.9	
H / H on TS-35		47.5 / 55	
Package		100	
Color	**Part number**		**Package**

Part number	Package
DPPES2.5C	10
DSD01-2.502N	50
DSD01-2.503N	50
DSD01-2.504N	50
DSD01-2.505N	10
DSD01-2.510N	10
DSD01-2.520N	10
DSD06-2.5500T	1
0208-T001	10
0208-E001	10
- / TM52HW	20
TM-R100	10
TS-35 TS-35/15	20 10
DP-PZ-02P DP-PZ-04P	10 10
DP-PR	10
0.6 x 3.5 | DNT11-0107	
Page 210~211	

* Using DSD06-2.5500T Plug-in bridge, the rated current will drop to 17.5A



DPES2.5-PE

Rated Data		UL	IEC
Rated Voltage	(V)	300	500
Rated Current	(A)		
Rated impulse voltage			6KV
Wire range (AWG/mm²)		26~12	0.14~2.5
Connection Capacity			
Max. Solid (mm²)			4
Max. Stranded (mm²)			2.5
General Data			
Stripping length (mm)		10	
Insulation material		PA	
T / W (mm)		5.08 / 51	
H / H on TS-35		35 / 36.5	
Package		100	
Color	**Part number**		**Package**

Part number	Package
DPES2.5C	10
DSD01-2.502N	50
DSD01-2.503N	50
DSD01-2.504N	50
DSD01-2.505N	10
DSD01-2.510N	10
DSD01-2.520N	10
0208-T001	10
0208-E001	10
TM57HW / TM52HW	20
TM-R200 / TM-R100	10
TS-35 TS-35/15	20 10
DP-PZ-02P DP-PZ-04P	10 10
DP-PR	10
0.6 x 3.5 | DNT11-0107	
Page 210~211	

Accessories

End cover

Plug-in bridge
2
3
4
5
10
20

Plug-in bridge
500

Test plug

Spacer

Marking label (Center / Outer)

Continuous flat marking label (Center / Outer)

DIN rail

Strain relief

Latch

Tool (mm)

Ferrule

Plug-in Connection Terminal Blocks

Push-In Design



DPPES2.5-PE

Rated Data		UL	IEC
Rated Voltage	(V)	300	500
Rated Current	(A)		
Rated impulse voltage			6KV
Wire range (AWG/mm²)		26~12	0.14~2.5
Connection Capacity			
Max. Solid (mm²)			4
Max. Stranded (mm²)			2.5
General Data			
Stripping length (mm)		10	
Insulation material		PA	
T / W (mm)		5.08 / 74.9	
H / H on TS-35		47.5 / 55	
Package		100	
Color	**Part number**		**Package**

Part number	Package
DPPES2.5C	10
DSD01-2.502N	50
DSD01-2.503N	50
DSD01-2.504N	50
DSD01-2.505N	10
DSD01-2.510N	10
DSD01-2.520N	10
0208-T001	10
0208-E001	10
- / TM52HW	20
TM-R100	10
TS-35 TS-35/15	20 10
DP-PZ-02P DP-PZ-04P	10 10
DP-PR	10
0.6 x 3.5 | DNT11-0107	
Page 210~211	

DP2.5PGA

Rated Data		UL	IEC
Rated Voltage	(V)	600	800
Rated Current	(A)	20	24
Rated impulse voltage			8KV
Wire range (AWG/mm²)		26~12	0.14~2.5
Connection Capacity			
Max. Solid (mm²)			4
Max. Stranded (mm²)			2.5
General Data			
Stripping length (mm)		10	
Insulation material		PA	
T / W (mm)		-	
H / H on TS-35		-	
Package		50	
Color	**Part number**		**Package**
	DP2.5PGA-WPE		50

Part number	Package
- / TM52HW	20
TM-R100	10
DP-PZ-02P DP-PZ-04P	10 10
DP-PR	10
0.6 x 3.5 | DNT11-0107	
Page 210~211	

DP2.5PGB

Rated Data		UL	IEC
Rated Voltage	(V)	600	800
Rated Current	(A)	20	24
Rated impulse voltage			8KV
Wire range (AWG/mm²)		26~12	0.14~2.5
Connection Capacity			
Max. Solid (mm²)			4
Max. Stranded (mm²)			2.5
General Data			
Stripping length (mm)		10	
Insulation material		PA	
T / W (mm)		-	
H / H on TS-35		-	
Package		20	
Color	**Part number**		**Package**
	DP2.5PGB-WPE		20

Part number	Package
- / TM52HW	20
TM-R100	10
DP-PZ-02P DP-PZ-04P	10 10
DP-PR	10
0.6 x 3.5 | DNT11-0107	
Page 210~211	

Strain relief

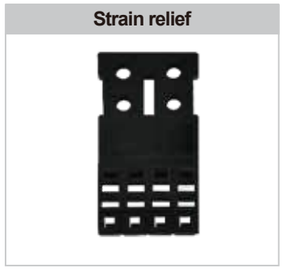

02P	DP-PZ-02P
04P	DP-PZ-04P

Latch

DP-PR





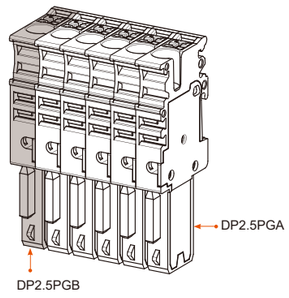

DP2.5/4 Knife and Disconnect Terminal Blocks Introduction



The blades AKP-TP is able to connect and disconnect quickly. The component carrier AKP-CP adopts diodes, resistors or other eletronic components required for circuit solution.

Upper layer of the compact double layers design support knife and disconnect function, lower layer support grounding.

Marking system by continuous label strip offer clear marking identification and easy installation.







Blade disconnecting terminal block supports AKP-TP, AKP-CP blades. Fast circuit disconnection can be established through AKP-TP. The component carrier AKP-CP adopts resistor, diode and other electronic components required for circuit solution.

PID terminal blocks offer compact wiring connection in constrained space. Additionally, the product supports double level with variety structure of blade on the upper level while the second level applies to grounding, which increase space utility of the device.

The product has 2 jumper slots, which enables any numbers of terminal blocks to be shorted by use of 2P jumper. Mating with the continuous flat marking label makes easy and clear indication for installation and makes wiring much efficient.

Knife and Disconnect Terminal Blocks

Push-In Design

PID

The PID, DP2.5N-T is the knife disconnect type terminal block, are characterized by its compact structure and easy disconnection of the circuit testing. The product also supports plug-in bridge for equipotential function.

DP2.5N-..







DP2.5N-T		
Rated Data	**UL**	**IEC**
Rated Voltage (V)	300	400
Rated Current (A)	18	20
Rated impulse voltage		6KV
Wire range (AWG/mm^2)	26~12	0.2~2.5
Connection Capacity		
Max. Solid (mm^2)		4
Max. Stranded (mm^2)		2.5
General Data		
Stripping length (mm)	10	
Insulation material	PA	
T / W (mm)	5.1 / 61.7	
H / H on TS-35 (mm)	35 / 36.5	
Package	100	
Color	**Part number**	**Package**
■	DP2.5N-T-RD	100
■	DP2.5N-T-BL	100
	Part number	**Package**
	DP2.5C-T	10
	DSD01-2.502N DSD01-2.503N DSD01-2.504N DSD01-2.505N DSD01-2.510N DSD01-2.520N	50 50 50 10 10 10
	DSD06-2.5500T	1
	0208-T001	10
	0208-E001	10
	AKP-CP	20
	AKP-TP	20
	TM57HW / TM52HW	20
	TM-R200 / TM-R100	10
	TS-35 TS-35/15	20 10
	0.6 x 3.5 | DNT11-0107	
	Page 210~211	

* Using DSD06-2.5500T Plug-in bridge, the rated current will drop to 17.5A

DP2.5N-TG		
Rated Data	**UL**	**IEC**
Rated Voltage (V)	300	400
Rated Current (A)	18	20
Rated impulse voltage		6KV
Wire range (AWG/mm^2)	26~12	0.2~2.5
Connection Capacity		
Max. Solid (mm^2)		4
Max. Stranded (mm^2)		2.5
General Data		
Stripping length (mm)	10	
Insulation material	PA	
T / W (mm)	5.1 / 61.7	
H / H on TS-35 (mm)	36.7 / 38.2	
Package	100	
Color	**Part number**	**Package**
■	DP2.5N-TG-RD	100
■	DP2.5N-TG-BL	100
	Part number	**Package**
	DP2.5C-T	10
	DSD01-2.502N DSD01-2.503N DSD01-2.504N DSD01-2.505N DSD01-2.510N DSD01-2.520N	50 50 50 10 10 10
	DSD06-2.5500T	1
	0208-T001	10
	0208-E001	10
	TM57HW / TM52HW	20
	TM-R200 / TM-R100	10
	TS-35 TS-35/15	20 10
	0.6 x 3.5 | DNT11-0107	
	Page 210~211	

* Using DSD06-2.5500T Plug-in bridge, the rated current will drop to 17.5A

DP2.5N-CP		
Rated Data	**UL**	**IEC**
Rated Voltage (V)	300	400
Rated Current (A)	6	6
Rated impulse voltage		6KV
Wire range (AWG/mm^2)	26~12	0.2~2.5
Connection Capacity		
Max. Solid (mm^2)		4
Max. Stranded (mm^2)		2.5
General Data		
Stripping length (mm)	10	
Insulation material	PA	
T / W (mm)	5.1 / 61.7	
H / H on TS-35 (mm)	56.2 / 57.7	
Package	100	
Color	**Part number**	**Package**
■	DP2.5N-CP-RD	100
■	DP2.5N-CP-BL	100
	Part number	**Package**
	DP2.5C-T	50
	DSD01-2.502N DSD01-2.503N DSD01-2.504N DSD01-2.505N DSD01-2.510N DSD01-2.520N	50 50 50 10 10 10
	DSD06-2.5500T	1
	0208-T001	10
	0208-E001	10
	TM57HW / TM52HW	20
	TM-R200 / TM-R100	10
	TS-35 TS-35/15	20 10
	0.6 x 3.5 | DNT11-0107	
	Page 210~211	

Accessories

End cover

Plug-in bridge
2
3
4
5
10
20

Plug-in bridge
500

Test plug

Spacer

Component connector

Isolating plug

Marking label (Center / Outer)

Continuous flat marking label (Center / Outer)

DIN rail

Tool (mm)

Ferrule

AKP-TP

Isolating plug

AKP-CP

Component plug

Knife and Disconnect Terminal Blocks

PID

The PID, DP2.5N-T is the knife disconnect type terminal block, are characterized by its compact structure and easy disconnection of the circuit testing. The product also supports plug-in bridge for equipotential function.

DP2.5N-..



DP2.5N-M			DP2.5N-MLXX*					
Rated Data	**UL**	**IEC**	**Rated Data**	**UL**	**IEC**	**Rated Data**	**UL**	**IEC**
Rated Voltage (V)	300	250	Rated Voltage (V)	300	-*	Rated Voltage (V)		
Rated Current (A)	10	6.3	Rated Current (A)	10	6.3	Rated Current (A)		
Rated impulse voltage		4KV	Rated impulse voltage		4KV	Rated impulse voltage		
Wire range (AWG/mm²)	26~12	0.2~2.5	Wire range (AWG/mm²)	26~12	0.2~2.5	Wire range (AWG/mm²)		
Connection Capacity			**Connection Capacity**			**Connection Capacity**		
Max. Solid (mm²)		4	Max. Solid (mm²)		4	Max. Solid (mm²)		
Max. Stranded (mm²)		2.5	Max. Stranded (mm²)		2.5	Max. Stranded (mm²)		
General Data			**General Data**			**General Data**		
Stripping length (mm)	10		Stripping length (mm)	10		Stripping length (mm)		
Insulation material	PA		Insulation material	PA		Insulation material		
T / W (mm)	5.1 / 61.7		T / W (mm)	5.1 / 61.7		T / W (mm)		
H / H on TS-35 (mm)	83.2 / 84.7		H / H on TS-35 (mm)	83.2 / 84.7		H / H on TS-35 (mm)		
Package	50		Package	50		Package		
Part number	**Package**		**Part number**	**Package**		**Part number**	**Package**	
DP2.5C-T	10		DP2.5C-T	10				
DSD01-2.502N DSD01-2.503N DSD01-2.504N DSD01-2.505N DSD01-2.510N DSD01-2.520N	50 50 50 10 10 10		DSD01-2.502N DSD01-2.503N DSD01-2.504N DSD01-2.505N DSD01-2.510N DSD01-2.520N	50 50 50 10 10 10				
DSD06-2.5500T	1		DSD06-2.5500T	1				
0208-T001	10		0208-T001	10				
0208-E001	10		0208-E001	10				
TM57HW / TM52HW	20		TM57HW / TM52HW	20				
TM-R200 / TM-R100	10		TM-R200 / TM-R100	10				
TS-35 TS-35/15	20 10		TS-35 TS-35/15	20 10				
0.6 x 3.5 | DNT11-0107			0.6 x 3.5 | DNT11-0107					
Glass 5X20			Glass 5X20					
Page 210~211			Page 210~211					

* Using DSD06-2.5500T Plug-in bridge, the rated current will drop to 17.5A

* Using DSD06-2.5500T Plug-in bridge, the rated current will drop to 17.5A

* DP2.5N-MLXX with LED display.

Part number	LED	Voltage
DP2.5N-ML24	with LED light	24V
DP2.5N-ML60	with LED light	60V
DP2.5N-ML250	with LED light	250V

Accessories

End cover

Plug-in bridge
2
3
4
5
10
20

Plug-in bridge
500

Test plug

Spacer

Marking label (Center / Outer)

Continuous flat marking label (Center / Outer)

DIN rail

Tool (mm)

Fuse type

Ferrule

DPM-FU(5X20)

Fuse plug

Part number	LED	Voltage
DPM-FU(5X20)	-	-
DPM-FUL24(5X20)	with LED light	24V
DPM-FUL60(5X20)	with LED light	60V
DPM-FUL250(5X20)	with LED light	250V

Knife and Disconnect Terminal Blocks

Push-In Design

PID

The PID, DP4N-T is the knife disconnect type terminal block, are characterized by its compact structure and easy disconnection of the circuit testing. The product also supports plug-in bridge for equipotential function.

DP4N-..







DP4N-T			DP4N-TG			DP4N-CP		
Rated Data	**UL**	**IEC**	**Rated Data**	**UL**	**IEC**	**Rated Data**	**UL**	**IEC**
Rated Voltage (V)	300	500	Rated Voltage (V)	300	500	Rated Voltage (V)	300	500
Rated Current (A)	20	20	Rated Current (A)	20	20	Rated Current (A)	6	6
Rated impulse voltage		6KV	Rated impulse voltage		6KV	Rated impulse voltage		6KV
Wire range (AWG/mm²)	24~10	0.2~4	Wire range (AWG/mm²)	24~10	0.2~4	Wire range (AWG/mm²)	24~10	0.2~4
Connection Capacity			**Connection Capacity**			**Connection Capacity**		
Max. Solid (mm²)		6	Max. Solid (mm²)		6	Max. Solid (mm²)		6
Max. Stranded (mm²)		4	Max. Stranded (mm²)		4	Max. Stranded (mm²)		4
General Data			**General Data**			**General Data**		
Stripping length (mm)	12		Stripping length (mm)	12		Stripping length (mm)	12	
Insulation material	PA		Insulation material	PA		Insulation material	PA	
T / W (mm)	6.1 / 57		T / W (mm)	6.1 / 57		T / W (mm)	6.1 / 57	
H / H on TS-35 (mm)	35 / 36.5		H / H on TS-35 (mm)	36.7 / 38.2		H / H on TS-35 (mm)	53 / 54.5	
Package	50		Package	50		Package	50	
Color	**Part number**	**Package**	**Color**	**Part number**	**Package**	**Color**	**Part number**	**Package**
■	DP4N-T-RD	50	■	DP4N-TG-RD	50	■	DP4N-CP-RD	50
■	DP4N-T-BL	50	■	DP4N-TG-BL	50	■	DP4N-CP-BL	50
	Part number	**Package**		**Part number**	**Package**		**Part number**	**Package**
	DP4C-TFU	10		DP4C-TFU	10		DP4C-TFU	10
	DSD01-402N DSD01-403N DSD01-404N DSD01-405N DSD01-410N DSD01-420N	50 50 50 10 10 10		DSD01-402N DSD01-403N DSD01-404N DSD01-405N DSD01-410N DSD01-420N	50 50 50 10 10 10		DSD01-402N DSD01-403N DSD01-404N DSD01-405N DSD01-410N DSD01-420N	50 50 50 10 10 10
	0208-T002	10		0208-T002	10		0208-T002	10
	0208-E002	10		0208-E002	10		0208-E002	10
	AKP-CP	20						
	AKP-TP	20						
	TM53HW	20		TM53HW	20		TM53HW	20
	TM-R100	10		TM-R100	10		TM-R100	10
	TS-35 TS-35/15	20 10		TS-35 TS-35/15	20 10		TS-35 TS-35/15	20 10
	0.8 x 4 | DNT11-0109			0.8 x 4 | DNT11-0109			0.8 x 4 | DNT11-0109	
	Page 210~211			Page 210~211			Page 210~211	

Accessories

End cover

Plug-in bridge
2
3
4
5
10
20

Test plug

Spacer

Component connector

Isolating plug

Marking label

Continuous flat marking label

DIN rail

Tool (mm)

Ferrule

Knife and Disconnect Terminal Blocks

PID







The PID, DP4N-T is the knife disconnect type terminal block, are characterized by its compact structure and easy disconnection of the circuit testing. The product also supports plug-in bridge for equipotential function.

DP4N-M..

DP4N-M		
Rated Data	**UL**	**IEC**
Rated Voltage (V)	300	250
Rated Current (A)	10	6.3
Rated impulse voltage		4KV
Wire range (AWG/mm²)	24~10	0.2~4
Connection Capacity		
Max. Solid (mm²)		6
Max. Stranded (mm²)		4
General Data		
Stripping length (mm)	12	
Insulation material	PA	
T / W (mm)	6.1 / 57	
H / H on TS-35 (mm)	83.2 / 84.7	
Package	50	

DP4N-MLXX*		
Rated Data	**UL**	**IEC**
Rated Voltage (V)	300	-*
Rated Current (A)	10	6.3
Rated impulse voltage		4KV
Wire range (AWG/mm²)	24~10	0.2~4
Connection Capacity		
Max. Solid (mm²)		6
Max. Stranded (mm²)		4
General Data		
Stripping length (mm)	12	
Insulation material	PA	
T / W (mm)	6.1 / 57	
H / H on TS-35 (mm)	83.2 / 84.7	
Package	50	

Rated Data	**UL**	**IEC**
Rated Voltage (V)		
Rated Current (A)		
Rated impulse voltage		
Wire range (AWG/mm²)		
Connection Capacity		
Max. Solid (mm²)		
Max. Stranded (mm²)		
General Data		
Stripping length (mm)		
Insulation material		
T / W (mm)		
H / H on TS-35 (mm)		
Package		

Accessories

	Part number	Package	Part number	Package	Part number	Package
End cover	DP4C-TFU	10	DP4C-TFU	10		
Plug-in bridge 2, 3, 4, 5, 10, 20	DSD01-402N DSD01-403N DSD01-404N DSD01-405N DSD01-410N DSD01-420N	50 50 50 10 10 10	DSD01-402N DSD01-403N DSD01-404N DSD01-405N DSD01-410N DSD01-420N	50 50 50 10 10 10		
Marking label	TM53HW	20	TM53HW	20		
Continuous flat marking label	TM-R100	10	TM-R100	10		
DIN rail	TS-35 TS-35/15	20 10	TS-35 TS-35/15	20 10		
Tool (mm)	0.8 x 4 | DNT11-0109		0.8 x 4 | DNT11-0109			
Fuse type	Glass 5X20		Glass 5X20			
Ferrule	Page 210~211		Page 210~211			

* DP4N-MLXX with LED display.

Part number	LED	Voltage
DP4N-ML24	with LED light	24V
DP4N-ML60	with LED light	60V
DP4N-ML250	with LED light	250V

3-Condutor Knife and Disconnect Terminal Blocks

Push-In Design

PID







The PID, DP2.5N-TN series is a 3 port terminal block, are characterized by its compact structure and easy disconnection of the circuit testing. The product also supports plug-in bridge for equipotential function.

DP2.5N-TN-T..

DP2.5N-TN-T		
Rated Data	**UL**	**IEC**
Rated Voltage (V)	300	400
Rated Current (A)	18	20
Rated impulse voltage		6KV
Wire range (AWG/mm²)	26~12	0.14~2.5
Connection Capacity		
Max. Solid (mm²)		4
Max. Stranded (mm²)		2.5
General Data		
Stripping length (mm)	10	
Insulation material	PA	
T / W (mm)	5.1 / 73.5	
H / H on TS-35 (mm)	36.5 / 44	
Package	100	
Color	**Part number**	**Package**
■	DP2.5N-TN-T-RD	100
■	DP2.5N-TN-T-BL	100

DP2.5N-TN-TG		
Rated Data	**UL**	**IEC**
Rated Voltage (V)	300	400
Rated Current (A)	18	20
Rated impulse voltage		6KV
Wire range (AWG/mm²)	26~12	0.14~2.5
Connection Capacity		
Max. Solid (mm²)		4
Max. Stranded (mm²)		2.5
General Data		
Stripping length (mm)	10	
Insulation material	PA	
T / W (mm)	5.1 / 73.5	
H / H on TS-35 (mm)	38.2 / 45.7	
Package	100	
Color	**Part number**	**Package**
■	DP2.5N-TN-TG-RD	100
■	DP2.5N-TN-TG-BL	100

DP2.5N-TN-CP		
Rated Data	**UL**	**IEC**
Rated Voltage (V)	300	400
Rated Current (A)	6	6
Rated impulse voltage		6KV
Wire range (AWG/mm²)	26~12	0.14~2.5
Connection Capacity		
Max. Solid (mm²)		4
Max. Stranded (mm²)		2.5
General Data		
Stripping length (mm)	10	
Insulation material	PA	
T / W (mm)	5.1 / 73.5	
H / H on TS-35 (mm)	56.2 / 57.7	
Package	100	
Color	**Part number**	**Package**
■	DP2.5N-TN-CP-RD	100
■	DP2.5N-TN-CP-BL	100

Accessories

	Part number	Package	Part number	Package	Part number	Package
End cover	DP2.5C-TN-T	10	DP2.5C-TN-T	10	DP2.5C-TN-T	10
Plug-in bridge 2, 3, 4, 5, 10, 20	DSD01-2.502N DSD01-2.503N DSD01-2.504N DSD01-2.505N DSD01-2.510N DSD01-2.520N	50 50 50 10 10 10	DSD01-2.502N DSD01-2.503N DSD01-2.504N DSD01-2.505N DSD01-2.510N DSD01-2.520N	50 50 50 10 10 10	DSD01-2.502N DSD01-2.503N DSD01-2.504N DSD01-2.505N DSD01-2.510N DSD01-2.520N	50 50 50 10 10 10
Plug-in bridge 500	DSD06-2.5500T	1	DSD06-2.5500T	1	DSD06-2.5500T	1
Test plug	0208-T001	10	0208-T001	10	0208-T001	10
Spacer	0208-E001	10	0208-E001	10	0208-E001	10
Component connector	AKP-CP	20				
Isolating plug	AKP-TP	20				
Marking label (Center / Outer)	TM57HW / TM52HW	20	TM57HW / TM52HW	20	TM57HW / TM52HW	20
Continuous flat marking label (Center / Outer)	TM-R200 / TM-R100	10	TM-R200 / TM-R100	10	TM-R200 / TM-R100	10
DIN rail	TS-35 TS-35/15	20 10	TS-35 TS-35/15	20 10	TS-35 TS-35/15	20 10
Tool (mm)	0.6 x 3.5 | DNT11-0107		0.6 x 3.5 | DNT11-0107		0.6 x 3.5 | DNT11-0107	
Ferrule	Page 210~211		Page 210~211		Page 210~211	

* Using DSD06-2.5500T Plug-in bridge, the rated current will drop to 17.5A

* Using DSD06-2.5500T Plug-in bridge, the rated current will drop to 17.5A

3-Condutor Knife and Disconnect Terminal Blocks

PID

The PID, DP2.5N-TN series is a 3 port terminal block, are characterized by its compact structure and easy disconnection of the circuit testing. The product also supports plug-in bridge for equipotential function.

DP2.5N-TN-M..



DP2.5N-TN-M		
Rated Data	**UL**	**IEC**
Rated Voltage (V)	300	250
Rated Current (A)	10	6.3
Rated impulse voltage		4KV
Wire range (AWG/mm²)	26~12	0.14~2.5
Connection Capacity		
Max. Solid (mm²)		4
Max. Stranded (mm²)		2.5
General Data		
Stripping length (mm)	10	
Insulation material	PA	
T / W (mm)	5.1 / 73.5	
H / H on TS-35 (mm)	84.7 / 92.2	
Package	50	
	Part number	**Package**
	DP2.5C-TN-T	10
	DSD01-2.502N DSD01-2.503N DSD01-2.504N DSD01-2.505N DSD01-2.510N DSD01-2.520N	50 50 50 10 10 10
	DSD06-2.5500T	1
	0208-T001	10
	0208-E001	10
	TM57HW / TM52HW	20
	TM-R200 / TM-R100	10
	TS-35 TS-35/15	20 10
	0.6 x 3.5 | DNT11-0107	
	Glass 5X20	
	Page 210~211	

* Using DSD06-2.5500T Plug-in bridge, the rated current will drop to 17.5A



DP2.5N-TN-MLXX*		
Rated Data	**UL**	**IEC**
Rated Voltage (V)	300	-*
Rated Current (A)	10	6.3
Rated impulse voltage		4KV
Wire range (AWG/mm²)	26~12	0.14~2.5
Connection Capacity		
Max. Solid (mm²)		4
Max. Stranded (mm²)		2.5
General Data		
Stripping length (mm)	10	
Insulation material	PA	
T / W (mm)	5.1 / 73.5	
H / H on TS-35 (mm)	84.7 / 92.2	
Package	50	
	Part number	**Package**
	DP2.5C-TN-T	10
	DSD01-2.502N DSD01-2.503N DSD01-2.504N DSD01-2.505N DSD01-2.510N DSD01-2.520N	50 50 50 10 10 10
	DSD06-2.5500T	1
	0208-T001	10
	0208-E001	10
	TM57HW / TM52HW	20
	TM-R200 / TM-R100	10
	TS-35 TS-35/15	20 10
	0.6 x 3.5 | DNT11-0107	
	Glass 5X20	
	Page 210~211	

* Using DSD06-2.5500T Plug-in bridge, the rated current will drop to 17.5A

* DP2.5N-TN-MLXX with LED display.

Part number	LED	Voltage
DP2.5N-TN-ML24	with LED light	24V
DP2.5N-TN-ML60	with LED light	60V
DP2.5N-TN-ML250	with LED light	250V

Rated Data	**UL**	**IEC**
Rated Voltage (V)		
Rated Current (A)		
Rated impulse voltage		
Wire range (AWG/mm²)		
Connection Capacity		
Max. Solid (mm²)		
Max. Stranded (mm²)		
General Data		
Stripping length (mm)		
Insulation material		
T / W (mm)		
H / H on TS-35 (mm)		
Package		
	Part number	**Package**

Accessories

End cover
Plug-in bridge
2
3
4
5
10
20
Plug-in bridge
500
Test plug
Spacer
Marking label (Center / Outer)
Continuous flat marking label (Center / Outer)
DIN rail
Tool (mm)
Fuse type
Ferrule

4-Condutor Knife and Disconnect Terminal Blocks

Push-In Design

PID

The PID, DP2.5N-TR series is a 4 port terminal block, are characterized by its compact structure and easy disconnection of the circuit testing. The product also supports plug-in bridge for equipotential function.

DP2.5NU-TN-T..



DP2.5N-TR-T		
Rated Data	**UL**	**IEC**
Rated Voltage (V)	300	400
Rated Current (A)	18	20
Rated impulse voltage		6KV
Wire range (AWG/mm²)	26~12	0.14~2.5
Connection Capacity		
Max. Solid (mm²)		4
Max. Stranded (mm²)		2.5
General Data		
Stripping length (mm)	10	
Insulation material	PA	
T / W (mm)	5.1 / 85	
H / H on TS-35 (mm)	36.5 / 44	
Package	100	
Color	**Part number**	**Package**
■	DP2.5N-TR-T-RD	100
■	DP2.5N-TR-T-BL	100
	Part number	**Package**
	DP2.5C-TR-T	10
	DSD01-2.502N DSD01-2.503N DSD01-2.504N DSD01-2.505N DSD01-2.510N DSD01-2.520N	50 50 50 10 10 10
	DSD06-2.5500T	1
	0208-T001	10
	0208-E001	10
	AKP-CP	20
	AKP-TP	20
	TM57HW / TM52HW	20
	TM-R200 / TM-R100	10
	TS-35 TS-35/15	20 10
	0.6 x 3.5 | DNT11-0107	
	Page 210~211	

* Using DSD06-2.5500T Plug-in bridge, the rated current will drop to 17.5A



DP2.5N-TR-TG		
Rated Data	**UL**	**IEC**
Rated Voltage (V)	300	400
Rated Current (A)	18	20
Rated impulse voltage		6KV
Wire range (AWG/mm²)	26~12	0.14~2.5
Connection Capacity		
Max. Solid (mm²)		4
Max. Stranded (mm²)		2.5
General Data		
Stripping length (mm)	10	
Insulation material	PA	
T / W (mm)	5.1 / 85	
H / H on TS-35 (mm)	38.2 / 45.7	
Package	100	
Color	**Part number**	**Package**
■	DP2.5N-TR-TG-RD	100
■	DP2.5N-TR-TG-BL	100
	Part number	**Package**
	DP2.5C-TR-T	10
	DSD01-2.502N DSD01-2.503N DSD01-2.504N DSD01-2.505N DSD01-2.510N DSD01-2.520N	50 50 50 10 10 10
	DSD06-2.5500T	1
	0208-T001	10
	0208-E001	10
	TM57HW / TM52HW	20
	TM-R200 / TM-R100	10
	TS-35 TS-35/15	20 10
	0.6 x 3.5 | DNT11-0107	
	Page 210~211	

* Using DSD06-2.5500T Plug-in bridge, the rated current will drop to 17.5A



DP2.5N-TR-CP		
Rated Data	**UL**	**IEC**
Rated Voltage (V)	300	400
Rated Current (A)	6	6
Rated impulse voltage		6KV
Wire range (AWG/mm²)	26~12	0.14~2.5
Connection Capacity		
Max. Solid (mm²)		4
Max. Stranded (mm²)		2.5
General Data		
Stripping length (mm)	10	
Insulation material	PA	
T / W (mm)	5.1 / 85	
H / H on TS-35 (mm)	56.2 / 57.7	
Package	100	
Color	**Part number**	**Package**
■	DP2.5N-TR-CP-RD	100
■	DP2.5N-TR-CP-BL	100
	Part number	**Package**
	DP2.5C-TR-T	10
	DSD01-2.502N DSD01-2.503N DSD01-2.504N DSD01-2.505N DSD01-2.510N DSD01-2.520N	50 50 50 10 10 10
	DSD06-2.5500T	1
	0208-T001	10
	0208-E001	10
	TM57HW / TM52HW	20
	TM-R200 / TM-R100	10
	TS-35 TS-35/15	20 10
	0.6 x 3.5 | DNT11-0107	
	Page 210~211	

* Using DSD06-2.5500T Plug-in bridge, the rated current will drop to 17.5A

Accessories

End cover
Plug-in bridge
2
3
4
5
10
20
Plug-in bridge
500
Test plug
Spacer
Component connector
Isolating plug
Marking label (Center / Outer)
Continuous flat marking label (Center / Outer)
DIN rail
Tool (mm)
Ferrule

4-Condutor Knife and Disconnect Terminal Blocks

PID

The PID, DP2.5N-TR series is a 4 port terminal block, are characterized by its compact structure and easy disconnection of the circuit testing. The product also supports plug-in bridge for equipotential function.

DP2.5N-TR-M..



DP2.5N-TR-M		
Rated Data	**UL**	**IEC**
Rated Voltage (V)	300	250
Rated Current (A)	10	6.3
Rated impulse voltage		4KV
Wire range (AWG/mm²)	26~12	0.14~2.5
Connection Capacity		
Max. Solid (mm²)		4
Max. Stranded (mm²)		2.5
General Data		
Stripping length (mm)	10	
Insulation material	PA	
T / W (mm)	5.1 / 85	
H / H on TS-35 (mm)	84.7 / 92.2	
Package	50	
	Part number	**Package**
	DP2.5C-TR-T	10
	DSD01-2.502N DSD01-2.503N DSD01-2.504N DSD01-2.505N DSD01-2.510N DSD01-2.520N	50 50 50 10 10 10
	DSD06-2.5500T	1
	0208-T001	10
	0208-E001	10
	TM57HW / TM52HW	20
	TM-R200 / TM-R100	10
	TS-35 TS-35/15	20 10
	0.6x3.5 | DNT11-0107	
	Glass 5X20	
	Page 210~211	

* Using DSD06-2.5500T Plug-in bridge, the rated current will drop to 17.5A



DP2.5N-TR-MLXX*		
Rated Data	**UL**	**IEC**
Rated Voltage (V)	300	-*
Rated Current (A)	10	6.3
Rated impulse voltage		4KV
Wire range (AWG/mm²)	26~12	0.14~2.5
Connection Capacity		
Max. Solid (mm²)		4
Max. Stranded (mm²)		2.5
General Data		
Stripping length (mm)	10	
Insulation material	PA	
T / W (mm)	5.1 / 85	
H / H on TS-35 (mm)	84.7 / 92.2	
Package	50	
	Part number	**Package**
	DP2.5C-TR-T	10
	DSD01-2.502N DSD01-2.503N DSD01-2.504N DSD01-2.505N DSD01-2.510N DSD01-2.520N	50 50 50 10 10 10
	DSD06-2.5500T	1
	0208-T001	10
	0208-E001	10
	TM57HW / TM52HW	20
	TM-R200 / TM-R100	10
	TS-35 TS-35/15	20 10
	0.6x3.5 | DNT11-0107	
	Glass 5X20	
	Page 210~211	

* Using DSD06-2.5500T Plug-in bridge, the rated current will drop to 17.5A

Rated Data	UL	IEC
Rated Voltage (V)		
Rated Current (A)		
Rated impulse voltage		
Wire range (AWG/mm²)		
Connection Capacity		
Max. Solid (mm²)		
Max. Stranded (mm²)		
General Data		
Stripping length (mm)		
Insulation material		
T / W (mm)		
H / H on TS-35 (mm)		
Package		
	Part number	**Package**

Accessories

End cover

Plug-in bridge
2
3
4
5
10
20

Plug-in bridge
500

Test plug

Spacer

Marking label (Center / Outer)

Continuous flat marking label (Center / Outer)

DIN rail

Tool (mm)

Fuse type

Ferrule

* DP2.5N-TR-MLXX with LED display.

Part number	LED	Voltage
DP2.5N-TR-ML24	with LED light	24V
DP2.5N-TR-ML60	with LED light	60V
DP2.5N-TR-ML250	with LED light	250V

Bi-Level Knife and Disconnect Terminal Blocks

Push-In Design

PID

The PID, DPP2.5N-T is the double level knife disconnect terminal block, are characterized by its compact structure and easy disconnection of the circuit for testing. The product has two individual potentials for higher density contact, and supports plug-in bridge for equipotential function.

DPP2.5N-T..



DPP2.5N-T		
Rated Data	**UL**	**IEC**
Rated Voltage (V)	300	400
Rated Current (A)	20	20
Rated impulse voltage		6KV
Wire range (AWG/mm²)	26~12	0.2~2.5
Connection Capacity		
Max. Solid (mm²)		4
Max. Stranded (mm²)		2.5
General Data		
Stripping length (mm)	10	
Insulation material	PA	
T / W (mm)	5.1 / 78.5	
H / H on TS-35 (mm)	46 / 47.5	
Package	50	
Color	**Part number**	**Package**
■	DPP2.5N-T-RD	50
■	DPP2.5N-T-BL	50
	Part number	**Package**
	DPP2.5C-T	10
	DSD01-2.502N DSD01-2.503N DSD01-2.504N DSD01-2.505N DSD01-2.510N DSD01-2.520N	50 50 50 10 10 10
	DSD06-2.5500T	1
	0208-T001	10
	0208-E001	10
	AKP-CP	20
	AKP-TP	20
	TM52HW	20
	TM-R100	10
	TS-35 TS-35/15	20 10
	0.6 x 3.5 | DNT11-0107	
	Page 210~211	

* Using DSD06-2.5500T Plug-in bridge, the rated current will drop to 17.5A



DPP2.5N-TG		
Rated Data	**UL**	**IEC**
Rated Voltage (V)	300	400
Rated Current (A)	18/20	20
Rated impulse voltage		6KV
Wire range (AWG/mm²)	26~12	0.2~2.5
Connection Capacity		
Max. Solid (mm²)		4
Max. Stranded (mm²)		2.5
General Data		
Stripping length (mm)	10	
Insulation material	PA	
T / W (mm)	5.1 / 78.5	
H / H on TS-35 (mm)	47.7 / 49.2	
Package	50	
Color	**Part number**	**Package**
■	DPP2.5N-TG-RD	50
■	DPP2.5N-TG-BL	50
	Part number	**Package**
	DPP2.5C-T	10
	DSD01-2.502N DSD01-2.503N DSD01-2.504N DSD01-2.505N DSD01-2.510N DSD01-2.520N	50 50 50 10 10 10
	DSD06-2.5500T	1
	0208-T001	10
	0208-E001	10
	TM52HW	20
	TM-R100	10
	TS-35 TS-35/15	20 10
	0.6 x 3.5 | DNT11-0107	
	Page 210~211	

* Using DSD06-2.5500T Plug-in bridge, the rated current will drop to 17.5A



DPP2.5N-CP		
Rated Data	**UL**	**IEC**
Rated Voltage (V)	300	400
Rated Current (A)	6/20	6/20
Rated impulse voltage		6KV
Wire range (AWG/mm²)	26~12	0.2~2.5
Connection Capacity		
Max. Solid (mm²)		4
Max. Stranded (mm²)		2.5
General Data		
Stripping length (mm)	10	
Insulation material	PA	
T / W (mm)	5.1 / 78.5	
H / H on TS-35 (mm)	67.2 / 68.7	
Package	50	
Color	**Part number**	**Package**
■	DPP2.5N-CP-RD	50
■	DPP2.5N-CP-BL	50
	Part number	**Package**
	DPP2.5C-T	50
	DSD01-2.502N DSD01-2.503N DSD01-2.504N DSD01-2.505N DSD01-2.510N DSD01-2.520N	50 50 50 10 10 10
	DSD06-2.5500T	1
	0208-T001	10
	0208-E001	10
	TM52HW	20
	TM-R100	10
	TS-35 TS-35/15	20 10
	0.6 x 3.5 | DNT11-0107	
	Page 210~211	

* Using DSD06-2.5500T Plug-in bridge, the rated current will drop to 17.5A

Accessories

End cover

Plug-in bridge
2
3
4
5
10
20

Plug-in bridge
500

Test plug

Spacer

Component connector

Isolating plug

Marking label

Continuous flat marking label

DIN rail

Tool (mm)

Ferrule

Bi-Level Knife and Disconnect Terminal Blocks

PID

The PID, DPP2.5N-T is the double level knife disconnect terminal block, are characterized by its compact structure and easy disconnection of the circuit for testing. The product has two individual potentials for higher density contact, and supports plug-in bridge for equipotential function.

DPP2.5N-M..





DPP2.5N-M		
Rated Data	**UL**	**IEC**
Rated Voltage (V)	300	250
Rated Current (A)	10/20	6.3/20
Rated impulse voltage		4KV
Wire range (AWG/mm^2)	26~12	0.2~2.5
Connection Capacity		
Max. Solid (mm^2)		4
Max. Stranded (mm^2)		2.5
General Data		
Stripping length (mm)	10	
Insulation material	PA	
T / W (mm)	5.1 / 78.5	
H / H on TS-35 (mm)	94.2 / 95.7	
Package	50	
Part number		**Package**
DPP2.5C-T		10
DSD01-2.502N		50
DSD01-2.503N		50
DSD01-2.504N		50
DSD01-2.505N		10
DSD01-2.510N		10
DSD01-2.520N		10
DSD06-2.5500T		1
0208-T001		10
0208-E001		10
TM52HW		20
TM-R100		10
TS-35		20
TS-35/15		10
0.6 x 3.5 | DNT11-0107		
Glass 5X20		
Page 210~211		

* Using DSD06-2.5500T Plug-in bridge, the rated current will drop to 17.5A

DPP2.5N-MLXX*		
Rated Data	**UL**	**IEC**
Rated Voltage (V)	300	-*
Rated Current (A)	10/20	6.3/20
Rated impulse voltage		4KV
Wire range (AWG/mm^2)	26~12	0.2~2.5
Connection Capacity		
Max. Solid (mm^2)		4
Max. Stranded (mm^2)		2.5
General Data		
Stripping length (mm)	10	
Insulation material	PA	
T / W (mm)	5.1 / 78.5	
H / H on TS-35 (mm)	94.2 / 95.7	
Package	50	
Part number		**Package**
DPP2.5C-T		10
DSD01-2.502N		50
DSD01-2.503N		50
DSD01-2.504N		50
DSD01-2.505N		10
DSD01-2.510N		10
DSD01-2.520N		10
DSD06-2.5500T		1
0208-T001		10
0208-E001		10
TM52HW		20
TM-R100		10
TS-35		20
TS-35/15		10
0.6 x 3.5 | DNT11-0107		
Glass 5X20		
Page 210~211		

* Using DSD06-2.5500T Plug-in bridge, the rated current will drop to 17.5A

Rated Data	**UL**	**IEC**
Rated Voltage (V)		
Rated Current (A)		
Rated impulse voltage		
Wire range (AWG/mm^2)		
Connection Capacity		
Max. Solid (mm^2)		
Max. Stranded (mm^2)		
General Data		
Stripping length (mm)		
Insulation material		
T / W (mm)		
H / H on TS-35 (mm)		
Package		
Part number		**Package**

* DPP2.5N-MLXX with LED display.

Part number	LED	Voltage
DPP2.5N-ML24	with LED light	24V
DPP2.5N-ML60	with LED light	60V
DPP2.5N-ML250	with LED light	250V

Accessories

End cover

Plug-in bridge
2
3
4
5
10
20

Plug-in bridge
500

Test plug

Spacer

Marking label

Continuous flat marking label

DIN rail

Tool (mm)

Fuse type

Ferrule

DP4/6 Fuse Terminal Blocks Introduction

The fuse terminal block supports cartridge fuse and car fuse, which with a 2-way LED indicator to afford the use of different current directions.

The product adopts rotary lever or lever type fuse carrier to be applied in various fields. PID connection method enables quick wiring and saves user's wiring time. The compact design provides high density connection in limited space.

It can support continuous flat marking labels, and the flexible marking system offers convenient installation and brings users more conveniences when wiring.

The fuse terminal block supports cartridge fuse, car fuse and two-way LED indicator to identify current direction. The product adopts rotary lever or lever type fuse carrier.



The product has 2 jumper slots, which enables any numbers of terminal blocks to be shorted by use of 2P jumper. Mating with the continuous flat marking label makes easy and clear indication for installation and makes wiring much efficient.

PID type is able to install wire without tool and save much wiring time, and offer high density wiring connection in limited space.

Lever-Type Fuse Disconnect Terminal Blocks

The PID, DP…NU-TN-TF is a 3 port disconnect terminal block with fuse lever. The product supports 5X20mm cartridge fuse inside the fuse holder. The cartridge fuse can be placed inside the fuse holder and clip on the slot.

DP..NU-TN-TF..



DP2.5NU-TN-T		
Rated Data	**UL**	**IEC**
Rated Voltage (V)	300	250
Rated Current (A)	12	6.3
Rated impulse voltage		4KV
Wire range (AWG/mm²)	26~12	0.14~2.5
Connection Capacity		
Max. Solid (mm²)		4
Max. Stranded (mm²)		2.5
General Data		
Stripping length (mm)	9~10	
Insulation material	PA	
T / W (mm)	6.1 / 67.3	
H / H on TS-35 (mm)	64.6 / 72.1	
Package	50	
	Part number	**Package**
	DP2.5NUC-TN-TF	10
	DSD01-402N	50
	DSD01-403N	50
	DSD01-404N	50
	DSD01-405N	10
	DSD01-410N	10
	DSD01-420N	10
	TM53HW	20
	TM-R100	10
	TS-35 TS-35/15	20 10
	0.6x3.5 | DNT11-0107	
	Glass 5X20	
	Page 210~211	



DP2.5NU-TN-TF		
Rated Data	**UL**	**IEC**
Rated Voltage (V)	300	250
Rated Current (A)	12	6.3
Rated impulse voltage		4KV
Wire range (AWG/mm²)	26~12	0.14~2.5
Connection Capacity		
Max. Solid (mm²)		4
Max. Stranded (mm²)		2.5
General Data		
Stripping length (mm)	9~10	
Insulation material	PA	
T / W (mm)	6.1 / 67.3	
H / H on TS-35 (mm)	64.6 / 72.1	
Package	50	
	Part number	**Package**
	DP2.5NUC-TN-TF	10
	DSD01-402N	50
	DSD01-403N	50
	DSD01-404N	50
	DSD01-405N	10
	DSD01-410N	10
	DSD01-420N	10
	TM53HW	20
	TM-R100	10
	TS-35 TS-35/15	20 10
	0.6x3.5 | DNT11-0107	
	Glass 5X20	
	Page 210~211	



DP2.5NU-TN-TFLXX*		
Rated Data	**UL**	**IEC**
Rated Voltage (V)	300	-*
Rated Current (A)	12	6.3
Rated impulse voltage		4KV
Wire range (AWG/mm²)	26~12	0.14~2.5
Connection Capacity		
Max. Solid (mm²)		4
Max. Stranded (mm²)		2.5
General Data		
Stripping length (mm)	9~10	
Insulation material	PA	
T / W (mm)	6.1 / 67.3	
H / H on TS-35 (mm)	64.6 / 72.1	
Package	50	
	Part number	**Package**
	DP2.5NUC-TN-TF	10
	DSD01-402N	50
	DSD01-403N	50
	DSD01-404N	50
	DSD01-405N	10
	DSD01-410N	10
	DSD01-420N	10
	TM53HW	20
	TM-R100	10
	TS-35 TS-35/15	20 10
	0.6x3.5 | DNT11-0107	
	Glass 5X20	
	Page 210~211	

Accessories

End cover

Plug-in bridge
2
3
4
5
10
20

Marking label

Continuous flat marking label

DIN rail

Tool (mm)

Fuse type

Ferrule

*DP2.5NU-TN-TFLXX with LED display.

Part number	LED	Voltage
DP2.5NU-TN-TFL24	with LED light	24V
DP2.5NU-TN-TFL60	with LED light	60V
DP2.5NU-TN-TFL110	with LED light	110V
DP2.5NU-TN-TFL250	with LED light	250V

AKP-FUF(5X20)

Part number	LED	Voltage
AKP-FUF(5X20)	-	-
AKP-FUFL24(5X20)	with LED light	24V
AKP-FUFL60(5X20)	with LED light	60V
AKP-FUFL250(5X20)	with LED light	250V

Lever-Type Fuse Disconnect Terminal Blocks

Push-In Design

The PID, DP…NU-TR-TF is a 4 port disconnect terminal block with fuse lever. The product supports 5X20mm cartridge fuse inside the fuse holder. The cartridge fuse can be placed inside the fuse holder and clip on the slot.

DP..NU-TR-TF..



DP2.5NU-TR-T		
Rated Data	**UL**	**IEC**
Rated Voltage (V)	300	250
Rated Current (A)	12	6.3
Rated impulse voltage		4KV
Wire range (AWG/mm²)	26~12	0.14~2.5
Connection Capacity		
Max. Solid (mm²)		4
Max. Stranded (mm²)		2.5
General Data		
Stripping length (mm)	9~10	
Insulation material	PA	
T / W (mm)	6.1 / 80.4	
H / H on TS-35 (mm)	64.6 / 72.1	
Package	50	
	Part number	**Package**
	DP2.5NUC-TR-TF	10
	DSD01-402N	50
	DSD01-403N	50
	DSD01-404N	50
	DSD01-405N	10
	DSD01-410N	10
	DSD01-420N	10
	TM53HW	20
	TM-R100	10
	TS-35 TS-35/15	20 10
	0.6x3.5 | DNT11-0107	
	Glass 5X20	
	Page 210~211	



DP2.5NU-TR-TF		
Rated Data	**UL**	**IEC**
Rated Voltage (V)	300	250
Rated Current (A)	12	6.3
Rated impulse voltage		4KV
Wire range (AWG/mm²)	26~12	0.14~2.5
Connection Capacity		
Max. Solid (mm²)		4
Max. Stranded (mm²)		2.5
General Data		
Stripping length (mm)	9~10	
Insulation material	PA	
T / W (mm)	6.1 / 80.4	
H / H on TS-35 (mm)	64.6 / 72.1	
Package	50	
	Part number	**Package**
	DP2.5NUC-TR-TF	10
	DSD01-402N	50
	DSD01-403N	50
	DSD01-404N	50
	DSD01-405N	10
	DSD01-410N	10
	DSD01-420N	10
	TM53HW	20
	TM-R100	10
	TS-35 TS-35/15	20 10
	0.6x3.5 | DNT11-0107	
	Glass 5X20	
	Page 210~211	



DP2.5NU-TR-TFLXX*		
Rated Data	**UL**	**IEC**
Rated Voltage (V)	300	-*
Rated Current (A)	12	6.3
Rated impulse voltage		4KV
Wire range (AWG/mm²)	26~12	0.14~2.5
Connection Capacity		
Max. Solid (mm²)		4
Max. Stranded (mm²)		2.5
General Data		
Stripping length (mm)	9~10	
Insulation material	PA	
T / W (mm)	6.1 / 80.4	
H / H on TS-35 (mm)	64.6 / 72.1	
Package	50	
	Part number	**Package**
	DP2.5NUC-TR-TF	10
	DSD01-402N	50
	DSD01-403N	50
	DSD01-404N	50
	DSD01-405N	10
	DSD01-410N	10
	DSD01-420N	10
	TM53HW	20
	TM-R100	10
	TS-35 TS-35/15	20 10
	0.6x3.5 | DNT11-0107	
	Glass 5X20	
	Page 210~211	

Accessories

End cover

Plug-in bridge
2
3
4
5
10
20

Marking label

Continuous flat marking label

DIN rail

Tool (mm)

Fuse type

Ferrule

*DP2.5NU-TR-TFLXX with LED display.

Part number	LED	Voltage
DP2.5NU-TR-TFL24	with LED light	24V
DP2.5NU-TR-TFL60	with LED light	60V
DP2.5NU-TR-TFL110	with LED light	110V
DP2.5NU-TR-TFL250	with LED light	250V

Lever-Type Fuse Disconnect Terminal Blocks

The PID, DP…N-TF is disconnect terminal block with fuse lever.

The product supports 5X20mm cartridge fuse inside the fuse holder. The cartridge fuse can be placed inside the fuse holder and clip on the slot.

DP..N-TF





	DP4N-TF		DP4N-TFLXX*		
Rated Data	**UL**	**IEC**	**Rated Data**	**UL**	**IEC**
Rated Voltage (V)	300	250	Rated Voltage (V)	300	-*
Rated Current (A)	6.3	6.3	Rated Current (A)	6.3	6.3
Rated impulse voltage		4KV	Rated impulse voltage		4KV
Wire range (AWG/mm²)	24~10	0.2~4	Wire range (AWG/mm²)	24~10	0.2~4
Connection Capacity			**Connection Capacity**		
Max. Solid (mm²)		6	Max. Solid (mm²)		6
Max. Stranded (mm²)		4	Max. Stranded (mm²)		4
General Data			**General Data**		
Stripping length (mm)	12		Stripping length (mm)	12	
Insulation material	PA		Insulation material	PA	
T / W (mm)	6.1 / 57		T / W (mm)	6.1 / 57	
H / H on TS-35 (mm)	63.1 / 64.6		H / H on TS-35 (mm)	63.1 / 64.6	
Package	50		Package	50	
	Part number	**Package**		**Part number**	**Package**
End cover	DP4C-TFU	10		DP4C-TFU	10
Plug-in bridge 2 3 4 5 10 20	DSD01-402N DSD01-403N DSD01-404N DSD01-405N DSD01-410N DSD01-420N	50 50 50 10 10 10		DSD01-402N DSD01-403N DSD01-404N DSD01-405N DSD01-410N DSD01-420N	50 50 50 10 10 10
Marking label	TM53HW	20		TM53HW	20
Continuous flat marking label	TM-R100	10		TM-R100	10
DIN rail	TS-35 TS-35/15	20 10		TS-35 TS-35/15	20 10
Tool (mm)	0.8 x 4 | DNT11-0109			0.8 x 4 | DNT11-0109	
Fuse type	Glass 5X20			Glass 5X20	
Ferrule	Page 210~211			Page 210~211	

Rated Data	**UL**	**IEC**	
Rated Voltage (V)			
Rated Current (A)			
Rated impulse voltage			
Wire range (AWG/mm²)			
Connection Capacity			
Max. Solid (mm²)			
Max. Stranded (mm²)			
General Data			
Stripping length (mm)			
Insulation material			
T / W (mm)			
H / H on TS-35 (mm)			
Package			
	Part number	**Package**	

*DP4N-TFLXX with LED display.

Part number	LED	Voltage
DP4N-TFL24	with LED light	24V
DP4N-TFL60	with LED light	60V
DP4N-TFL110	with LED light	110V
DP4N-TFL250	with LED light	250V

Lever-Type Fuse Disconnect Terminal Blocks

Push-In Design

The PID, DP…N-TF is disconnect terminal block with fuse lever.

The product supports 5X20mm cartridge fuse inside the fuse holder. The cartridge fuse can be placed inside the fuse holder and clip on the slot.

DP..N-TF





	DP6N-T		DP6N-TFS		DP6N-TFLXXS	
Rated Data	**UL**	**IEC**	**Rated Data**	**UL**	**IEC**	**Rated Data**
Rated Voltage (V)	300	250	Rated Voltage (V)	300	250	Rated Voltage (V)
Rated Current (A)	10	10	Rated Current (A)	10	10	Rated Current (A)
Rated impulse voltage		4KV	Rated impulse voltage		4KV	Rated impulse voltage
Wire range (AWG/mm²)	20~8	0.5~6	Wire range (AWG/mm²)	20~8	0.5~6	Wire range (AWG/mm²)
Connection Capacity			**Connection Capacity**			**Connection Capacity**
Max. Solid (mm²)		10	Max. Solid (mm²)		10	Max. Solid (mm²)
Max. Stranded (mm²)		6	Max. Stranded (mm²)		6	Max. Stranded (mm²)
General Data			**General Data**			**General Data**
Stripping length (mm)	10~12		Stripping length (mm)	10~12		Stripping length (mm)
Insulation material	PA		Insulation material	PA		Insulation material
T / W (mm)	8 / 74.6		T / W (mm)	8 / 74.6		T / W (mm)
H / H on TS-35 (mm)	70.1 / 71.6		H / H on TS-35 (mm)	70.1 / 71.6		H / H on TS-35 (mm)
Package	50		Package	50		Package
	Part number	**Package**		**Part number**	**Package**	
End cover						
Plug-in bridge 2 3 4 5 10 20	DSD01-602N DSD01-603N DSD01-604N DSD01-605N DSD01-610N	50 50 50 10 10		DSD01-602N DSD01-603N DSD01-604N DSD01-605N DSD01-610N	50 50 50 10 10	DSD01-602N DSD01-603N DSD01-604N DSD01-605N DSD01-610N
Marking label	TM44LW	20		TM44LW	20	TM44LW
Continuous flat marking label	TM-R100	10		TM-R100	10	TM-R100
DIN rail	TS-35 TS-35/15	20 10		TS-35 TS-35/15	20 10	TS-35 TS-35/15
Tool (mm)	0.8 x 4 | DNT11-0109			0.8 x 4 | DNT11-0109		0.8 x 4 | DNT11-0109
Fuse type	Glass 6.3X32			Glass 6.3X32		Glass 6.3X32
Ferrule	Page 210~211			Page 210~211		Page 210~211

AKP-FUFS

Part number	LED	Voltage
AKP-FUFS	-	-
AKP-FUFL24S	with LED light	24V
AKP-FUFL60S	with LED light	60V
AKP-FUFL250S	with LED light	250V

* DP6N-TFLXXS with LED display.

Part number	LED	Voltage
DP6N-TFL24S	with LED light	24V
DP6N-TFL60S	with LED light	60V
DP6N-TFL110S	with LED light	110V
DP6N-TFL250S	with LED light	250V

Lever-Type Fuse Disconnect Terminal Blocks

The PID, DP4N-TFH are offered with fuse cap supported by the loaded spring. The cap can be ejected when inserting the fuse.

This product supports LED for clear indication.

DP..N-TFH

Accessories

End cover
Marking label
Continuous flat marking label
DIN rail
Tool (mm)
Fuse type
Ferrule

DP4N-TFHB		
Rated Data	**UL**	**IEC**
Rated Voltage (V)	300	250
Rated Current (A)	6.3	6.3
Rated impulse voltage		4KV
Wire range (AWG/mm²)	24~10	0.2~4
Connection Capacity		
Max. Solid (mm²)		6
Max. Stranded (mm²)		4
General Data		
Stripping length (mm)	10~12	
Insulation material	PA	
T / W (mm)	8 / 67.3	
H / H on TS-35 (mm)	44.2 / 45.7	
Package	50	
	Part number	**Package**
	DP4C-TFH	10
	TM44LW	20
	TM-R100	10
	TS-35 TS-35/15	20 10
	0.8 x 4 | DNT11-0109	
	Glass 5X20	
	Page 210~211	



DP4N-TFH		
Rated Data	**UL**	**IEC**
Rated Voltage (V)	300	250
Rated Current (A)	6.3	6.3
Rated impulse voltage		4KV
Wire range (AWG/mm²)	24~10	0.2~4
Connection Capacity		
Max. Solid (mm²)		6
Max. Stranded (mm²)		4
General Data		
Stripping length (mm)	10~12	
Insulation material	PA	
T / W (mm)	8 / 67.3	
H / H on TS-35 (mm)	44.2 / 45.7	
Package	50	
	Part number	**Package**
	DP4C-TFH	10
	TM44LW	20
	TM-R100	10
	TS-35 TS-35/15	20 10
	0.8 x 4 | DNT11-0109	
	Glass 5X20	
	Page 210~211	



DP4N-TFHLXX*		
Rated Data	**UL**	**IEC**
Rated Voltage (V)	300	-*
Rated Current (A)	6.3	6.3
Rated impulse voltage		4KV
Wire range (AWG/mm²)	24~10	0.2~4
Connection Capacity		
Max. Solid (mm²)		6
Max. Stranded (mm²)		4
General Data		
Stripping length (mm)	10~12	
Insulation material	PA	
T / W (mm)	8 / 67.3	
H / H on TS-35 (mm)	44.2 / 45.7	
Package	50	
	Part number	**Package**
	DP4C-TFH	10
	TM44LW	20
	TM-R100	10
	TS-35 TS-35/15	20 10
	0.8 x 4 | DNT11-0109	
	Glass 5X20	
	Page 210~211	

TFH-FU(5X20)

Part number	LED	Voltage
TFH-FU(5X20)	-	-
TFH-FUL24(5X20)	with LED light	24V
TFH-FUL60(5X20)	with LED light	60V
TFH-FUL250(5X20)	with LED light	250V

* DP4N-TFHLXX with LED display.

Part number	LED	Voltage
DP4N-TFHL24	with LED light	24V
DP4N-TFHL60	with LED light	60V
DP4N-TFHL110	with LED light	110V
DP4N-TFHL250	with LED light	250V

Lever-Type Fuse Disconnect Terminal Blocks

Push-In Design

The PID, DPP2.5NU-TF is disconnect terminal block with fuse lever.The product supports 5X20mm cartridge fuse inside the fuse holder. The cartridge fuse can be placed inside the fuse holder and clip on the slot. Double-layer design, with each layer connecting independently. This reduces the installation space requirement by 50%.

DPP2.5NUTF

Accessories

End cover
Plug-in bridge
2
3
4
5
10
20
Test plug
Spacer
Marking label
Continuous flat marking label
DIN rail
Tool (mm)
Fuse type
Ferrule

DPP2.5NU-T		
Rated Data	**UL**	**IEC**
Rated Voltage (V)	300	250
Rated Current (A)	6.3/20	6.3/22
Rated impulse voltage		4KV
Wire range (AWG/mm²)	26~12	0.14~2.5
Connection Capacity		
Max. Solid (mm²)		4
Max. Stranded (mm²)		2.5
General Data		
Stripping length (mm)	9~10	
Insulation material	PA	
T / W (mm)	6.1 / 96	
H / H on TS-35 (mm)	74.1 / 75.6	
Package	50	
	Part number	**Package**
	DPP2.5NUC-TF	10
	DSD01-402N DSD01-403N DSD01-404N DSD01-405N DSD01-410N DSD01-420N	50 50 50 10 10 10
	0208-T002	10
	0208-E002	10
	TM53HW	20
	TM-R100	10
	TS-35 TS-35/15	20 10
	0.6x3.5 | DNT11-0107	
	Glass 5X20	
	Page 210~211	



DPP2.5NU-TF		
Rated Data	**UL**	**IEC**
Rated Voltage (V)	300	250
Rated Current (A)	6.3/20	6.3/22
Rated impulse voltage		4KV
Wire range (AWG/mm²)	26~12	0.14~2.5
Connection Capacity		
Max. Solid (mm²)		4
Max. Stranded (mm²)		2.5
General Data		
Stripping length (mm)	9~10	
Insulation material	PA	
T / W (mm)	6.1 / 96	
H / H on TS-35 (mm)	74.1 / 75.6	
Package	50	
	Part number	**Package**
	DPP2.5NUC-TF	10
	DSD01-402N DSD01-403N DSD01-404N DSD01-405N DSD01-410N DSD01-420N	50 50 50 10 10 10
	0208-T002	10
	0208-E002	10
	TM53HW	20
	TM-R100	10
	TS-35 TS-35/15	20 10
	0.6x3.5 | DNT11-0107	
	Glass 5X20	
	Page 210~211	



DPP2.5NU-TFLXX*		
Rated Data	**UL**	**IEC**
Rated Voltage (V)	300	-*
Rated Current (A)	6.3/20	6.3/22
Rated impulse voltage		4KV
Wire range (AWG/mm²)	26~12	0.14~2.5
Connection Capacity		
Max. Solid (mm²)		4
Max. Stranded (mm²)		2.5
General Data		
Stripping length (mm)	9~10	
Insulation material	PA	
T / W (mm)	6.1 / 96	
H / H on TS-35 (mm)	74.1 / 75.6	
Package	50	
	Part number	**Package**
	DPP2.5NUC-TF	10
	DSD01-402N DSD01-403N DSD01-404N DSD01-405N DSD01-410N DSD01-420N	50 50 50 10 10 10
	0208-T002	10
	0208-E002	10
	TM53HW	20
	TM-R100	10
	TS-35 TS-35/15	20 10
	0.6x3.5 | DNT11-0107	
	Glass 5X20	
	Page 210~211	

* DPP2.5NU-TFLXX with LED display.

Part number	LED	Voltage
DPP2.5NU-TFL24	with LED light	24V
DPP2.5NU-TFL60	with LED light	60V
DPP2.5NU-TFL110	with LED light	110V
DPP2.5NU-TFL250	with LED light	250V

Fuse Disconnect Terminal Blocks

The PID, DP4N-TFU is the disconnect terminal block with fuse plug. The product support both fuse plug with LED and type F and type C flat fuse. The structure of the terminal block is compact and the fuse plug can be easily disconnected during the fuse replacement.

DP..N-TFU







DP4N-TFU		
Rated Data	**UL**	**IEC**
Rated Voltage (V)	300	400
Rated Current (A)	15	10
Rated impulse voltage		6KV
Wire range (AWG/mm²)	24~10	0.2~4
Connection Capacity		
Max. Solid (mm²)		6
Max. Stranded (mm²)		4
General Data		
Stripping length (mm)	12	
Insulation material	PA	
T / W (mm)	6.1 / 57	
H / H on TS-35 (mm)	35 / 36.5	
Package	20	
Part number		**Package**
DP4C-TFU		10
DSD01-402N DSD01-403N DSD01-404N DSD01-405N DSD01-410N DSD01-420N		50 50 50 10 10 10
0208-T002		10
0208-E002		10
TM53HW		20
TM-R100		10
TS-35 TS-35/15		20 10
0.8 x 4 | DNT11-0109		
Flat, Type F		
Page 210~211		

DP4N-TFULXX*		
Rated Data	**UL**	**IEC**
Rated Voltage (V)	300	-*
Rated Current (A)	15	10
Rated impulse voltage		6KV
Wire range (AWG/mm²)	24~10	0.2~4
Connection Capacity		
Max. Solid (mm²)		6
Max. Stranded (mm²)		4
General Data		
Stripping length (mm)	12	
Insulation material	PA	
T / W (mm)	6.1 / 57	
H / H on TS-35 (mm)	35 / 36.5	
Package	20	
Part number		**Package**
DP4C-TFU		10
DSD01-402N DSD01-403N DSD01-404N DSD01-405N DSD01-410N DSD01-420N		50 50 50 10 10 10
0208-T002		10
0208-E002		10
TM53HW		20
TM-R100		10
TS-35 TS-35/15		20 10
0.8 x 4 | DNT11-0109		
Flat, Type F		
Page 210~211		

DP6N-TFV		
Rated Data	**UL**	**IEC**
Rated Voltage (V)	300	400
Rated Current (A)	25	30
Rated impulse voltage		6KV
Wire range (AWG/mm²)	20~8	0.5~6
Connection Capacity		
Max. Solid (mm²)		10
Max. Stranded (mm²)		6
General Data		
Stripping length (mm)	12	
Insulation material	PA	
T / W (mm)	8 / 74.6	
H / H on TS-35 (mm)	43.8 / 45.3	
Package	20	
Part number		**Package**
DSD01-602N DSD01-603N DSD01-604N DSD01-605N DSD01-610N		50 50 50 10 10
0208-T003		10
0208-E003		10
TM54HW		20
TM-R100		10
TS-35 TS-35/15		20 10
0.8 x 4 | DNT11-0109		
Flat, Type C		
Page 210~211		

Accessories

End cover	
Plug-in bridge 2 3 4 5 10 20	
Test plug	
Spacer	
Marking label	1 2 3 4 5
Continuous flat marking label	1 2 3 4 5
DIN rail	
Tool (mm)	
Fuse type	
Ferrule	



* DP4N-TFULXX with LED display.

Part number	LED	Voltage
DP4N-TFUL12	with LED light	12V
DP4N-TFUL24	with LED light	24V
DP4N-TFUL48	with LED light	48V

Fuse Disconnect Terminal Blocks

Push-In Design

DP6N-TFVLXX*		
Rated Data	**UL**	**IEC**
Rated Voltage (V)	300	-*
Rated Current (A)	25	30
Rated impulse voltage		6KV
Wire range (AWG/mm²)	20~8	0.5~6
Connection Capacity		
Max. Solid (mm²)		10
Max. Stranded (mm²)		6
General Data		
Stripping length (mm)	12	
Insulation material	PA	
T / W (mm)	8 / 74.6	
H / H on TS-35 (mm)	43.8 / 45.3	
Package	20	
Part number		**Package**
DSD01-602N DSD01-603N DSD01-604N DSD01-605N DSD01-610N		50 50 50 10 10
0208-T003		10
0208-E003		10
TM54HW		20
TM-R100		10
TS-35 TS-35/15		20 10
0.8 x 4 | DNT11-0109		
Flat, Type C		
Page 210~211		

Rated Data	**UL**	**IEC**
Rated Voltage (V)		
Rated Current (A)		
Rated impulse voltage		
Wire range (AWG/mm²)		
Connection Capacity		
Max. Solid (mm²)		
Max. Stranded (mm²)		
General Data		
Stripping length (mm)		
Insulation material		
T / W (mm)		
H / H on TS-35 (mm)		
Package		
Part number		**Package**

Rated Data	**UL**	**IEC**
Rated Voltage (V)		
Rated Current (A)		
Rated impulse voltage		
Wire range (AWG/mm²)		
Connection Capacity		
Max. Solid (mm²)		
Max. Stranded (mm²)		
General Data		
Stripping length (mm)		
Insulation material		
T / W (mm)		
H / H on TS-35 (mm)		
Package		
Part number		**Package**

Rated Data	**UL**	**IEC**
Rated Voltage (V)		
Rated Current (A)		
Rated impulse voltage		
Wire range (AWG/mm²)		
Connection Capacity		
Max. Solid (mm²)		
Max. Stranded (mm²)		
General Data		
Stripping length (mm)		
Insulation material		
T / W (mm)		
H / H on TS-35 (mm)		
Package		
Part number		**Package**

* DP6N-TFVLXX with LED display.

Part number	LED	Voltage
DP6N-TFVL12	with LED light	12V
DP6N-TFVL24	with LED light	24V
DP6N-TFVL48	with LED light	48V

Test Disconnect Terminal Blocks

Test disconnect terminal blocks are designed specifically for the secondary circuit of current transformers. DPTL6 and DPTD6 can be configured with fixed bridges, switch bars and 4mmø test plugs as a simple detection circuit.

Use lever to connect or disconnect the connection of the terminal block, and a 4mmø test probe can be used to check the signal inside the circuit. Less space is required to connect multiple measuring devices or protective relays.

DPT..



DPTD6N		
Rated Data	**UL**	**IEC**
Rated Voltage (V)	600	1000
Rated Current (A)	30	30
Rated impulse voltage		6KV
Wire range (AWG/mm²)	20~8	0.5~6
Connection Capacity		
Max. Solid (mm²)		10
Max. Stranded (mm²)		6
General Data		
Stripping length (mm)	12	
Insulation material	PA	
T / W (mm)	8 / 104.6	
H / H on TS-35 (mm)	48.5 / 50	
Package	50	
Part number		**Package**
DPTD6C		10
DSD01-602N		50
DSD01-603N		50
DSD01-604N		50
DSD01-605N		10
DSD01-610N		10
DSD01-602R		50
DSD01-603R		50
DSD01-604R		50
DPTD-CAP02		50
DPTD-CAP03		50
DPTD-CAP04		50
TM49LW / TM44LW		20
TM-R200 / TM-R100		10
TS-35 TS-35/15		20 10
0.8 x 4 | DNT11-0109		
Page 210~211		



DPTL6N		
Rated Data	**UL**	**IEC**
Rated Voltage (V)	600	1000
Rated Current (A)	30	41
Rated impulse voltage		6KV
Wire range (AWG/mm²)	20~8	0.5~6
Connection Capacity		
Max. Solid (mm²)		10
Max. Stranded (mm²)		6
General Data		
Stripping length (mm)	12	
Insulation material	PA	
T / W (mm)	8 / 104.6	
H / H on TS-35 (mm)	48.5 / 50	
Package	50	
Part number		**Package**
DPTD6C		10
DSD01-602N		50
DSD01-603N		50
DSD01-604N		50
DSD01-605N		10
DSD01-610N		10
TM49LW / TM44LW		20
TM-R200 / TM-R100		10
TS-35 TS-35/15		20 10
0.8 x 4 | DNT11-0109		
Page 210~211		

Rated Data	**UL**	**IEC**
Rated Voltage (V)		
Rated Current (A)		
Rated impulse voltage		
Wire range (AWG/mm²)		
Connection Capacity		
Max. Solid (mm²)		
Max. Stranded (mm²)		
General Data		
Stripping length (mm)		
Insulation material		
T / W (mm)		
H / H on TS-35 (mm)		
Package		
Part number		**Package**

Accessories

End cover

Plug-in bridge
2
3
4
5

Switching jumper
2
3
4

Operating lever
2
3
4

Marking label (Center / Outer)

Continuous flat marking label (Center / Outer)

DIN rail

Tool (mm)

Ferrule

Diode Terminal Blocks

Push-In Design

DPTD series is a diode terminal block that is used for a fast and reliable protection against reversed currents. Although standard products can generally be used in AC applications, a more specific approach is required for DC applications, such as photovoltaic applications.

DPTD6..



DPTD6N-D05		
Rated Data	**UL**	**IEC**
Rated Voltage (V)	600	1000
Rated Current (A)	1.3	1.3
Rated impulse voltage		8KV
Wire range (AWG/mm²)	20~8	0.5~6
Connection Capacity		
Max. Solid (mm²)		10
Max. Stranded (mm²)		6
General Data		
Stripping length (mm)	12	
Insulation material	PA	
T / W (mm)	8 / 104.6	
H / H on TS-35 (mm)	48.5 / 50	
Package	50	
Part number		**Package**
DPTD6C		10
DSD01-602N		50
DSD01-603N		50
DSD01-604N		50
DSD01-605N		10
DSD01-610N		10
0208-T003		
0208-E003		
TM49LW / TM44LW		20
TM-R200 / TM-R100		10
TS-35 TS-35/15		20 10
0.8 x 4 | DNT11-0109		
Page 210~211		



DPTD6N-D06		
Rated Data	**UL**	**IEC**
Rated Voltage (V)	600	1000
Rated Current (A)	1.3	1.3
Rated impulse voltage		8KV
Wire range (AWG/mm²)	20~8	0.5~6
Connection Capacity		
Max. Solid (mm²)		10
Max. Stranded (mm²)		6
General Data		
Stripping length (mm)	12	
Insulation material	PA	
T / W (mm)	8 / 104.6	
H / H on TS-35 (mm)	48.5 / 50	
Package	50	
Part number		**Package**
DPTD6C		10
DSD01-602N		50
DSD01-603N		50
DSD01-604N		50
DSD01-605N		10
DSD01-610N		10
0208-T003		
0208-E003		
TM49LW / TM44LW		20
TM-R200 / TM-R100		10
TS-35 TS-35/15		20 10
0.8 x 4 | DNT11-0109		
Page 210~211		

Rated Data	**UL**	**IEC**
Rated Voltage (V)		
Rated Current (A)		
Rated impulse voltage		
Wire range (AWG/mm²)		
Connection Capacity		
Max. Solid (mm²)		
Max. Stranded (mm²)		
General Data		
Stripping length (mm)		
Insulation material		
T / W (mm)		
H / H on TS-35 (mm)		
Package		
Part number		**Package**

Accessories

End cover

Plug-in bridge
2
3
4
5
10

Test plug

Spacer

Marking label (Center / Outer)

Continuous flat marking label (Center / Outer)

DIN rail

Tool (mm)

Ferrule

Spring Clamp Connection Terminal Blocks

- The spring clamp connection terminal block provides instant wiring and is designed to fully comply with the safety standards of UL1059, IEC60947-7-1 and IEC60947-7-2. The quality of the product is consistent and provides stable wiring connection performance.

- Excellent conductor material and design makes electrical performance meet the requirements of low resistance and high conductivity.

- With Dinkle's excellent material selection and design capabilities, the application is robust and durable even in vibration environment.

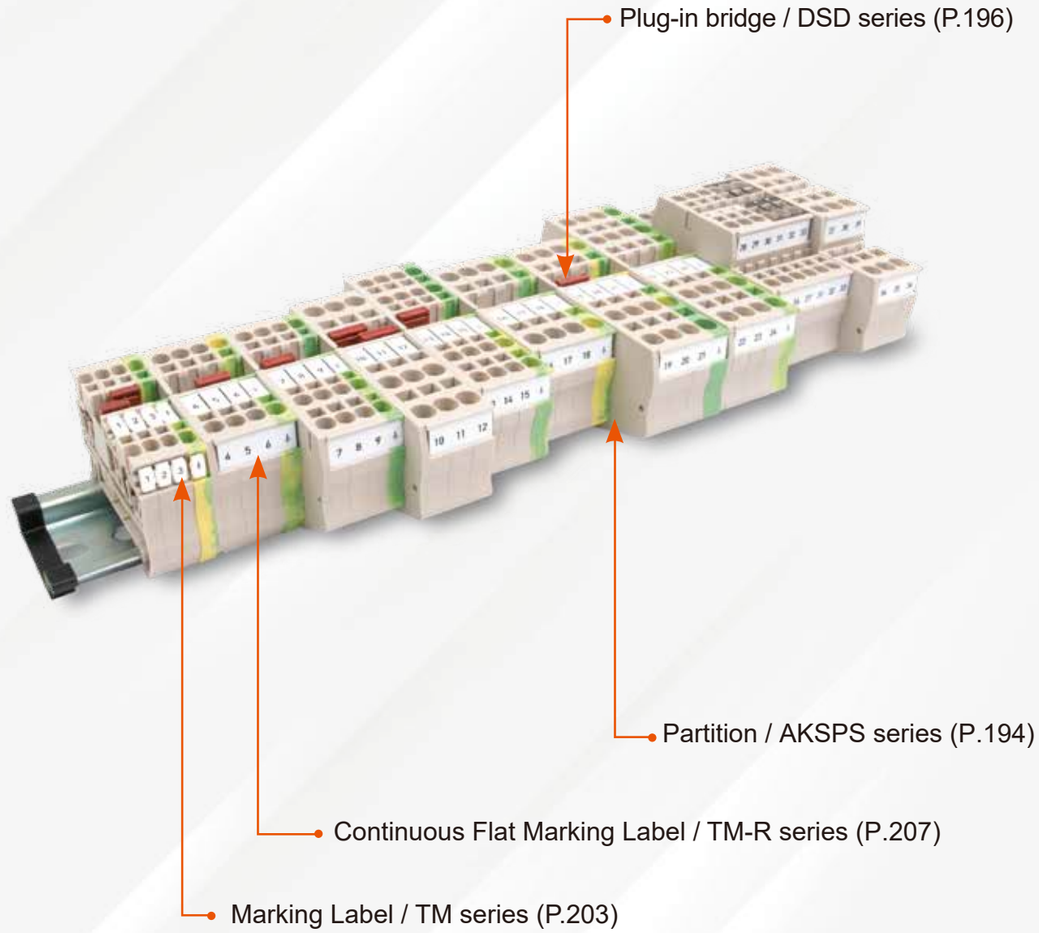

Feed-through Terminal Blocks

AK series is a 2 ports terminal block. Spring clamp structure offer quick wiring and the high quality conductors fit the low resistance requirement.

With plug-in bridge, AK series can connect two or more terminal blocks in parallel. Marking labels are compatible for clear identification.

AK ..



AK1.5

Rated Data		UL	IEC
Rated Voltage	(V)	600	630
Rated Current	(A)	15	17.5
Rated impulse voltage			8KV
Wire range	(AWG/mm²)	30~14	0.14~1.5
Connection Capacity			
Max. Solid	(mm²)		1.5
Max. Stranded	(mm²)		1.5
General Data			
Stripping length	(mm)	10	
Insulation material		PA	
T / W	(mm)	4.2 / 49	
H / H on TS-35	(mm)	35 / 36.5	
Package		100	

Color	Part number	Package
■	AK1.5-RD	100
■	AK1.5-BL	100

Part number	Package
AK2.5C	50
AKSPS-001-OR	10
DSD01-1.502N DSD01-1.503N DSD01-1.504N DSD01-1.505N DSD01-1.510N DSD01-1.520N	50 50 50 10 10 10
MKG-001 / MKG-002	20
TM46LW / TM41LW	20
TM-R200 / TM-R100	10
TS-35 TS-35/15	20 10
0.4 x 2.5 | DNT11-0102	



AK2.5

Rated Data		UL	IEC
Rated Voltage	(V)	600	800
Rated Current	(A)	20	24
Rated impulse voltage			8KV
Wire range	(AWG/mm²)	30~12	0.2~2.5
Connection Capacity			
Max. Solid	(mm²)		2.5
Max. Stranded	(mm²)		2.5
General Data			
Stripping length	(mm)	10	
Insulation material		PA	
T / W	(mm)	5.1 / 49	
H / H on TS-35	(mm)	35 / 36.5	
Package		100	

Color	Part number	Package
■	AK2.5-RD	100
■	AK2.5-BL	100

Part number	Package
AK2.5C	50
AKSPS-001-OR	10
DSD01-2.502N DSD01-2.503N DSD01-2.504N DSD01-2.505N DSD01-2.510N DSD01-2.520N	50 50 50 10 10 10
DSD06-2.5500T	1
MKG-003 / MKG-004	20
TM57HW / TM52HW	20
TM-R200 / TM-R100	10
TS-35 TS-35/15	20 10
0.6 x 3.5 | DNT11-0107	

* Using DSD06-2.5500T Plug-in bridge, the rated current will drop to 17.5A



AK4

Rated Data		UL	IEC
Rated Voltage	(V)	600	800
Rated Current	(A)	25	32
Rated impulse voltage			8KV
Wire range	(AWG/mm²)	28~10	0.2~4
Connection Capacity			
Max. Solid	(mm²)		4
Max. Stranded	(mm²)		4
General Data			
Stripping length	(mm)	10	
Insulation material		PA	
T / W	(mm)	6.1 / 57	
H / H on TS-35	(mm)	35 / 36.5	
Package		100	

Color	Part number	Package
■	AK4-RD	100
■	AK4-BL	100

Part number	Package
AK4C	50
	10
DSD01-402N DSD01-403N DSD01-404N DSD01-405N DSD01-410N DSD01-420N	50 50 50 10 10 10
MKG-003 / MKG-004	20
TM58HW / TM53HW	20
TM-R200 / TM-R100	10
TS-35 TS-35/15	20 10
0.6 x 3.5 | DNT11-0107	

Accessories

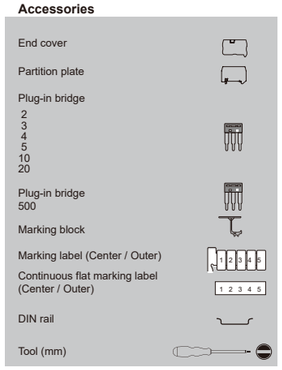

Feed-through Terminal Blocks



AK6

Rated Data		UL	IEC
Rated Voltage	(V)	600	800
Rated Current	(A)	35	41
Rated impulse voltage			8KV
Wire range	(AWG/mm²)	24~8	0.5~6
Connection Capacity			
Max. Solid	(mm²)		6
Max. Stranded	(mm²)		6
General Data			
Stripping length	(mm)	12	
Insulation material		PA	
T / W	(mm)	8 / 69.5	
H / H on TS-35	(mm)	42 / 43.5	
Package		50	

Color	Part number	Package
■	AK6-RD	50
■	AK6-BL	50

Part number	Package
AK6C	50
AKSPS-002-OR	10
DSD01-602N DSD01-603N DSD01-604N DSD01-605N DSD01-610N	50 50 50 10 10
TM49LW / TM44LW	20
TM-R200 / TM-R100	10
TS-35 TS-35/15	20 10
0.8 x 4 | DNT11-0109	



AK10

Rated Data		UL	IEC
Rated Voltage	(V)	600	800
Rated Current	(A)	51	57
Rated impulse voltage			8KV
Wire range	(AWG/mm²)	24~6	1.5~10
Connection Capacity			
Max. Solid	(mm²)		10
Max. Stranded	(mm²)		10
General Data			
Stripping length	(mm)	18	
Insulation material		PA	
T / W	(mm)	10 / 71.1	
H / H on TS-35	(mm)	49.3 / 50.1	
Package		50	

Color	Part number	Package
■	AK10-RD	50
■	AK10-BL	50

Part number	Package
AK10C	50
DSD01-1002N DSD01-1003N DSD01-1004N DSD01-1005N	50 50 50 10
TM50LW / TM45LW	20
TM-R200 / TM-R100	10
TS-35 TS-35/15	20 10
1.0 x 5.5 | DNT11-0111	



AK16

Rated Data		UL	IEC
Rated Voltage	(V)	600	800
Rated Current	(A)	66	76
Rated impulse voltage			8KV
Wire range	(AWG/mm²)	24~4	1.5~16
Connection Capacity			
Max. Solid	(mm²)		16
Max. Stranded	(mm²)		16
General Data			
Stripping length	(mm)	18	
Insulation material		PA	
T / W	(mm)	12 / 80.2	
H / H on TS-35	(mm)	50.4 / 51.2	
Package		50	

Color	Part number	Package
■	AK16-RD	50
■	AK16-BL	50

Part number	Package
AK16C	10
DSD01-1602N	10
TM50LW / TM45LW	20
TM-R200 / TM-R100	10
TS-35 TS-35/15	20 10
1.0 x 5.5 | DNT11-0111	

AK35

Rated Data		UL	IEC
Rated Voltage	(V)	600	1000
Rated Current	(A)	105	125
Rated impulse voltage			8KV
Wire range	(AWG/mm²)	14~2	2.5~35
Connection Capacity			
Max. Solid	(mm²)		35
Max. Stranded	(mm²)		35
General Data			
Stripping length	(mm)	25	
Insulation material		PA	
T / W	(mm)	16 / 99.6	
H / H on TS-35	(mm)	58.4 / 59.2	
Package		20	

Color	Part number	Package
■	AK35-RD	20
■	AK35-BL	20

Part number	Package
DSD01-3502N	10
TM50LW / TM45LW	20
TM-R200 / TM-R100	10
TS-35 TS-35/15	20 10
1.0 x 5.5 | DNT11-0111	

Feed-through 3-Conductor Terminal Blocks



AK..-TN series is a 3 ports terminal block. Spring clamp structure offer quick wiring and the high quality conductors fit the low resistance requirement.

With plug-in bridge, AK..-TN series can connect two or more terminal blocks in parallel. Marking labels are compatible for clear identification.

AK ..-TN



AK1.5-TN		
Rated Data	**UL**	**IEC**
Rated Voltage (V)	600	630
Rated Current (A)	15	17.5
Rated impulse voltage		8KV
Wire range (AWG/mm²)	30~14	0.14~1.5
Connection Capacity		
Max. Solid (mm²)		1.5
Max. Stranded (mm²)		1.5
General Data		
Stripping length (mm)	10	
Insulation material	PA	
T / W (mm)	4.2 / 60.8	
H / H on TS-35 (mm)	35 / 36.5	
Package	100	

Color	Part number	Package
■	AK1.5-TN-RD	100
■	AK1.5-TN-BL	100

Part number	Package
AK2.5C-TN	20
AKSPS-003-OR	10
DSD01-1.502N DSD01-1.503N DSD01-1.504N DSD01-1.505N DSD01-1.510N DSD01-1.520N	50 50 50 10 10 10
MKG-001 / MKG-002	20
TM46LW / TM41LW	20
TM-R200 / TM-R100	10
TS-35 TS-35/15	20 10
0.4 x 2.5 | DNT11-0102	



AK2.5-TN		
Rated Data	**UL**	**IEC**
Rated Voltage (V)	600	800
Rated Current (A)	20	24
Rated impulse voltage		8KV
Wire range (AWG/mm²)	30~12	0.2~2.5
Connection Capacity		
Max. Solid (mm²)		2.5
Max. Stranded (mm²)		2.5
General Data		
Stripping length (mm)	10	
Insulation material	PA	
T / W (mm)	5.1 / 60.8	
H / H on TS-35 (mm)	35 / 36.5	
Package	100	

Color	Part number	Package
■	AK2.5-TN-RD	100
■	AK2.5-TN-BL	100

Part number	Package
AK2.5C-TN	20
AKSPS-003-OR	10
DSD01-2.502N DSD01-2.503N DSD01-2.504N DSD01-2.505N DSD01-2.510N DSD01-2.520N	50 50 50 10 10 10
DSD06-2.5500T	1
MKG-003 / MKG-004	20
TM57HW / TM52HW	20
TM-R200 / TM-R100	10
TS-35 TS-35/15	20 10
0.6 x 3.5 | DNT11-0107	



AK4-TN		
Rated Data	**UL**	**IEC**
Rated Voltage (V)	600	800
Rated Current (A)	25	32
Rated impulse voltage		8KV
Wire range (AWG/mm²)	28~10	0.2~4
Connection Capacity		
Max. Solid (mm²)		4
Max. Stranded (mm²)		4
General Data		
Stripping length (mm)	10	
Insulation material	PA	
T / W (mm)	6 .1 / 72.5	
H / H on TS-35 (mm)	35 / 36.5	
Package	100	

Color	Part number	Package
■	AK4-TN-RD	100
■	AK4-TN-BL	100

Part number	Package
AK4C-TN	20
AKSPS-003-OR	10
DSD01-402N DSD01-403N DSD01-404N DSD01-405N DSD01-410N DSD01-420N	50 50 50 10 10 10
MKG-003 / MKG-004	20
TM58HW / TM53HW	20
TM-R200 / TM-R100	10
TS-35 TS-35/15	20 10
0.6 x 3.5 | DNT11-0107	

* Using DSD06-2.5500T Plug-in bridge, the rated current will drop to 17.5A

Accessories

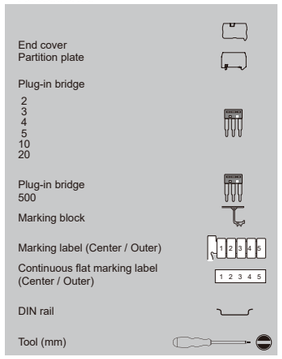

Feed-through 3-Conductor Terminal Blocks



AK6-TN		
Rated Data	**UL**	**IEC**
Rated Voltage (V)	600	800
Rated Current (A)	35	41
Rated impulse voltage		8KV
Wire range (AWG/mm²)	24~8	0.5~6
Connection Capacity		
Max. Solid (mm²)		6
Max. Stranded (mm²)		6
General Data		
Stripping length (mm)	12	
Insulation material	PA	
T / W (mm)	8 / 90.5	
H / H on TS-35 (mm)	42 / 43.5	
Package	50	

Color	Part number	Package
■	AK6-TN-RD	50
■	AK6-TN-BL	50

Part number	Package
AK6C-TN	20
DSD01-602N DSD01-603N DSD01-604N DSD01-605N DSD01-610N	50 50 50 10 10
TM49LW / TM44LW	20
TM-R200 / TM-R100	10
TS-35 TS-35/15	20 10
0.8 x 4 | DNT11-0109	



AK10-TN		
Rated Data	**UL**	**IEC**
Rated Voltage (V)	600	800
Rated Current (A)	40	57
Rated impulse voltage		8KV
Wire range (AWG/mm²)	24~6	1.5~10
Connection Capacity		
Max. Solid (mm²)		10
Max. Stranded (mm²)		10
General Data		
Stripping length (mm)	18	
Insulation material	PA	
T / W (mm)	10 / 96.8	
H / H on TS-35 (mm)	49.3 / 50.1	
Package	50	

Color	Part number	Package
■	AK10-TN-RD	50
■	AK10-TN-BL	50

Part number	Package
AK10C-TN	10
DSD01-1002N DSD01-1003N DSD01-1004N DSD01-1005N	50 50 50 10
TM50LW / TM45LW	20
TM-R200 / TM-R100	10
TS-35 TS-35/15	20 10
1.0 x 5.5 | DNT11-0111	



AK16-TN		
Rated Data	**UL**	**IEC**
Rated Voltage (V)	600	800
Rated Current (A)	66	76
Rated impulse voltage		8KV
Wire range (AWG/mm²)	16~4	1.5~16
Connection Capacity		
Max. Solid (mm²)		16
Max. Stranded (mm²)		16
General Data		
Stripping length (mm)	18	
Insulation material	PA	
T / W (mm)	12 / 108.2	
H / H on TS-35 (mm)	50.4 / 51.2	
Package	20	

Color	Part number	Package
■	AK16-TN-RD	20
■	AK16-TN-BL	20

Part number	Package
AK16C-TN	10
DSD01-1602N	50
TM50LW / TM45LW	20
TM-R200 / TM-R100	10
TS-35 TS-35/15	20 10
1.0 x 5.5 | DNT11-0111	

Rated Data	**UL** / **IEC**
Rated Voltage (V)	
Rated Current (A)	
Rated impulse voltage	
Wire range (AWG/mm²)	
Connection Capacity	
Max. Solid (mm²)	
Max. Stranded (mm²)	
General Data	
Stripping length (mm)	
Insulation material	
T / W (mm)	
H / H on TS-35 (mm)	
Package	

Color	Part number	Package

Part number	Package

Feed-through 4-Conductor Terminal Blocks

AK..-TR series is a 4 ports terminal block. Spring clamp structure offer quick wiring and the high quality conductors fit the low resistance requirement.

With plug-in bridge, AK..-TR series can connect two or more terminal blocks in parallel. Marking labels are compatible for clear identification.

AK ..-TR



AK1.5-TR		
Rated Data	**UL**	**IEC**
Rated Voltage (V)	600	630
Rated Current (A)	14	17.5
Rated impulse voltage		8KV
Wire range (AWG/mm²)	30~14	0.14~1.5
Connection Capacity		
Max. Solid (mm²)		1.5
Max. Stranded (mm²)		1.5
General Data		
Stripping length (mm)	10	
Insulation material	PA	
T / W (mm)	4.2 / 72.6	
H / H on TS-35 (mm)	35 / 36.5	
Package	100	

Color	Part number	Package
■	AK1.5-TR-RD	100
■	AK1.5-TR-BL	100

Part number	Package
AK2.5C-TR	20
AKSPS-004-OR	10
DSD01-1.502N DSD01-1.503N DSD01-1.504N DSD01-1.505N DSD01-1.510N DSD01-1.520N	50 50 50 10 10 10
MKG-001 / MKG-002	20
TM46LW / TM41LW	20
TM-R200 / TM-R100	10
TS-35 TS-35/15	20 10
0.4 x 2.5 | DNT11-0102	



AK2.5-TR		
Rated Data	**UL**	**IEC**
Rated Voltage (V)	600	800
Rated Current (A)	18	24
Rated impulse voltage		8KV
Wire range (AWG/mm²)	30~12	0.2~2.5
Connection Capacity		
Max. Solid (mm²)		2.5
Max. Stranded (mm²)		2.5
General Data		
Stripping length (mm)	10	
Insulation material	PA	
T / W (mm)	5.1 / 72.6	
H / H on TS-35 (mm)	35 / 36.5	
Package	50	

Color	Part number	Package
■	AK2.5-TR-RD	50
■	AK2.5-TR-BL	50

Part number	Package
AK2.5C-TR	20
AKSPS-004-OR	10
DSD01-2.502N DSD01-2.503N DSD01-2.504N DSD01-2.505N DSD01-2.510N DSD01-2.520N	50 50 50 10 10 10
DSD06-2.5500T	1
MKG-003 / MKG-004	20
TM57HW / TM52HW	20
TM-R200 / TM-R100	10
TS-35 TS-35/15	20 10
0.6 x 3.5 | DNT11-0107	



AK4-TR		
Rated Data	**UL**	**IEC**
Rated Voltage (V)	600	800
Rated Current (A)	23	32
Rated impulse voltage		8KV
Wire range (AWG/mm²)	28~10	0.2~4
Connection Capacity		
Max. Solid (mm²)		4
Max. Stranded (mm²)		4
General Data		
Stripping length (mm)	10	
Insulation material	PA	
T / W (mm)	6.1 / 88	
H / H on TS-35 (mm)	35 / 36.5	
Package	50	

Color	Part number	Package
■	AK4-TR-RD	50
■	AK4-TR-BL	50

Part number	Package
AK4C-TR	20
AKSPS-005-OR	10
DSD01-402N DSD01-403N DSD01-404N DSD01-405N DSD01-410N DSD01-420N	50 50 50 10 10 10
MKG-003 / MKG-004	20
TM58HW / TM53HW	20
TM-R200 / TM-R100	10
TS-35 TS-35/15	20 10
0.6 x 3.5 | DNT11-0107	

* Using DSD06-2.5500T Plug-in bridge, the rated current will drop to 17.5A

Accessories

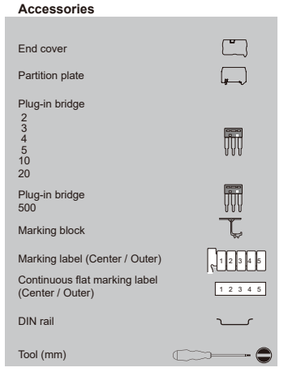

Feed-through 4-Conductor Terminal Blocks



AK6-TR		
Rated Data	**UL**	**IEC**
Rated Voltage (V)	600	800
Rated Current (A)	36	41
Rated impulse voltage		8KV
Wire range (AWG/mm²)	24~8	0.5~6
Connection Capacity		
Max. Solid (mm²)		6
Max. Stranded (mm²)		6
General Data		
Stripping length (mm)	12	
Insulation material	PA	
T / W (mm)	8 / 111.5	
H / H on TS-35 (mm)	42 / 43.5	
Package	50	

Color	Part number	Package
■	AK6-TR-RD	50
■	AK6-TR-BL	50

Part number	Package
AK6C-TR	10
DSD01-602N DSD01-603N DSD01-604N DSD01-605N DSD01-610N	50 50 50 10 10
TM49LW / TM44LW	20
TM-R200 / TM-R100	10
TS-35 TS-35/15	20 10
0.8 x 4 | DNT11-0109	

Rated Data	**UL**	**IEC**
Rated Voltage (V)		
Rated Current (A)		
Rated impulse voltage		
Wire range (AWG/mm²)		
Connection Capacity		
Max. Solid (mm²)		
Max. Stranded (mm²)		
General Data		
Stripping length (mm)		
Insulation material		
T / W (mm)		
H / H on TS-35 (mm)		
Package		

Color	Part number	Package

Part number	Package

Rated Data	**UL**	**IEC**
Rated Voltage (V)		
Rated Current (A)		
Rated impulse voltage		
Wire range (AWG/mm²)		
Connection Capacity		
Max. Solid (mm²)		
Max. Stranded (mm²)		
General Data		
Stripping length (mm)		
Insulation material		
T / W (mm)		
H / H on TS-35 (mm)		
Package		

Color	Part number	Package

Part number	Package

Rated Data	**UL**	**IEC**
Rated Voltage (V)		
Rated Current (A)		
Rated impulse voltage		
Wire range (AWG/mm²)		
Connection Capacity		
Max. Solid (mm²)		
Max. Stranded (mm²)		
General Data		
Stripping length (mm)		
Insulation material		
T / W (mm)		
H / H on TS-35 (mm)		
Package		

Color	Part number	Package

Part number	Package

Feed-through Grounding Terminal Blocks

AK..-PE is a grounding terminal block with the same dimensions as the AK series, and fully compliant with UL 1059 and IEC 60947-7-2. This series supports both the mechanical and the electrical functions of a PCTB by using it as a ground (PE) busbar.

AK ..-PE

Accessories

End cover

Marking block

Marking label (Center / Outer)

Continuous flat marking label (Center / Outer)

DIN rail

Tool (mm)



AK1.5-PE		
Rated Data	**UL**	**IEC**
Rated Voltage (V)	600	630
Rated Current (A)		
Rated impulse voltage		8KV
Wire range (AWG/mm²)	30~14	0.14~1.5
Connection Capacity		
Max. Solid (mm²)		1.5
Max. Stranded (mm²)		1.5
General Data		
Stripping length (mm)	10	
Insulation material	PA	
T / W (mm)	4.2 / 49	
H / H on TS-35 (mm)	35 / 36.5	
Package	100	

Part number	Package
AK2.5C	50
MKG-001 / MKG-002	20
TM46LW / TM41LW	20
TM-R200 / TM-R100	10
TS-35 TS-35/15	20 10
0.4 x 2.5 | DNT11-0102	



AK2.5-PE		
Rated Data	**UL**	**IEC**
Rated Voltage (V)	600	800
Rated Current (A)		
Rated impulse voltage		8KV
Wire range (AWG/mm²)	30~12	0.2~2.5
Connection Capacity		
Max. Solid (mm²)		2.5
Max. Stranded (mm²)		2.5
General Data		
Stripping length (mm)	10	
Insulation material	PA	
T / W (mm)	5.1 / 49	
H / H on TS-35 (mm)	35 / 36.5	
Package	100	

Part number	Package
AK2.5C	50
MKG-003 / MKG-004	20
TM57HW / TM52HW	20
TM-R200 / TM-R100	10
TS-35 TS-35/15	20 10
0.6 x 3.5 | DNT11-0107	



AK4-PE		
Rated Data	**UL**	**IEC**
Rated Voltage (V)	600	800
Rated Current (A)		
Rated impulse voltage		8KV
Wire range (AWG/mm²)	28~10	0.2~4
Connection Capacity		
Max. Solid (mm²)		4
Max. Stranded (mm²)		4
General Data		
Stripping length (mm)	10	
Insulation material	PA	
T / W (mm)	6.1 / 57	
H / H on TS-35 (mm)	35.5 / 36.5	
Package	50	

Part number	Package
AK4C	50
MKG-003 / MKG-004	20
TM58HW / TM53HW	20
TM-R200 / TM-R100	10
TS-35 TS-35/15	20 10
0.6 x 3.5 | DNT11-0107	

Feed-through Grounding Terminal Blocks



AK6-PE		
Rated Data	**UL**	**IEC**
Rated Voltage (V)	600	800
Rated Current (A)		
Rated impulse voltage		8KV
Wire range (AWG/mm²)	24~8	0.5~6
Connection Capacity		
Max. Solid (mm²)		6
Max. Stranded (mm²)		6
General Data		
Stripping length (mm)	12	
Insulation material	PA	
T / W (mm)	8 / 69.8	
H / H on TS-35 (mm)	42 / 43.5	
Package	50	

Part number	Package
AK6C	50
TM49LW / TM44LW	20
TM-R200 / TM-R100	10
TS-35 TS-35/15	20 10
1.0 x 5.5 | DNT11-0111	



AK10-PE		
Rated Data	**UL**	**IEC**
Rated Voltage (V)	600	800
Rated Current (A)		
Rated impulse voltage		8KV
Wire range (AWG/mm²)	24~6	1.5~10
Connection Capacity		
Max. Solid (mm²)		10
Max. Stranded (mm²)		10
General Data		
Stripping length (mm)	18	
Insulation material	PA	
T / W (mm)	10 / 71.1	
H / H on TS-35 (mm)	49.3 / 50.1	
Package	50	

Part number	Package
AK10C	50
TM50LW / TM45LW	20
TM-R200 / TM-R100	10
TS-35 TS-35/15	20 10
1.0 x 5.5 | DNT11-0111	



AK16-PE		
Rated Data	**UL**	**IEC**
Rated Voltage (V)	600	800
Rated Current (A)		
Rated impulse voltage		8KV
Wire range (AWG/mm²)	24~4	1.5~16
Connection Capacity		
Max. Solid (mm²)		16
Max. Stranded (mm²)		16
General Data		
Stripping length (mm)	18	
Insulation material	PA	
T / W (mm)	12 / 80.2	
H / H on TS-35 (mm)	50.4 / 51.6	
Package	50	

Part number	Package
AK16C	10
TM50LW / TM45LW	20
TM-R200 / TM-R100	10
TS-35 TS-35/15	20 10
1.0 x 5.5 | DNT11-0111	

Rated Data	**UL**	**IEC**
Rated Voltage (V)		
Rated Current (A)		
Rated impulse voltage		
Wire range (AWG/mm²)		
Connection Capacity		
Max. Solid (mm²)		
Max. Stranded (mm²)		
General Data		
Stripping length (mm)		
Insulation material		
T / W (mm)		
H / H on TS-35 (mm)		
Package		

Part number	Package

3-Conductor Grounding Terminal Blocks

AK..-TN-PE is a grounding terminal block with the same dimensions as the AK series, and fully compliant with UL 1059 and IEC 60947-7-2. This series supports both the mechanical and the electrical functions of a PCTB by using it as a ground (PE) busbar.

AK ..-TN-PE

Accessories

End cover

Marking block

Marking label (Center / Outer)

Continuous flat marking label (Center / Outer)

DIN rail

Tool (mm)



AK1.5-TN-PE

Rated Data		UL	IEC
Rated Voltage	(V)	600	630
Rated Current	(A)		
Rated impulse voltage			8KV
Wire range	(AWG/mm²)	30~14	0.14~1.5
Connection Capacity			
Max. Solid	(mm²)		1.5
Max. Stranded	(mm²)		1.5
General Data			
Stripping length	(mm)	10	
Insulation material		PA	
T / W	(mm)	4.2 / 60.8	
H / H on TS-35	(mm)	35 / 36.5	
Package		50	

Part number	Package
AK2.5C-TN	20
MKG-001 / MKG-002	20
TM46LW / TM41LW	20
TM-R200 / TM-R100	10
TS-35 TS-35/15	20 10
0.4 x 2.5 | DNT11-0102	



AK2.5-TN-PE

Rated Data		UL	IEC
Rated Voltage	(V)	600	800
Rated Current	(A)		
Rated impulse voltage			8KV
Wire range	(AWG/mm²)	30~12	0.2~2.5
Connection Capacity			
Max. Solid	(mm²)		2.5
Max. Stranded	(mm²)		2.5
General Data			
Stripping length	(mm)	10	
Insulation material		PA	
T / W	(mm)	5.1 / 60.8	
H / H on TS-35	(mm)	35 / 36.5	
Package		50	

Part number	Package
AK2.5C-TN	20
MKG-003 / MKG-004	20
TM57HW / TM52HW	20
TM-R200 / TM-R100	10
TS-35 TS-35/15	20 10
0.6 x 3.5 | DNT11-0107	



AK4-TN-PE

Rated Data		UL	IEC
Rated Voltage	(V)	600	800
Rated Current	(A)		
Rated impulse voltage			8KV
Wire range	(AWG/mm²)	28~10	0.2~4
Connection Capacity			
Max. Solid	(mm²)		4
Max. Stranded	(mm²)		4
General Data			
Stripping length	(mm)	10	
Insulation material		PA	
T / W	(mm)	6.1 / 72.5	
H / H on TS-35	(mm)	35 / 36.5	
Package		50	

Part number	Package
AK4C-TN	20
MKG-003 / MKG-004	20
TM58HW / TM53HW	20
TM-R200 / TM-R100	10
TS-35 TS-35/15	20 10
0.6 x 3.5 | DNT11-0107	

3-Conductor Grounding Terminal Blocks



AK6-TN-PE

Rated Data		UL	IEC
Rated Voltage	(V)	600	800
Rated Current	(A)		
Rated impulse voltage			8KV
Wire range	(AWG/mm²)	24~8	0.5~6
Connection Capacity			
Max. Solid	(mm²)		6
Max. Stranded	(mm²)		6
General Data			
Stripping length	(mm)	12	
Insulation material		PA	
T / W	(mm)	8 / 90.8	
H / H on TS-35	(mm)	42 / 43.5	
Package		50	

Part number	Package
AK6C-TN	20
TM49LW / TM44LW	20
TM-R200 / TM-R100	10
TS-35 TS-35/15	20 10
1.0 x 5.5 | DNT11-0111	



AK10-TN-PE

Rated Data		UL	IEC
Rated Voltage	(V)	600	800
Rated Current	(A)		
Rated impulse voltage			8KV
Wire range	(AWG/mm²)	24~6	1.5~10
Connection Capacity			
Max. Solid	(mm²)		10
Max. Stranded	(mm²)		10
General Data			
Stripping length	(mm)	18	
Insulation material		PA	
T / W	(mm)	10 / 96.8	
H / H on TS-35	(mm)	49.3 / 50.1	
Package		50	

Part number	Package
AK10C-TN	10
TM50LW / TM45LW	20
TM-R200 / TM-R100	10
TS-35 TS-35/15	20 10
1.0 x 5.5 | DNT11-0111	

Rated Data

		UL	IEC
Rated Voltage	(V)		
Rated Current	(A)		
Rated impulse voltage			
Wire range	(AWG/mm²)		
Connection Capacity			
Max. Solid	(mm²)		
Max. Stranded	(mm²)		
General Data			
Stripping length	(mm)		
Insulation material			
T / W	(mm)		
H / H on TS-35	(mm)		
Package			

Part number	Package

Rated Data

		UL	IEC
Rated Voltage	(V)		
Rated Current	(A)		
Rated impulse voltage			
Wire range	(AWG/mm²)		
Connection Capacity			
Max. Solid	(mm²)		
Max. Stranded	(mm²)		
General Data			
Stripping length	(mm)		
Insulation material			
T / W	(mm)		
H / H on TS-35	(mm)		
Package			

Part number	Package

4-Conductor Grounding Terminal Blocks

AK..-TR-PE is a grounding terminal block with the same dimensions as the AK series, and fully compliant with UL 1059 and IEC 60947-7-2. This series supports both the mechanical and the electrical functions of a PCTB by using it as a ground (PE) busbar.

AK ..-TR-PE

Accessories

End cover

Marking block

Marking label (Center / Outer)

Continuous flat marking label (Center / Outer)

DIN rail

Tool (mm)



AK1.5-TR-PE		
Rated Data	**UL**	**IEC**
Rated Voltage (V)	600	630
Rated Current (A)		
Rated impulse voltage		8KV
Wire range (AWG/mm²)	30~14	0.14~1.5
Connection Capacity		
Max. Solid (mm²)		1.5
Max. Stranded (mm²)		1.5
General Data		
Stripping length (mm)	10	
Insulation material	PA	
T / W (mm)	4.2 / 72.6	
H / H on TS-35 (mm)	35 / 36.5	
Package	100	

Part number	Package
AK2.5C-TR	20
MKG-001 / MKG-002	20
TM46LW / TM41LW	20
TM-R200 / TM-R100	10
TS-35 TS-35/15	20 10
0.4 x 2.5 | DNT11-0102	



AK2.5-TR-PE		
Rated Data	**UL**	**IEC**
Rated Voltage (V)	600	800
Rated Current (A)		
Rated impulse voltage		8KV
Wire range (AWG/mm²)	30~12	0.2~2.5
Connection Capacity		
Max. Solid (mm²)		2.5
Max. Stranded (mm²)		2.5
General Data		
Stripping length (mm)	10	
Insulation material	PA	
T / W (mm)	5.1 / 72.6	
H / H on TS-35 (mm)	35 / 36.5	
Package	50	

Part number	Package
AK2.5C-TR	20
MKG-003 / MKG-004	20
TM57HW / TM52HW	20
TM-R200 / TM-R100	10
TS-35 TS-35/15	20 10
0.6 x 3.5 | DNT11-0107	



AK4-TR-PE		
Rated Data	**UL**	**IEC**
Rated Voltage (V)	600	800
Rated Current (A)		
Rated impulse voltage		8KV
Wire range (AWG/mm²)	28~10	0.2~4
Connection Capacity		
Max. Solid (mm²)		4
Max. Stranded (mm²)		4
General Data		
Stripping length (mm)	10	
Insulation material	PA	
T / W (mm)	6.1 / 88	
H / H on TS-35 (mm)	35 / 36.5	
Package	50	

Part number	Package
AK4C-TR	20
MKG-003 / MKG-004	20
TM58HW / TM53HW	20
TM-R200 / TM-R100	10
TS-35 TS-35/15	20 10
0.6 x 3.5 | DNT11-0107	

4-Conductor Grounding Terminal Blocks

AK6-TR-PE		
Rated Data	**UL**	**IEC**
Rated Voltage (V)	600	800
Rated Current (A)		
Rated impulse voltage		8KV
Wire range (AWG/mm²)	24~8	0.5~6
Connection Capacity		
Max. Solid (mm²)		6
Max. Stranded (mm²)		6
General Data		
Stripping length (mm)	12	
Insulation material	PA	
T / W (mm)	8 / 111.8	
H / H on TS-35 (mm)	42 / 43.5	
Package	50	

Part number	Package
AK6C-TR	10
TM49LW / TM44LW	20
TM-R200 / TM-R100	10
TS-35 TS-35/15	20 10
0.6 x 3.5 | DNT11-0107	

Rated Data	**UL**	**IEC**
Rated Voltage (V)		
Rated Current (A)		
Rated impulse voltage		
Wire range (AWG/mm²)		
Connection Capacity		
Max. Solid (mm²)		
Max. Stranded (mm²)		
General Data		
Stripping length (mm)		
Insulation material		
T / W (mm)		
H / H on TS-35 (mm)		
Package		

Part number	Package

Rated Data	**UL**	**IEC**
Rated Voltage (V)		
Rated Current (A)		
Rated impulse voltage		
Wire range (AWG/mm²)		
Connection Capacity		
Max. Solid (mm²)		
Max. Stranded (mm²)		
General Data		
Stripping length (mm)		
Insulation material		
T / W (mm)		
H / H on TS-35 (mm)		
Package		

Part number	Package

Rated Data	**UL**	**IEC**
Rated Voltage (V)		
Rated Current (A)		
Rated impulse voltage		
Wire range (AWG/mm²)		
Connection Capacity		
Max. Solid (mm²)		
Max. Stranded (mm²)		
General Data		
Stripping length (mm)		
Insulation material		
T / W (mm)		
H / H on TS-35 (mm)		
Package		

Part number	Package

Bi-Level Terminal Blocks



Compact double levels design for high connection density



Easy-fast wiring

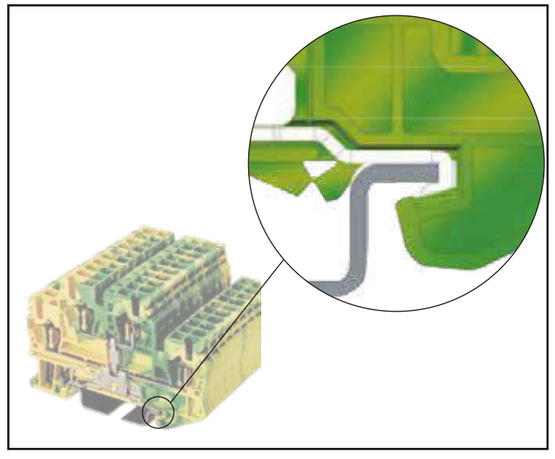

Support Grounding

AKK is a double-layer design, with each layer connecting independently. This reduces the installation space requirement by 50%. Each layer can be further bridged in parallel and labeled for identifcation.

This series supports both the mechanical and the electrical functions of a PCTB by using it as a ground (PE) busbar.

AKK

Accessories

End cover	
Plug-in bridge 2 3 4 5 10 20	
Plug-in bridge 500	
Marking label	
Continuous flat marking label	
DIN rail	
Tool (mm)	



AKK1.5

Rated Data		UL	IEC
Rated Voltage	(V)	300	630
Rated Current	(A)	15	17.5
Rated impulse voltage			8KV
Wire range	(AWG/mm²)	26~14	0.14~1.5
Connection Capacity			
Max. Solid	(mm²)		1.5
Max. Stranded	(mm²)		1.5
General Data			
Stripping length	(mm)	10	
Insulation material		PA	
T / W	(mm)	4.2 / 68	
H / H on TS-35	(mm)	46 / 47.5	
Package		100	

Color	Part number	Package
■	AKK1.5-RD	100
■	AKK1.5-BL	100
	Part number	**Package**
	AKK2.5C	50
	DSD01-1.502N DSD01-1.503N DSD01-1.504N DSD01-1.505N DSD01-1.510N DSD01-1.520N	50 50 50 10 10 10
	TM41LW	20
	TM-R100	10
	TS-35 TS-35/15	20 10
	0.4 x 2.5 | DNT11-0102	

Bi-Level Terminal Blocks



AKK2.5

Rated Data		UL	IEC
Rated Voltage	(V)	300	630
Rated Current	(A)	20	20
Rated impulse voltage			8KV
Wire range	(AWG/mm²)	30~12	0.2~2.5
Connection Capacity			
Max. Solid	(mm²)		2.5
Max. Stranded	(mm²)		2.5
General Data			
Stripping length	(mm)	10	
Insulation material		PA	
T / W	(mm)	5.1 / 68	
H / H on TS-35	(mm)	46 / 47.5	
Package		100	

Color	Part number	Package
■	AKK2.5-RD	100
■	AKK2.5-BL	100
	Part number	**Package**
	AKK2.5C	50
	DSD01-2.502N DSD01-2.503N DSD01-2.504N DSD01-2.505N DSD01-2.510N DSD01-2.520N	50 50 50 10 10 10
	DSD06-2.5500T	1
	TM52HW	20
	TM-R100	10
	TS-35 TS-35/15	20 10
	0.6 x 3.5 | DNT11-0107	

* Using DSD06-2.5500T Plug-in bridge, the rated current will drop to 17.5A



AKK4

Rated Data		UL	IEC
Rated Voltage	(V)	300	630
Rated Current	(A)	25	28
Rated impulse voltage			8KV
Wire range	(AWG/mm²)	28~10	0.2~4
Connection Capacity			
Max. Solid	(mm²)		4
Max. Stranded	(mm²)		4
General Data			
Stripping length	(mm)	10	
Insulation material		PA	
T / W	(mm)	6.1 / 86	
H / H on TS-35	(mm)	46 / 47.5	
Package		50	

Color	Part number	Package
■	AKK4-RD	50
■	AKK4-BL	50
	Part number	**Package**
	AKK4C	50
	DSD01-402N DSD01-403N DSD01-404N DSD01-405N DSD01-410N DSD01-420N	50 50 50 10 10 10
	TM53HW	20
	TM-R100	10
	TS-35 TS-35/15	20 10
	0.6 x 3.5 | DNT11-0107	



AKK2.5-PV

Rated Data		UL	IEC
Rated Voltage	(V)	300	630
Rated Current	(A)	20	20
Rated impulse voltage			8KV
Wire range	(AWG/mm²)	30~12	0.2~2.5
Connection Capacity			
Max. Solid	(mm²)		2.5
Max. Stranded	(mm²)		2.5
General Data			
Stripping length	(mm)	10	
Insulation material		PA	
T / W	(mm)	5.1 / 68	
H / H on TS-35	(mm)	46 / 47.5	
Package		100	

Color	Part number	Package
■	AKK2.5-PV-RD	100
■	AKK2.5-PV-BL	100
	Part number	**Package**
	AKK2.5C	50
	DSD01-2.502N DSD01-2.503N DSD01-2.504N DSD01-2.505N DSD01-2.510N DSD01-2.520N	50 50 50 10 10 10
	DSD06-2.5500T	1
	TM52HW	20
	TM-R100	10
	TS-35 TS-35/15	20 10
	0.6 x 3.5 | DNT11-0107	

* Using DSD06-2.5500T Plug-in bridge, the rated current will drop to 17.5A



AKK2.5-PE

Rated Data		UL	IEC
Rated Voltage	(V)	300	630
Rated Current	(A)		
Rated impulse voltage			8KV
Wire range	(AWG/mm²)	30~12	0.2~2.5
Connection Capacity			
Max. Solid	(mm²)		2.5
Max. Stranded	(mm²)		2.5
General Data			
Stripping length	(mm)	10	
Insulation material		PA	
T / W	(mm)	5.1 / 68	
H / H on TS-35	(mm)	46.5 / 47.5	
Package		100	

Color	Part number	Package
	Part number	**Package**
	AKK2.5C	50
	TM52HW	20
	TM-R100	10
	TS-35 TS-35/15	20 10
	0.4 x 2.5 | DNT11-0102	

Bi-Level Diode Terminal Blocks

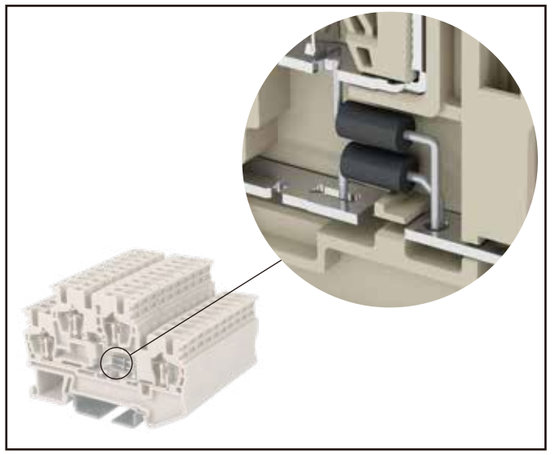

Support electronic component



Easy-fast wiring

AKK2.5-D is a diode terminal block that is used for fast and reliable protection against reversed currents.

Although standard products can generally be used in AC applications, a more specifc approach is required for DC applications, such as photovoltaic applications.

AKK2.5-DXX

Accessories

End cover

Plug-in bridge
2
3
4
5
10
20

Marking label

Continuous flat marking label

DIN rail

Tool (mm)



AKK2.5-D01		
Rated Data	**UL**	**IEC**
Rated Voltage (V)	250	250
Rated Current (A)	0.5	0.5
Voltage Reversal (V)	1000	1000
Rated impulse voltage		8KV
Wire range (AWG/mm^2)	30~12	0.2~2.5
Connection Capacity		
Max. Solid (mm^2)		2.5
Max. Stranded (mm^2)		2.5
General Data		
Stripping length (mm)	10	
Insulation material	PA	
T / W (mm)	5.1 / 68	
H / H on TS-35 (mm)	46 / 47.5	
Package	20	

Part number	Package
AKK2.5C	50
DSD01-2.502N	50
DSD01-2.503N	50
DSD01-2.504N	50
DSD01-2.505N	10
DSD01-2.510N	10
DSD01-2.520N	10
TM52HW	20
TM-R100	10
TS-35	20
TS-35/15	10
0.6 x 3.5 | DNT11-0107	

Bi-Level Diode Terminal Blocks



AKK2.5-D02		
Rated Data	**UL**	**IEC**
Rated Voltage (V)	250	250
Rated Current (A)	0.5	0.5
Voltage Reversal (V)	1000	1000
Rated impulse voltage		8KV
Wire range (AWG/mm^2)	30~12	0.2~2.5
Connection Capacity		
Max. Solid (mm^2)		2.5
Max. Stranded (mm^2)		2.5
General Data		
Stripping length (mm)	10	
Insulation material	PA	
T / W (mm)	5.1 / 68	
H / H on TS-35 (mm)	46 / 47.5	
Package	20	

Part number	Package
AKK2.5C	50
DSD01-2.502N	50
DSD01-2.503N	50
DSD01-2.504N	50
DSD01-2.505N	10
DSD01-2.510N	10
DSD01-2.520N	10
TM52HW	20
TM-R100	10
TS-35	20
TS-35/15	10
0.6 x 3.5 | DNT11-0107	



AKK2.5-D03		
Rated Data	**UL**	**IEC**
Rated Voltage (V)	250	250
Rated Current (A)	0.5	0.5
Voltage Reversal (V)	1000	1000
Rated impulse voltage		8KV
Wire range (AWG/mm^2)	30~12	0.2~2.5
Connection Capacity		
Max. Solid (mm^2)		2.5
Max. Stranded (mm^2)		2.5
General Data		
Stripping length (mm)	10	
Insulation material	PA	
T / W (mm)	5.1 / 68	
H / H on TS-35 (mm)	46 / 47.5	
Package	20	

Part number	Package
AKK2.5C	50
DSD01-2.502N	50
DSD01-2.503N	50
DSD01-2.504N	50
DSD01-2.505N	10
DSD01-2.510N	10
DSD01-2.520N	10
TM52HW	20
TM-R100	10
TS-35	20
TS-35/15	10
0.6 x 3.5 | DNT11-0107	



AKK2.5-D04		
Rated Data	**UL**	**IEC**
Rated Voltage (V)	250	250
Rated Current (A)	0.5	0.5
Voltage Reversal (V)	1000	1000
Rated impulse voltage		8KV
Wire range (AWG/mm^2)	30~12	0.2~2.5
Connection Capacity		
Max. Solid (mm^2)		2.5
Max. Stranded (mm^2)		2.5
General Data		
Stripping length (mm)	10	
Insulation material	PA	
T / W (mm)	5.1 / 68	
H / H on TS-35 (mm)	46 / 47.5	
Package	20	

Part number	Package
AKK2.5C	50
DSD01-2.502N	50
DSD01-2.503N	50
DSD01-2.504N	50
DSD01-2.505N	10
DSD01-2.510N	10
DSD01-2.520N	10
TM52HW	20
TM-R100	10
TS-35	20
TS-35/15	10
0.6 x 3.5 | DNT11-0107	

Rated Data	**UL**	**IEC**
Rated Voltage (V)		
Rated Current (A)		
Voltage Reversal (V)		
Rated impulse voltage		
Wire range (AWG/mm^2)		
Connection Capacity		
Max. Solid (mm^2)		
Max. Stranded (mm^2)		
General Data		
Stripping length (mm)		
Insulation material		
T / W (mm)		
H / H on TS-35 (mm)		
Package		

Part number	Package

AK Fuse/Knife and Disconnect Terminal Blocks Introduction



Disconnect terminal blocks perform an important function in applications of measurement, regulation and control systems in order to quickly detect fault points and check status under zero voltage conditions.

User-friendly disconnect knife with low contact resistance and high current-carrying capacity saves application space.

Three kinds of knife design available; AKP-TP and AKP-TG are able to connect and disconnect connection quickly. AKP-CP is able to be equipped with diodes, resistors or other components to meet requests from various circuit tests.



Fuse and disconnect terminal blocks support cartridge fuse and 5V~300V two-way LED indicator which is for different current direction identification.

With 2 bridging slots design, any numbers of terminal block can be connected to short-circuit and configuration through 2P plug-in bridge. Continuous flat marking label provides clear identification and offers easy installation.

Knife and Disconnect Terminal Blocks

AK2.5-T series is a design with a universal socket on the top, which facilitates the insertion of different kinds of isolation plug, feed-through connectors and component connectors to carry out the disconnect function.

A complete range of accessories is available for easy identification, grouping and plug-in bridge applications.

AK2.5..T





AK2.5-T			AK2.5-TG				
Rated Data	**UL**	**IEC**	**Rated Data**		**UL**	**IEC**	
Rated Voltage (V)	300	400	Rated Voltage (V)		300	400	
Rated Current (A)	16	21	Rated Current (A)		16	21	
Rated impulse voltage		6KV	Rated impulse voltage			6KV	
Wire range (AWG/mm^2)	28~12	0.2~2.5	Wire range (AWG/mm^2)		28~12	0.2~2.5	
Connection Capacity			**Connection Capacity**				
Max. Solid (mm^2)		2.5	Max. Solid (mm^2)			2.5	
Max. Stranded (mm^2)		2.5	Max. Stranded (mm^2)			2.5	
General Data			**General Data**				
Stripping length (mm)	10		Stripping length (mm)		10		
Insulation material	PA		Insulation material		PA		
T / W (mm)	5.1 / 60.8		T / W (mm)		5.1 / 60.8		
H / H on TS-35 (mm)	35 / 36.5		H / H on TS-35 (mm)		36.7 / 38.2		
Package	50		Package		50		
Color	**Part number**	**Package**	**Color**	**Part number**		**Package**	
■	AK2.5-T-RD	50	■	AK2.5-TG-RD		50	
■	AK2.5-T-BL	50	■	AK2.5-TG-BL		50	
Accessories	**Part number**	**Package**		**Part number**		**Package**	**Part number** / **Package**
End cover	AK2.5C-TN	50		AK2.5C-TN		50	
Partition plate	AKSPS-003-OR	10		AKSPS-003-OR		10	
Plug-in bridge 2 3 4 5 10 20	DSD01-2.502N DSD01-2.503N DSD01-2.504N DSD01-2.505N DSD01-2.510N DSD01-2.520N	50 50 50 10 10 10		DSD01-2.502N DSD01-2.503N DSD01-2.504N DSD01-2.505N DSD01-2.510N DSD01-2.520N		50 50 50 10 10 10	
Plug-in bridge 500	DSD06-2.5500T	1		DSD06-2.5500T		1	
Test plug	0208-T001	10					
Spacer	0208-E001	10					
Component connector	AKP-CP	20					
Isolating plug	AKP-TP	20					
Marking label (Center / Outer)	TM57HW / TM52HW	20		TM57HW / TM52HW		20	
Continuous flat marking label (Center / Outer)	TM-R200 / TM-R100	10		TM-R200 / TM-R100		10	
DIN rail	TS-35 TS-35/15	20 10		TS-35 TS-35/15		20 10	
Tool (mm)	0.6 x 3.5 | DNT11-0107			0.6 x 3.5 | DNT11-0107			

* Using DSD06-2.5500T Plug-in bridge, the rated current will drop to 17.5A

* Using DSD06-2.5500T Plug-in bridge, the rated current will drop to 17.5A

AK2.5-T series is a design with a universal socket on the top, which facilitates the insertion of different kinds of isolation plug, feed-through connectors and component connectors to carry out the disconnect function.

A complete range of accessories is available for easy identification, grouping and plug-in bridge applications.

AK2.5..T

Accessories

End cover
Partition plate
Plug-in bridge
2
3
4
5
10
20
Plug-in bridge
500
Test plug
Spacer
Marking label (Center / Outer)
Continuous flat marking label (Center / Outer)
DIN rail
Tool (mm)
Fuse type



AK2.5-M

Rated Data		UL	IEC
Rated Voltage	(V)	300	250
Rated Current	(A)	10	6.3
Rated impulse voltage			4KV
Wire range	(AWG/mm^2)	28~12	0.2~2.5
Connection Capacity			
Max. Solid	(mm^2)		2.5
Max. Stranded	(mm^2)		2.5
General Data			
Stripping length	(mm)	10	
Insulation material		PA	
T / W	(mm)	5.1 / 60.8	
H / H on TS-35	(mm)	83.2 / 84.7	
Package		50	

Part number	Package
AK2.5C-TN	50
AKSPS-003-OR	10
DSD01-2.502N DSD01-2.503N DSD01-2.504N DSD01-2.505N DSD01-2.510N DSD01-2.520N	50 50 50 10 10 10
DSD06-2.5500T	1
0208-T001	10
0208-E001	10
TM57HW / TM52HW	20
TM-R200 / TM-R100	10
TS-35 TS-35/15	20 10
0.6 x 3.5| DNT11-0107	
Glass 5X20	

* Using DSD06-2.5500T Plug-in bridge, the rated current will drop to 17.5A



AK2.5-MLXX*

Rated Data		UL	IEC
Rated Voltage	(V)	300	-*
Rated Current	(A)	10	6.3
Rated impulse voltage			4KV
Wire range	(AWG/mm^2)	28~12	0.2~2.5
Connection Capacity			
Max. Solid	(mm^2)		2.5
Max. Stranded	(mm^2)		2.5
General Data			
Stripping length	(mm)	10	
Insulation material		PA	
T / W	(mm)	5.1 / 60.8	
H / H on TS-35	(mm)	83.2 / 84.7	
Package		50	

Part number	Package
AK2.5C-TN	50
AKSPS-003-OR	10
DSD01-2.502N DSD01-2.503N DSD01-2.504N DSD01-2.505N DSD01-2.510N DSD01-2.520N	50 50 50 10 10 10
DSD06-2.5500T	1
0.6 x 3.5| DNT11-0107	
Glass 5X20	

* Using DSD06-2.5500T Plug-in bridge, the rated current will drop to 17.5A

* AK2.5-MLXX with LED display.

Part number	LED	Voltage
AK2.5-ML24	with LED light	24V
AK2.5-ML60	with LED light	60V
AK2.5-ML250	with LED light	250V

AK4-T series is a design with a universal socket on the top, which facilitates the insertion of different kinds of isolation plug, feed-through connectors and component connectors to carry out the disconnect function.

A complete range of accessories is available for easy identification, grouping and plug-in bridge applications.

AK 4..

Accessories

Partition plate
Plug-in bridge
2
3
4
5
10
20
Test plug
Spacer
Component connector
Isolating plug
Marking label
Continuous flat marking label
DIN rail
Tool (mm)



AK4-T

Rated Data		UL	IEC
Rated Voltage	(V)	300	400
Rated Current	(A)	20	30
Rated impulse voltage			6KV
Wire range	(AWG/mm^2)	28~10	0.2~4
Connection Capacity			
Max. Solid	(mm^2)		4
Max. Stranded	(mm^2)		4
General Data			
Stripping length	(mm)	10	
Insulation material		PA	
T / W	(mm)	6.1 / 61.8	
H / H on TS-35	(mm)	35 / 36.5	
Package		50	

Color	Part number	Package
■	AK4-T-RD	50
■	AK4-T-BL	50

Part number	Package
AKSPS-003-OR	10
DSD01-402N DSD01-403N DSD01-404N DSD01-405N DSD01-410N DSD01-420N	50 50 50 10 10 10
0208-T002	10
0208-E002	10
AKP-CP	20
AKP-TP	20
TM53HW	20
TM-R100	10
TS-35 TS-35/15	20 10
0.6 x 3.5| DNT11-0107	



AK4-TG

Rated Data		UL	IEC
Rated Voltage	(V)	300	400
Rated Current	(A)	20	30
Rated impulse voltage			6KV
Wire range	(AWG/mm^2)	28~10	0.2~4
Connection Capacity			
Max. Solid	(mm^2)		4
Max. Stranded	(mm^2)		4
General Data			
Stripping length	(mm)	10	
Insulation material		PA	
T / W	(mm)	6.1 / 61.8	
H / H on TS-35	(mm)	36.7 / 38.2	
Package		50	

Color	Part number	Package
■	AK4-TG-RD	50
■	AK4-TG-BL	50

Part number	Package
AKSPS-003-OR	10
DSD01-402N DSD01-403N DSD01-404N DSD01-405N DSD01-410N DSD01-420N	50 50 50 10 10 10
TM53HW	20
TM-R100	10
TS-35 TS-35/15	20 10
0.6 x 3.5| DNT11-0107	

AK4-T

Rated Data		UL	IEC
Rated Voltage	(V)		
Rated Current	(A)		
Rated impulse voltage			
Wire range	(AWG/mm^2)		
Connection Capacity			
Max. Solid	(mm^2)		
Max. Stranded	(mm^2)		
General Data			
Stripping length	(mm)		
Insulation material			
T / W	(mm)		
H / H on TS-35	(mm)		
Package			

Color	Part number	Package

Part number	Package

Knife and Disconnect Terminal Blocks

AK4-T series is a design with a universal socket on the top, which facilitates the insertion of different kinds of isolation plug, feed-through connectors and component connectors to carry out the disconnect function.

A complete range of accessories is available for easy identification, grouping and plug-in bridge applications.

AK 4..



AK4-M

Rated Data		UL	IEC
Rated Voltage	(V)	300	250
Rated Current	(A)	10	6.3
Rated impulse voltage			4KV
Wire range	(AWG/mm²)	28~10	0.2~4
Connection Capacity			
Max. Solid	(mm²)		4
Max. Stranded	(mm²)		4
General Data			
Stripping length	(mm)	10	
Insulation material		PA	
T / W	(mm)	6.1 / 61.8	
H / H on TS-35	(mm)	83.2 / 84.7	
Package		50	

Part number	Package
AKSPS-003-OR	10
DSD01-402N	50
DSD01-403N	50
DSD01-404N	50
DSD01-405N	10
DSD01-410N	10
DSD01-420N	10
TM53HW	20
TM-R100	10
TS-35 TS-35/15	20 10
0.6 x 3.5 | DNT11-0107	
Glass 5X20	



AK4-MLXX*

Rated Data		UL	IEC
Rated Voltage	(V)	300	-*
Rated Current	(A)	10	6.3
Rated impulse voltage			4KV
Wire range	(AWG/mm²)	28~10	0.2~4
Connection Capacity			
Max. Solid	(mm²)		4
Max. Stranded	(mm²)		4
General Data			
Stripping length	(mm)	10	
Insulation material		PA	
T / W	(mm)	6.1 / 61.8	
H / H on TS-35	(mm)	83.2 / 84.7	
Package		50	

Part number	Package
AKSPS-003-OR	10
DSD01-402N	50
DSD01-403N	50
DSD01-404N	50
DSD01-405N	10
DSD01-410N	10
DSD01-420N	10
TM53HW	20
TM-R100	10
TS-35 TS-35/15	20 10
0.6 x 3.5 | DNT11-0107	
Glass 5X20	

Rated Data		UL	IEC
Rated Voltage	(V)		
Rated Current	(A)		
Rated impulse voltage			
Wire range	(AWG/mm²)		
Connection Capacity			
Max. Solid	(mm²)		
Max. Stranded	(mm²)		
General Data			
Stripping length	(mm)		
Insulation material			
T / W	(mm)		
H / H on TS-35	(mm)		
Package			

Part number	Package

Accessories

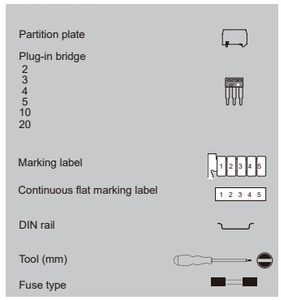

* AK4-MLXX with LED display.

Part number	LED	Voltage
AK4-ML24	with LED light	24V
AK4-ML60	with LED light	60V
AK4-ML250	with LED light	250V

3-Conductor Knife and Disconnect Terminal Blocks

AK2.5-TN-T series is a design with a universal socket on the top, which facilitates the insertion of different kinds of isolation plug, feed-through connectors and component connectors to carry out the disconnect function.

A complete range of accessories is available for easy identification, grouping and plug-in bridge applications.

AK 2.5-TN-..



AK2.5-TN-T

Rated Data		UL	IEC
Rated Voltage	(V)	300	400
Rated Current	(A)	16	21
Rated impulse voltage			6KV
Wire range	(AWG/mm²)	28~12	0.2~2.5
Connection Capacity			
Max. Solid	(mm²)		2.5
Max. Stranded	(mm²)		2.5
General Data			
Stripping length	(mm)	10	
Insulation material		PA	
T / W	(mm)	5.1 / 72.6	
H / H on TS-35	(mm)	35 / 36.5	
Package		50	

Color	Part number	Package
■	AK2.5-TN-T-RD	50
■	AK2.5-TN-T-BL	50
	Part number	**Package**
	AK2.5C-TR	20
	AKSPS-004-OR	10
	DSD01-2.502N DSD01-2.503N DSD01-2.504N DSD01-2.505N DSD01-2.510N DSD01-2.520N	50 50 50 10 10 10
	DSD06-2.5500T	1
	0208-T001	10
	0208-E001	10
	AKP-CP	20
	AKP-TP	20
	TM57HW / TM52HW	20
	TM-R200 / TM-R100	10
	TS-35 TS-35/15	20 10
	0.6 x 3.5 | DNT11-0107	

* Using DSD06-2.5500T Plug-in bridge, the rated current will drop to 17.5A



AK2.5-TN-TG

Rated Data		UL	IEC
Rated Voltage	(V)	300	400
Rated Current	(A)	16	21
Rated impulse voltage			6KV
Wire range	(AWG/mm²)	28~12	0.2~2.5
Connection Capacity			
Max. Solid	(mm²)		2.5
Max. Stranded	(mm²)		2.5
General Data			
Stripping length	(mm)	10	
Insulation material		PA	
T / W	(mm)	5.1 / 72.6	
H / H on TS-35	(mm)	36.7 / 38.2	
Package		50	

Color	Part number	Package
■	AK2.5-TN-TG-RD	50
■	AK2.5-TN-TG-BL	50
	Part number	**Package**
	AK2.5C-TR	20
	AKSPS-004-OR	10
	DSD01-2.502N DSD01-2.503N DSD01-2.504N DSD01-2.505N DSD01-2.510N DSD01-2.520N	50 50 50 10 10 10
	DSD06-2.5500T	1
	TM57HW / TM52HW	20
	TM-R200 / TM-R100	10
	TS-35 TS-35/15	20 10
	0.6 x 3.5 | DNT11-0107	

* Using DSD06-2.5500T Plug-in bridge, the rated current will drop to 17.5A

Rated Data		UL	IEC
Rated Voltage	(V)		
Rated Current	(A)		
Rated impulse voltage			
Wire range	(AWG/mm²)		
Connection Capacity			
Max. Solid	(mm²)		
Max. Stranded	(mm²)		
General Data			
Stripping length	(mm)		
Insulation material			
T / W	(mm)		
H / H on TS-35	(mm)		
Package			

Color	Part number	Package

Accessories

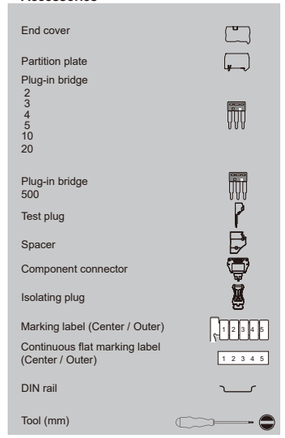

3-Conductor Knife and Disconnect Terminal Blocks

AK2.5-TN-T series is a design with a universal socket on the top, which facilitates the insertion of different kinds of isolation plug, feed-through connectors and component connectors to carry out the disconnect function.

A complete range of accessories is available for easy identification, grouping and plug-in bridge applications.

AK 2.5-TN-M..

Accessories

End cover
Plug-in bridge
2
3
4
5
10
20
Plug-in bridge
500
Test plug
Spacer
Marking label (Center / Outer)
Continuous flat marking label (Center / Outer)
DIN rail
Tool (mm)
Fuse type



AK2.5-TN-M

Rated Data		UL	IEC
Rated Voltage	(V)	300	250
Rated Current	(A)	10	6.3
Rated impulse voltage			4KV
Wire range	(AWG/mm^2)	28~12	0.2~2.5
Connection Capacity			
Max. Solid	(mm^2)		2.5
Max. Stranded	(mm^2)		2.5
General Data			
Stripping length	(mm)	10	
Insulation material		PA	
T / W	(mm)	5.1 / 72.6	
H / H on TS-35	(mm)	83.2 / 84.7	
Package		50	

Part number	Package
AK2.5C-TR	20
DSD01-2.502N	50
DSD01-2.503N	50
DSD01-2.504N	50
DSD01-2.505N	10
DSD01-2.510N	10
DSD01-2.520N	10
DSD06-2.5500T	1
0208-T001	10
0208-E001	10
TM57HW / TM52HW	20
TM-R200 / TM-R100	10
TS-35 TS-35/15	20 10
0.6 x 3.5 | DNT11-0107	
Glass 5X20	

* Using DSD06-2.5500T Plug-in bridge, the rated current will drop to 17.5A



AK2.5-TN-MLXX*

Rated Data		UL	IEC
Rated Voltage	(V)	300	-*
Rated Current	(A)	10	6.3
Rated impulse voltage			4KV
Wire range	(AWG/mm^2)	28~12	0.2~2.5
Connection Capacity			
Max. Solid	(mm^2)		2.5
Max. Stranded	(mm^2)		2.5
General Data			
Stripping length	(mm)	10	
Insulation material		PA	
T / W	(mm)	5.1 / 72.6	
H / H on TS-35	(mm)	83.2 / 84.7	
Package		50	

Part number	Package
AK2.5C-TR	20
DSD01-2.502N	50
DSD01-2.503N	50
DSD01-2.504N	50
DSD01-2.505N	10
DSD01-2.510N	10
DSD01-2.520N	10
DSD06-2.5500T	1
0208-T001	10
0208-E001	10
TM57HW / TM52HW	20
TM-R200 / TM-R100	10
TS-35 TS-35/15	20 10
0.6 x 3.5 | DNT11-0107	
Glass 5X20	

* Using DSD06-2.5500T Plug-in bridge, the rated current will drop to 17.5A

* AK2.5-TN-MLXX with LED display.

Part number	LED	Voltage
AK2.5-TN-ML24	with LED light	24V
AK2.5-TN-ML60	with LED light	60V
AK2.5-TN-ML250	with LED light	250V

Rated Data		UL	IEC
Rated Voltage	(V)		
Rated Current	(A)		
Rated impulse voltage			
Wire range	(AWG/mm^2)		
Connection Capacity			
Max. Solid	(mm^2)		
Max. Stranded	(mm^2)		
General Data			
Stripping length	(mm)		
Insulation material			
T / W	(mm)		
H / H on TS-35	(mm)		
Package			

Part number	Package

4-Conductor Knife and Disconnect Terminal Blocks

AK2.5-TR-T series is a design with a universal socket on the top, which facilitates the insertion of different kinds of isolation plug, feed-through connectors and component connectors to carry out the disconnect function.

A complete range of accessories is available for easy identification, grouping and plug-in bridge applications.

AK2.5-TR-…

Accessories

End cover
Plug-in bridge
2
3
4
5
10
20
Plug-in bridge
500
Test plug
Spacer
Component connector
Isolating plug
Marking label (Center / Outer)
Continuous flat marking label (Center / Outer)
DIN rail
Tool (mm)



AK2.5-TR-T

Rated Data		UL	IEC
Rated Voltage	(V)	300	400
Rated Current	(A)	16	21
Rated impulse voltage			6KV
Wire range	(AWG/mm^2)	28~12	0.2~2.5
Connection Capacity			
Max. Solid	(mm^2)		2.5
Max. Stranded	(mm^2)		2.5
General Data			
Stripping length	(mm)	10	
Insulation material		PA	
T / W	(mm)	5.1 / 84.4	
H / H on TS-35	(mm)	35 / 36.5	
Package		50	

Color	Part number	Package
■	AK2.5-TR-T-RD	50
■	AK2.5-TR-T-BL	50

Part number	Package
AK2.5C-TR-T	20
DSD01-2.502N	50
DSD01-2.503N	50
DSD01-2.504N	50
DSD01-2.505N	10
DSD01-2.510N	10
DSD01-2.520N	10
DSD06-2.5500T	1
0208-T001	10
0208-E001	10
AKP-CP	20
AKP-TP	20
TM57HW / TM52HW	20
TM-R200 / TM-R100	10
TS-35 TS-35/15	20 10
0.6 x 3.5 | DNT11-0107	

* Using DSD06-2.5500T Plug-in bridge, the rated current will drop to 17.5A



AK2.5-TR-TG

Rated Data		UL	IEC
Rated Voltage	(V)	300	400
Rated Current	(A)	16	21
Rated impulse voltage			6KV
Wire range	(AWG/mm^2)	28~12	0.2~2.5
Connection Capacity			
Max. Solid	(mm^2)		2.5
Max. Stranded	(mm^2)		2.5
General Data			
Stripping length	(mm)	10	
Insulation material		PA	
T / W	(mm)	5.1 / 84.4	
H / H on TS-35	(mm)	36.7 / 38.2	
Package		50	

Color	Part number	Package
■	AK2.5-TR-TG-RD	50
■	AK2.5-TR-TG-BL	50

Part number	Package
AK2.5C-TR-T	20
DSD01-2.502N	50
DSD01-2.503N	50
DSD01-2.504N	50
DSD01-2.505N	10
DSD01-2.510N	10
DSD01-2.520N	10
DSD06-2.5500T	1
TM57HW / TM52HW	20
TM-R200 / TM-R100	10
TS-35 TS-35/15	20 10
0.6 x 3.5 | DNT11-0107	

* Using DSD06-2.5500T Plug-in bridge, the rated current will drop to 17.5A

Rated Data		UL	IEC
Rated Voltage	(V)		
Rated Current	(A)		
Rated impulse voltage			
Wire range	(AWG/mm^2)		
Connection Capacity			
Max. Solid	(mm^2)		
Max. Stranded	(mm^2)		
General Data			
Stripping length	(mm)		
Insulation material			
T / W	(mm)		
H / H on TS-35	(mm)		
Package			

Color	Part number	Package

Part number	Package

4-Conductor Knife and Disconnect Terminal Blocks

AK2.5-TR-T series is a design with a universal socket on the top, which facilitates the insertion of different kinds of isolation plug, feed-through connectors and component connectors to carry out the disconnect function.

A complete range of accessories is available for easy identification, grouping and plug-in bridge applications.

AK2.5-TR-...





	AK2.5-TR-M		AK2.5-TR-MLXX*		
Rated Data	**UL**	**IEC**	**Rated Data**	**UL**	**IEC**
Rated Voltage (V)	300	250	Rated Voltage (V)	300	-*
Rated Current (A)	10	6.3	Rated Current (A)	10	6.3
Rated impulse voltage		4KV	Rated impulse voltage		4KV
Wire range (AWG/mm^2)	28~12	0.2~2.5	Wire range (AWG/mm^2)	28~12	0.2~2.5
Connection Capacity			**Connection Capacity**		
Max. Solid (mm^2)		2.5	Max. Solid (mm^2)		2.5
Max. Stranded (mm^2)		2.5	Max. Stranded (mm^2)		2.5
General Data			**General Data**		
Stripping length (mm)	10		Stripping length (mm)	10	
Insulation material	PA		Insulation material	PA	
T / W (mm)	5.1 / 84.4		T / W (mm)	5.1 / 84.4	
H / H on TS-35 (mm)	83.2 / 84.7		H / H on TS-35 (mm)	83.2 / 84.7	
Package	50		Package	50	

Accessories

	Part number	Package	Part number	Package
End cover	AK2.5C-TR-T	20	AK2.5C-TR-T	20
Plug-in bridge 2 3 4 5 10 20	DSD01-2.502N DSD01-2.503N DSD01-2.504N DSD01-2.505N DSD01-2.510N DSD01-2.520N	50 50 50 10 10 10	DSD01-2.502N DSD01-2.503N DSD01-2.504N DSD01-2.505N DSD01-2.510N DSD01-2.520N	50 50 50 10 10 10
Plug-in bridge 500	DSD06-2.5500T	1	DSD06-2.5500T	1
Test plug	0208-T001	10	0208-T001	10
Spacer	0208-E001	10	0208-E001	10
Marking label (Center / Outer)	TM57HW / TM52HW	20	TM57HW / TM52HW	20
Continuous flat marking label (Center / Outer)	TM-R200 / TM-R100	10	TM-R200 / TM-R100	10
DIN rail	TS-35 TS-35/15	20 10	TS-35 TS-35/15	20 10
Tool (mm)	0.6 x 3.5 | DNT11-0107		0.6 x 3.5 | DNT11-0107	
Fuse type	Glass 5X20		Glass 5X20	

* Using DSD06-2.5500T Plug-in bridge, the rated current will drop to 17.5A

* Using DSD06-2.5500T Plug-in bridge, the rated current will drop to 17.5A

* AK2.5-TR-MLXX with LED display.

Part number	LED	Voltage
AK2.5-TR-ML24	with LED light	24V
AK2.5-TR-ML60	with LED light	60V
AK2.5-TR-ML250	with LED light	250V

Fuse Disconnect Terminal Blocks

Fuse and disconnect terminal blocks can utilize the standard 5X20mm fuse through the lever type fuse holder. The fuse holder can be lifted for quick fuse replacement in the compartment. The product takes the advantages of simple power distribution and easy fuse insertion.

Fuse is excluded in the standard part number.

AK 4.-TF-..





	AK4-TF		AK4-TFLXX*		
Rated Data	**UL**	**IEC**	**Rated Data**	**UL**	**IEC**
Rated Voltage (V)	300	250	Rated Voltage (V)	300	-*
Rated Current (A)	11	6.3	Rated Current (A)	11	6.3
Rated impulse voltage		4KV	Rated impulse voltage		4KV
Wire range (AWG/mm^2)	28~10	0.2~4	Wire range (AWG/mm^2)	28~10	0.2~4
Connection Capacity			**Connection Capacity**		
Max. Solid (mm^2)		4	Max. Solid (mm^2)		4
Max. Stranded (mm^2)		4	Max. Stranded (mm^2)		4
General Data			**General Data**		
Stripping length (mm)	10		Stripping length (mm)	10	
Insulation material	PA		Insulation material	PA	
T / W (mm)	6.1 / 61.8		T / W (mm)	6.1 / 61.8	
H / H on TS-35 (mm)	63.1 / 64.6		H / H on TS-35 (mm)	63.1 / 64.6	
Package	50		Package	50	

Accessories

	Part number	Package	Part number	Package
Partition plate	AKSPS-003-OR	10	AKSPS-003-OR	10
Plug-in bridge 2 3 4 5 10 20	DSD01-402N DSD01-403N DSD01-404N DSD01-405N DSD01-410N DSD01-420N	50 50 50 10 10 10	DSD01-402N DSD01-403N DSD01-404N DSD01-405N DSD01-410N DSD01-420N	50 50 50 10 10 10
Marking label	TM53HW	20	TM53HW	20
Continuous flat marking label	TM-R100	10	TM-R100	10
DIN rail	TS-35 TS-35/15	20 10	TS-35 TS-35/15	20 10
Tool (mm)	0.6 x 3.5 | DNT11-0107		0.6 x 3.5 | DNT11-0107	

* AK4-TFLXX with LED display.

Part number	LED	Voltage
AK4-TFL5	with LED light	5V
AK4-TFL12	with LED light	12V
AK4-TFL24	with LED light	24V
AK4-TFL48	with LED light	48V
AK4-TFL110	with LED light	110V
AK4-TFL220	with LED light	220V
AK4-TFL300	with LED light	300V

Screw Connection Terminal Blocks



- Potential power distribution can be arranged using various plug-in, insertion and screw-on bridges.
- IEC 60947-7-1 & UL 1059 compliance.



Feed-through Terminal Blocks

DK..N series is a screw type terminal block, which wirecage is designed for large wiring contact, vibration proof and high reliability, suitable for wire sizes from 2.5 mm² to 35mm². Power distribution can be adjusted by using plug-in bridge on the top and insertion bridge on the side. Various accessories is available for identification and bridging applications.

DK..N



DK2.5N

Rated Data		UL	IEC
Rated Voltage	(V)	600	1000
Rated Current	(A)	20	24
Rated impulse voltage			8KV
Wire range	(AWG/mm²)	22~12	0.34~2.5
Connection Capacity			
Max. Solid	(mm²)		4
Max. Stranded	(mm²)		2.5
General Data			
Torque	(N.m)	0.4	0.4
Screw thread		M2.5	
Stripping length	(mm)	9~11	
Insulation material		PA	
T / W	(mm)	5.1 / 40.7	
H / H on TS-35		40.9 / 41.8	
Package		100	

Color	Part number	Package
■	DK2.5N-RD	100
■	DK2.5N-BL	100

Part number	Package
DK4NC	50
DKNSPS-005-OR DKNSPS-008-OR	10 10
DKNSPS-001-OR	10
DSS2.5N-02P DSS2.5N-03P DSS2.5N-04P DSS2.5N-05P DSS2.5N-10P DSS2.5N-20P	50 50 50 10 10 10
DSD02-2.5500T	
DSS2.5N-6688-02P DSS2.5N-6688-03P DSS2.5N-6688-04P DSS2.5N-6688-05P	50 10 10 10
CSC-2.502PN CSC-2.503PN CSC-2.504PN CSC-2.505PN CSC-2.510PN	50 50 50 10 10
DSD02-2.5/6 DSD02-2.5/10 DSD02-2.5/16	10 10 10
0175-T002	50
0175L1	20
DK2.5N-KP DK2.5N-KP(Y)	20 20
TM57HW	20
TM-R200	10
TS-35 TS-35/15	20 10
0.6 x 3.5 | DNT11-0107	



DK4N

Rated Data		UL	IEC
Rated Voltage	(V)	600	1000
Rated Current	(A)	30	32
Rated impulse voltage			8KV
Wire range	(AWG/mm²)	22~10	0.34~4
Connection Capacity			
Max. Solid	(mm²)		6
Max. Stranded	(mm²)		4
General Data			
Torque	(N.m)	0.6	0.5
Screw thread		M3	
Stripping length	(mm)	9~11	
Insulation material		PA	
T / W	(mm)	6.1 / 40.7	
H / H on TS-35		40.9 / 41.8	
Package		100	

Color	Part number	Package
■	DK4N-RD	100
■	DK4N-BL	100

Part number	Package
DK4NC	50
DKNSPS-005-OR DKNSPS-008-OR	10 10
DKNSPS-001-OR	10
DSS4N-02P DSS4N-03P DSS4N-04P DSS4N-05P DSS4N-10P DSS4N-20P	50 50 50 10 10 10
CSC-402PN CSC-403PN CSC-404PN CSC-405PN CSC-410PN	50 50 50 10 10
DSD02-4/6 DSD02-4/10 DSD02-4/16	10 10 10
0175-T003	50
0175L1	20
DK4N-KP DK4N-KP(Y)	20 20
TM58HW	20
TM-R200	10
TS-35 TS-35/15	20 10
0.6 x 3.5 | DNT11-0107	



DK6N

Rated Data		UL	IEC
Rated Voltage	(V)	600	1000
Rated Current	(A)	50	41
Rated impulse voltage			8KV
Wire range	(AWG/mm²)	20~8	0.5~6
Connection Capacity			
Max. Solid	(mm²)		10
Max. Stranded	(mm²)		6
General Data			
Torque	(N.m)	1.2	1.2
Screw thread		M4	
Stripping length	(mm)	12~14	
Insulation material		PA	
T / W	(mm)	8 / 43.3	
H / H on TS-35		46.3 / 47.3	
Package		100	

Color	Part number	Package
■	DK6N-RD	100
■	DK6N-BL	100

Part number	Package
DK6NC DK6NCB	50 50
DKNSPS-008-OR	10
DKNSPS-002-OR	10
DSS6N-02P DSS6N-03P DSS6N-04P DSS6N-05P DSS6N-10P	50 50 50 10 10
CSC-602PN CSC-603PN CSC-604PN CSC-605PN CSC-610PN	50 50 50 10 10
DSD02-2.5/6 DSD02-4/6 DSD02-6/16	10 10 10
DK6N-KP DK6N-KP(Y)	20 20
TM49LW	20
TM-R200	10
TS-35 TS-35/15	20 10
0.8 x 4.0 | DNT11-0109	

* Using DSD02-2.5500T Plug-in bridge, the rated current will drop to 17.5A

Accessories

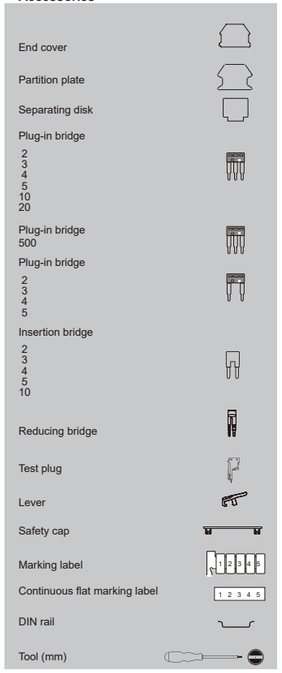

Feed-through Terminal Blocks



DK10N

Rated Data		UL	IEC
Rated Voltage	(V)	600	1000
Rated Current	(A)	60	57
Rated impulse voltage			8KV
Wire range	(AWG/mm²)	20~6	0.5~10
Connection Capacity			
Max. Solid	(mm²)		16
Max. Stranded	(mm²)		10
General Data			
Torque	(N.m)	1.3	1.2
Screw thread		M4	
Stripping length	(mm)	12~14	
Insulation material		PA	
T / W	(mm)	10 / 43.2	
H / H on TS-35	(mm)	49.3 / 50.2	
Package		50	

Color	Part number	Package
■	DK10N-RD	50
■	DK10N-BL	50

Part number	Package
DK10NC	50
DKNSPS-009-OR	10
DKNSPS-002-OR	10
DSS10N-02P DSS10N-03P DSS10N-04P DSS10N-05P DSS10N-10P	10 10 10 10 10
CSC-1002PN CSC-1003PN CSC-1004PN CSC-1005PN CSC-1010PN	10 10 10 10 10
DSD02-2.5/10 DSD02-4/10	10 10
DK10N-KP DK10N-KP(Y)	20 20
TM50LW	20
TM-R200	10
TS-35 TS-35/15	20 10
1.0 x 5.5 | DNT11-0111	



DK16N

Rated Data		UL	IEC
Rated Voltage	(V)	600	1000
Rated Current	(A)	100	76
Rated impulse voltage			8KV
Wire range	(AWG/mm²)	14~3	1.5~16
Connection Capacity			
Max. Solid	(mm²)		25
Max. Stranded	(mm²)		16
General Data			
Torque	(N.m)	3.4	2
Screw thread		M5	
Stripping length	(mm)	14~16	
Insulation material		PA	
T / W	(mm)	12 / 49.6	
H / H on TS-35	(mm)	51.3 / 52.2	
Package		50	

Color	Part number	Package
■	DK16N-RD	50
■	DK16N-BL	50

Part number	Package
DK16NC	10
DKNSPS-009-OR	10
DKNSPS-004-OR	10
DSS16N-02PN	10
CSC-1602P CSC-1603P CSC-1604P CSC-1610P	10 10 10 10
DSD02-2.5/16 DSD02-4/16 DSD02-6/16	10 10 10
DK16N-KP DK16N-KP(Y)	20 20
TM50LW	20
TM-R200	10
TS-35 TS-35/15	20 10
1.0 x 5.5 | DNT11-0111	

DK16T

Rated Data		UL	IEC
Rated Voltage	(V)	1000	1000
Rated Current	(A)	100	76
Rated impulse voltage			8KV
Wire range	(AWG/mm²)	14~3	1.5~16
Connection Capacity			
Max. Solid	(mm²)		25
Max. Stranded	(mm²)		16
General Data			
Torque	(N.m)	3.4	2
Screw thread		M5	
Stripping length	(mm)	14~16	
Insulation material		PA	
T / W	(mm)	12 / 54.3	
H / H on TS-35	(mm)	54.8 / 55.65	
Package		50	

Color	Part number	Package
■	DK16T-RD	50
■	DK16T-BL	50

Part number	Package
DKNSPS-009-OR	10
DKNSPS-003-OR	10
DSS16N-02PN	10
CSC-1602P CSC-1603P CSC-1604P CSC-1610P	10 10 10 10
TM50LW	20
TM-R200	10
TS-35 TS-35/15	20 10
1.0 x 5.5 | DNT11-0111	

Test plug

0175-T002
0175-T003

Lever

0175L1

Application

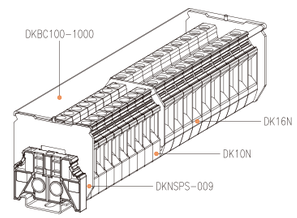

Cover	Terminal Block	Partition Plate
DKBC60-1000	DK2.5N, DK4N	DKNSPS-008
DKBC100-1000	DK10N, DK16N	DKNSPS-009
DKBC150-1000	DK35N	DKNSPS-010

Patrt Number	Package
DKBC60-1000	20
DKBC100-1000	20
DKBC150-1000	20

Feed-through Terminal Blocks

DK..N series is a screw type terminal block, which wirecage is designed for large wiring contact, vibration proof and high reliability, suitable for wire sizes from 2.5 mm² to 35mm². Power distribution can be adjusted by using plug-in bridge on the top and insertion bridge on the side. Various accessories is available for identification and bridging applications.

DK..N



DK16H		
Rated Data	**UL**	**IEC**
Rated Voltage (V)	600	1000
Rated Current (A)	100	101
Rated impulse voltage		8KV
Wire range (AWG/mm²)	14~3	1.5~25
Connection Capacity		
Max. Solid (mm²)		25
Max. Stranded (mm²)		25
General Data		
Torque (N.m)	2.5~3.4	2
Screw thread	M5	
Stripping length (mm)	13~15	
Insulation material	PA	
T / W (mm)	12 / 48	
H / H on TS-35 (mm)	51.3 / 52.2	
Package	50	
Color	**Part number**	**Package**
■	DK16H-RD	50
■	DK16H-BL	50

Part number	Package
DK16HC	10
DKNSPS-009-OR	10
DKNSPS-003-OR	10
DS16-02P DS16-03P DS16-04P DS16-05P DS16-10P	50 50 50 10 10
CSC-1602P CSC-1603P CSC-1604P CSC-1610P	10 10 10 10
DK16H-KP DK16H-KP(Y)	20 20
TM50LW	20
TM-R200	10
TS-35 TS-35/15	20 10
1.0 x 5.5 | DNT11-0111	



DK35N		
Rated Data	**UL**	**IEC**
Rated Voltage (V)	600	1000
Rated Current (A)	150	125
Rated impulse voltage		8KV
Wire range (AWG/mm²)	12~1/0	1.5~35
Connection Capacity		
Max. Solid (mm²)		50
Max. Stranded (mm²)		35
General Data		
Torque (N.m)	3.5	6.9
Screw thread	M6	
Stripping length (mm)	14~18	
Insulation material	PA	
T / W (mm)	16 / 56.4	
H / H on TS-35 (mm)	60.3 / 65.15	
Package	50	
Color	**Part number**	**Package**
■	DK35N-RD	50
■	DK35N-BL	50

Part number	Package
DKNSPS-010-OR	10
DKNSPS-004-OR	10
DSS35N-02PN	10
CSC-3502P CSC-3503P CSC-3504P CSC-3505P CSC-3510P	5 5 5 5 5
DK35N-KP DK35N-KP(Y)	20 20
TM50LW	20
TM-R200	10
TS-35 TS-35/15	20 10
1.0 x 5.5 | DNT11-0111	



DK35H		
Rated Data	**UL**	**IEC**
Rated Voltage (V)	600	1000
Rated Current (A)	150	150
Rated impulse voltage		8KV
Wire range (AWG/mm²)	12~1/0	2.5~50
Connection Capacity		
Max. Solid (mm²)		50
Max. Stranded (mm²)		50
General Data		
Torque (N.m)	3.5~6.9	6.9
Screw thread	M6	
Stripping length (mm)	16~18	
Insulation material	PA	
T / W (mm)	16 / 53	
H / H on TS-35 (mm)	60.3 / 61.2	
Package	50	
Color	**Part number**	**Package**
■	DK35H-RD	50
■	DK35H-BL	50

Part number	Package
DKNSPS-010-OR	10
DKNSPS-004-OR	10
DS35-02P DS35-03P DS35-04P DS35-05P DS35-10P	50 50 50 10 10
CSC-3502P CSC-3503P CSC-3504P CSC-3505P CSC-3510P	5 5 5 5 5
DK35H-KP DK35H-KP(Y)	20 20
TM50LW	20
TM-R200	10
TS-35 TS-35/15	20 10
1.0 x 5.5 | DNT11-0111	

Accessories

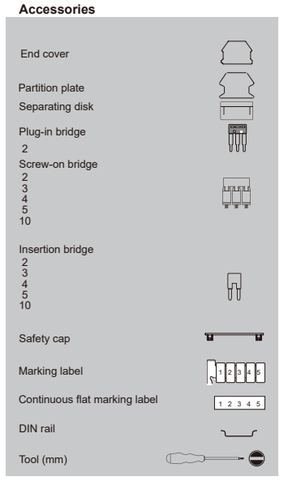

Feed-through Terminal Blocks

DK.. series is a screw type terminal block, with its wire cage is designed for large wiring contact, vibration proof and high reliability, suitable for wire sizes from 50mm² to 240mm². The wire entry hole allows lugs that are within the nominal cross section.

DK..

DK50		
Rated Data	**UL**	**IEC**
Rated Voltage (V)	600	1000
Rated Current (A)	150	150
Rated impulse voltage		8KV
Wire range (AWG/mm²)	6~1/0	16~50
Connection Capacity		
Max. Stranded (mm²)		50
General Data		
Torque (N.m)	5.6	
Screw thread	M6	
Stripping length (mm)	25~30	
Insulation material	PA	
T / W (mm)	20 / 70.5	
H / H on TS-35 (mm)	75.8 / 76.7	
Package	20	
Color	**Part number**	**Package**
■	DK50-RD	20
■	DK50-BL	20

Part number	Package
CSC-5002P CSC-5003P	1 1
TM50LW	20
TM-R200	10
TS-35 TS-35/15	20 10
5mm	



DK95		
Rated Data	**UL**	**IEC**
Rated Voltage (V)	600	1000
Rated Current (A)	230	232
Rated impulse voltage		8KV
Wire range (AWG/mm²)	2~4/0	35~95
Connection Capacity		
Max. Stranded (mm²)		95
General Data		
Torque (N.m)	10	
Screw thread	M8	
Stripping length (mm)	30~35	
Insulation material	PA	
T / W (mm)	32.2 / 80	
H / H on TS-35 (mm)	88.5 / 89.4	
Package	20	
Color	**Part number**	**Package**
■	DK95-RD	20
■	DK95-BL	20

Part number	Package
CSC-9502P CSC-9503P	1 1
TM50LW	20
TM-R200	10
TS-35 TS-35/15	20 10
6mm	



DK150		
Rated Data	**UL**	**IEC**
Rated Voltage (V)	600	1000
Rated Current (A)	275	309
Rated impulse voltage		8KV
Wire range (AWG/mm²)	2~300kcmil	35~150
Connection Capacity		
Max. Stranded (mm²)		150
General Data		
Torque (N.m)	19	
Screw thread	M10	
Stripping length (mm)	30~40	
Insulation material	PA	
T / W (mm)	38 / 93	
H / H on TS-35 (mm)	108.1 / 109	
Package	5	
Color	**Part number**	**Package**
■	DK150-RD	5
■	DK150-BL	5

Part number	Package
CSC-15002P CSC-15003P	1 1
TM50LW	20
TM-R200	10
TS-35 TS-35/15	20 10
8mm	

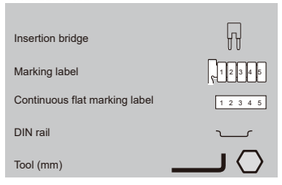

Eazy to release from rail

Screw Connection

Feed-through 3-Conductor Terminal Blocks

DK.. series is a screw type terminal block, with its wire cage is designed for large wiring contact, vibration proof and high reliability, suitable for wire sizes from 50mm² to 240mm². The wire entry hole allows lugs that are within the nominal cross section.

DK..

DK240

Rated Data		UL	IEC
Rated Voltage	(V)	600	1000
Rated Current	(A)	370	415
Rated impulse voltage			8KV
Wire range	(kcmil/mm²)	300~500	95~240
Connection Capacity			
Max. Stranded	(mm²)		240
General Data			
Torque	(N.m)	19	
Screw thread		M10	
Stripping length	(mm)	30~40	
Insulation material		PA	
T / W	(mm)	43 / 93	
H / H on TS-35	(mm)	125.1 / 126	
Package		4	

Color	Part number	Package
■	DK240-RD	4
■	DK240-BL	4

Accessories	Part number	Package
Insertion bridge	CSC-24002P CSC-24003P	1 1
Marking label	TM50LW	20
Continuous flat marking label	TM-R200	10
DIN rail	TS-35 TS-35/15	20 10
Tool (mm)	8mm	

DK..N-TN is a 3-port screw type terminal block. Designed with a solid structure and high reliability to meet the vibration and harsh thermal variation requirement.

With plug-in bridge, DK..N-TN can connect two or more terminal blocks in parallel. Marking labels are compatible for clear identification.

DK..N-TN



DK2.5N-TN

Rated Data		UL	IEC
Rated Voltage	(V)	600	1000
Rated Current	(A)	20	24
Rated impulse voltage			8KV
Wire range	(AWG/mm²)	22~12	0.14~2.5
Connection Capacity			
Max. Solid	(mm²)		4
Max. Stranded	(mm²)		2.5
General Data			
Torque	(N.m)	0.4	
Screw thread		M2.5	
Stripping length	(mm)	9~11	
Insulation material		PA	
T / W	(mm)	5.1 / 48.7	
H / H on TS-35	(mm)	48.5 / 49.4	
Package		100	

Color	Part number	Package
■	DK2.5N-TN-RD	100
■	DK2.5N-TN-BL	100

Accessories	Part number	Package
End cover	DK2.5NC-TN	20
Separating disk	DKNSPS-001-OR	10
Plug-in bridge 2 3 4 5 10 20	DSS2.5N-02P DSS2.5N-03P DSS2.5N-04P DSS2.5N-05P DSS2.5N-10P DSS2.5N-20P	50 50 50 10 10 10
Plug-in bridge 500	DSD02-2.5500T	1
Plug-in bridge 2 3 4 5	DSS2.5N-6688-02P DSS2.5N-6688-03P DSS2.5N-6688-04P DSS2.5N-6688-05P	50 10 10 10
Insertion bridge 2 3 4 5 10	CSC-2.502PN CSC-2.503PN CSC-2.504PN CSC-2.505PN CSC-2.510PN	50 50 50 10 10
Reducing bridge	DSD02-2.5/6 DSD02-2.5/10	10 10
Test plug	0175-T002	50
Lever	0175L1	20
Safety cap		
Marking label	TM57HW	20
Continuous flat marking label	TM-R200	10
DIN rail	TS-35 TS-35/15	20 10
Tool (mm)	0.6 x 3.5 | DNT11-0107	

* Using DSD02-2.5500T Plug-in bridge, the rated current will drop to 17.5A

Feed-through 3-Conductor Terminal Blocks



DK4N-TN

Rated Data		UL	IEC
Rated Voltage	(V)	600	1000
Rated Current	(A)	30	32
Rated impulse voltage			8KV
Wire range	(AWG/mm²)	22~10	0.14~4
Connection Capacity			
Max. Solid	(mm²)		6
Max. Stranded	(mm²)		4
General Data			
Torque	(N.m)	0.6	
Screw thread		M3	
Stripping length	(mm)	9~11	
Insulation material		PA	
T / W	(mm)	6.1 / 48.7	
H / H on TS-35	(mm)	48.5 / 49.4	
Package		100	

Color	Part number	Package
■	DK4N-TN-RD	100
■	DK4N-TN-BL	100

	Part number	Package
	DK2.5NC-TN	20
	DKNSPS-001-OR	10
	DSS4N-02P DSS4N-03P DSS4N-04P DSS4N-05P DSS4N-10P DSS4N-20P	50 50 50 10 10 10
	CSC-402PN CSC-403PN CSC-404PN CSC-405PN CSC-410PN	50 50 50 10 10
	DSD02-4/6 DSD02-4/10	10 10
	0175-T003	50
	0175L1	20
	DK4N-TN-KP	20
	TM58HW	20
	TM-R200	10
	TS-35 TS-35/15	20 10
	0.6 x 3.5 | DNT11-0107	



DK6N-TN

Rated Data		UL	IEC
Rated Voltage	(V)	600	1000
Rated Current	(A)	50	41
Rated impulse voltage			8KV
Wire range	(AWG/mm²)	20~8	0.5~6
Connection Capacity			
Max. Solid	(mm²)		10
Max. Stranded	(mm²)		6
General Data			
Torque	(N.m)	1.2	
Screw thread		M4	
Stripping length	(mm)	12~14	
Insulation material		PA	
T / W	(mm)	8 / 55.2	
H / H on TS-35	(mm)	58.1 / 59.1	
Package		100	

Color	Part number	Package
■	DK6N-TN-RD	100
■	DK6N-TN-BL	100

	Part number	Package
	DK6NC-TN DK6NCB-TN	20 10
	DKNSPS-002-OR	10
	DSS6N-02P DSS6N-03P DSS6N-04P DSS6N-05P DSS6N-10P	50 50 50 10 10
	CSC-602PN CSC-603PN CSC-604PN CSC-605PN CSC-610PN	50 50 50 10 10
	DSD02-2.5/6 DSD02-4/6	10 10
	DK6N-TN-KP DK6N-TN-KP(Y)	20 20
	TM49LW	20
	TM-R100	10
	TS-35 TS-35/15	20 10
	0.8 x 4.0 | DNT11-0109	



DK10N-TN

Rated Data		UL	IEC
Rated Voltage	(V)	600	1000
Rated Current	(A)	60	57
Rated impulse voltage			8KV
Wire range	(AWG/mm²)	20~6	0.5~10
Connection Capacity			
Max. Solid	(mm²)		16
Max. Stranded	(mm²)		10
General Data			
Torque	(N.m)	1.3	
Screw thread		M4	
Stripping length	(mm)	12~14	
Insulation material		PA	
T / W	(mm)	10 / 55.6	
H / H on TS-35	(mm)	62.7 / 63.7	
Package		50	

Color	Part number	Package
■	DK10N-TN-RD	50
■	DK10N-TN-BL	50

	Part number	Package
	DK10NC-TN	10
	DKNSPS-002-OR	10
	DSS10N-02P DSS10N-03P DSS10N-04P DSS10N-05P DSS10N-10P	50 50 50 10 10
	CSC-1002PN CSC-1003PN CSC-1004PN CSC-1005PN CSC-1010PN	50 50 50 10 10
	DSD02-2.5/10 DSD02-4/10	10 10
	DK10N-TN-KP DK10N-TN-KP(Y)	20 20
	TM50LW	20
	TM-R200	10
	TS-35 TS-35/15	20 10
	1.0 x 5.5 | DNT11-0111	

Rated Data		UL	IEC
Rated Voltage	(V)		
Rated Current	(A)		
Rated impulse voltage			
Wire range	(AWG/mm²)		
Connection Capacity			
Max. Solid	(mm²)		
Max. Stranded	(mm²)		
General Data			
Torque	(N.m)		
Screw thread			
Stripping length	(mm)		
Insulation material			
T / W	(mm)		
H / H on TS-35	(mm)		
Package			

Color	Part number	Package

	Part number	Package

Feed-through 4-Conductor Terminal Blocks







DK..N-TR is a 4-port screw type terminal block, suitable for compact power distribution through two terminals on each side. Designed with a solid structure and high reliability to meet the vibration and harsh thermal variation requirement. With plug-in bridge, DK..N-TR can connect two or more terminal blocks in parallel. Marking labels are compatible for clear identification.

DK..N-TR

DK2.5N-TR		
Rated Data	**UL**	**IEC**
Rated Voltage (V)	600	1000
Rated Current (A)	20	24
Rated impulse voltage		8KV
Wire range (AWG/mm²)	22~12	0.14~2.5
Connection Capacity		
Max. Solid (mm²)		4
Max. Stranded (mm²)		2.5
General Data		
Torque (N.m)	0.4	
Screw thread	M2.5	
Stripping length (mm)	9~11	
Insulation material	PA	
T / W (mm)	5.1 / 54.8	
H / H on TS-35 (mm)	48.5 / 49.4	
Package	100	

Color	Part number	Package
■	DK2.5N-TR-RD	100
■	DK2.5N-TR-BL	100

Part number	Package
DK2.5NC-TR	20
DKNSPS-001-OR	10
DSS2.5N-02P DSS2.5N-03P DSS2.5N-04P DSS2.5N-05P DSS2.5N-10P DSS2.5N-20P	50 50 50 10 10 10
DSD02-2.5500T	1
DSS2.5N-6688-02P DSS2.5N-6688-03P DSS2.5N-6688-04P DSS2.5N-6688-05P	50 10 10 10
CSC-2.502PN CSC-2.503PN CSC-2.504PN CSC-2.505PN CSC-2.510PN	50 50 50 10 10
DSD02-2.5/6 DSD02-2.5/10	10 10
0175-T002	50
0175L1	20
DK2.5N-TR-KP	20
TM57HW	20
TM-R200	10
TS-35 TS-35/15	20 10
0.6 x 3.5 | DNT11-0107	

DK4N-TR		
Rated Data	**UL**	**IEC**
Rated Voltage (V)	600	1000
Rated Current (A)	30	32
Rated impulse voltage		8KV
Wire range (AWG/mm²)	22~10	0.14~4
Connection Capacity		
Max. Solid (mm²)		6
Max. Stranded (mm²)		4
General Data		
Torque (N.m)	0.6	
Screw thread	M3	
Stripping length (mm)	9~11	
Insulation material	PA	
T / W (mm)	6.1 / 54.8	
H / H on TS-35 (mm)	48.5 / 49.4	
Package	100	

Color	Part number	Package
■	DK4N-TR-RD	100
■	DK4N-TR-BL	100

Part number	Package
DK2.5NC-TR	20
DKNSPS-001-OR	10
DSS4N-02P DSS4N-03P DSS4N-04P DSS4N-05P DSS4N-10P DSS4N-20P	50 50 50 10 10 10
CSC-402PN CSC-403PN CSC-404PN CSC-405PN CSC-410PN	50 50 50 10 10
DSD02-4/6 DSD02-4/10	10 10
0175-T003	50
0175L1	20
DK4N-TR-KP	20
TM58HW	20
TM-R200	10
TS-35 TS-35/15	20 10
0.6 x 3.5 | DNT11-0107	

Rated Data	**UL**	**IEC**
Rated Voltage (V)		
Rated Current (A)		
Rated impulse voltage		
Wire range (AWG/mm²)		
Connection Capacity		
Max. Solid (mm²)		
Max. Stranded (mm²)		
General Data		
Torque (N.m)		
Screw thread		
Stripping length (mm)		
Insulation material		
T / W (mm)		
H / H on TS-35 (mm)		
Package		

Color	Part number	Package

Part number	Package

Accessories

End cover
Separating disk
Plug-in bridge
2
3
4
5
10
20
Plug-in bridge
500
Plug-in bridge
2
3
4
5
Insertion bridge
2
3
4
5
10
Reducing bridge
Test plug
Lever
Safety cap
Marking label
Continuous flat marking label
DIN rail
Tool (mm)

* Using DSD02-2.5500T Plug-in bridge, the rated current will drop to 17.5A

Feed-through Grounding Terminal Blocks







DK..N- PE is a grounding terminal block with the same dimensions as the DK..N series, and fully compliant with UL 1059 and IEC 60947-7-2. This series supports both the mechanical and the electrical functions of a PCTB by using it as a ground (PE) busbar.

DK..N-PE

DK2.5N-PE		
Rated Data	**UL**	**IEC**
Rated Voltage (V)	600	1000
Rated Current (A)		
Rated impulse voltage		8KV
Wire range (AWG/mm²)	28~12	0.14~2.5
Connection Capacity		
Max. Solid (mm²)		4
Max. Stranded (mm²)		2.5
General Data		
Torque (N.m)	0.4	
Screw thread	M2.5	
Stripping length (mm)	8~10	
Insulation material	PA	
T / W (mm)	5.1 / 45.4	
H / H on TS-35 (mm)	40.7 / 41.8	
Package	100	

Part number	Package
DK2.5NC-PE	20
TM57HW	20
TM-R200	10
TS-35 TS-35/15	20 10
0.6 x 3.5 | DNT11-0107	

DK4N-PE		
Rated Data	**UL**	**IEC**
Rated Voltage (V)	600	1000
Rated Current (A)		
Rated impulse voltage		8KV
Wire range (AWG/mm²)	28~10	0.14~4
Connection Capacity		
Max. Solid (mm²)		6
Max. Stranded (mm²)		4
General Data		
Torque (N.m)	0.6	
Screw thread	M3	
Stripping length (mm)	8~10	
Insulation material	PA	
T / W (mm)	6.1 / 45.4	
H / H on TS-35 (mm)	40.7 / 41.8	
Package	100	

Part number	Package
DK2.5NC-PE	20
TM58HW	20
TM-R200	10
TS-35 TS-35/15	20 10
0.6 x 3.5 | DNT11-0107	

DK6N-PE		
Rated Data	**UL**	**IEC**
Rated Voltage (V)	600	1000
Rated Current (A)		
Rated impulse voltage		8KV
Wire range (AWG/mm²)	20~8	0.2~6
Connection Capacity		
Max. Solid (mm²)		10
Max. Stranded (mm²)		6
General Data		
Torque (N.m)	1.2	
Screw thread	M4	
Stripping length (mm)	11~13	
Insulation material	PA	
T / W (mm)	8 / 47.1	
H / H on TS-35 (mm)	45.7 / 47.2	
Package	50	

Part number	Package
DK6NC-PE	20
TM49LW	20
TM-R200	10
TS-35 TS-35/15	20 10
0.8 x 4.0 | DNT11-0109	

Accessories

End cover
Marking label
Continuous flat marking label
DIN rail
Tool (mm)

Screw Connection

Feed-through Grounding Terminal Blocks

DK..N- PE is a grounding terminal block with the same dimensions as the DK..N series, and fully compliant with UL 1059 and IEC 60947-7-2. This series supports both the mechanical and the electrical functions of a PCTB by using it as a ground (PE) busbar.

Above DK35H-PE, additional to the snap-on foot, with screw mounting to strengthen the fix on the DIN rail.

DK..N-PE

Accessories

End cover

Marking label

Continuous flat marking label

DIN rail

Tool (mm)



DK10N-PE		
Rated Data	**UL**	**IEC**
Rated Voltage (V)	600	1000
Rated Current (A)		
Rated impulse voltage		8KV
Wire range (AWG/mm²)	20~6	0.5~10
Connection Capacity		
Max. Solid (mm²)		16
Max. Stranded (mm²)		10
General Data		
Torque (N.m)	2.5	4
Torque Din Rail (N.m)		
Screw thread	M4	
Stripping length (mm)	12~14	
Insulation material	PA	
T / W (mm)	10 / 47.2	
H / H on TS-35 (mm)	48.8 / 50.2	
Package	50	

Part number	Package
DK10NC-PE	20
TM50LW	20
TM-R200	10
TS-35 TS-35/15	20 10
1.0 x 5.5 | DNT11-0111	



DK16N-PE		
Rated Data	**UL**	**IEC**
Rated Voltage (V)	600	1000
Rated Current (A)		
Rated impulse voltage		8KV
Wire range (AWG/mm²)	14~3	1.5~16
Connection Capacity		
Max. Solid (mm²)		25
Max. Stranded (mm²)		16
General Data		
Torque (N.m)	2.5	
Torque Din Rail (N.m)		
Screw thread	M5	
Stripping length (mm)	14~16	
Insulation material	PA	
T / W (mm)	12 / 52	
H / H on TS-35 (mm)	50.9 / 52.2	
Package	50	

Part number	Package
DK16NC-PE	20
TM50LW	20
TM-R200	10
TS-35 TS-35/15	20 10
1.0 x 5.5 | DNT11-0111	



DK35H-PE		
Rated Data	**UL**	**IEC**
Rated Voltage (V)	600	1000
Rated Current (A)		
Rated impulse voltage		8KV
Wire range (AWG/mm²)	12~3	2.5~35
Connection Capacity		
Max. Solid (mm²)		50
Max. Stranded (mm²)		35
General Data		
Torque Wire (N.m)	3.5	
Torque Din Rail (N.m)	1.2	
Screw thread	M6	
Stripping length (mm)	16~18	
Insulation material	PA	
T / W (mm)	16 / 52	
H / H on TS-35 (mm)	59 / 61.2	
Package	50	

Part number	Package
TM50LW	20
TM-R200	10
TS-35 TS-35/15	20 10
1.0 x 5.5 | DNT11-0111	

Feed-through Grounding Terminal Blocks



DK50-PE		
Rated Data	**UL**	**IEC**
Rated Voltage (V)	600	1000
Rated Current (A)		
Rated impulse voltage		8KV
Wire range (AWG/mm²)	6	16~50
Connection Capacity		
Max. Solid (mm²)		
Max. Stranded (mm²)		50
General Data		
Torque Wire (N.m)	7.9	
Torque Din Rail (N.m)	3.3	
Screw thread	M6	
Stripping length (mm)	20~25	
Insulation material	PA	
T / W (mm)	20 / 70.5	
H / H on TS-35 (mm)	75.6 / 76.6	
Package	10	

Part number	Package
TM50LW	20
TM-R200	10
TS-35 TS-35/15	20 10
5mm	
(Copper DIN rail installation)	



DK95-PE		
Rated Data	**UL**	**IEC**
Rated Voltage (V)	600	1000
Rated Current (A)		
Rated impulse voltage		8KV
Wire range (AWG/mm²)	2~4/0	35~95
Connection Capacity		
Max. Solid (mm²)		
Max. Stranded (mm²)		95
General Data		
Torque Wire (N.m)	17.9	
Torque Din Rail (N.m)	5.6	
Screw thread	M8	
Stripping length (mm)	20~25	
Insulation material	PA	
T / W (mm)	25 / 80	
H / H on TS-35 (mm)	86.1 / 89.9	
Package	10	

Part number	Package
TM50LW	20
TM-R200	10
TS-35 TS-35/15	20 10
6mm	
(Copper DIN rail installation)	

Rated Data	**UL**	**IEC**
Rated Voltage (V)		
Rated Current (A)		
Rated impulse voltage		
Wire range (AWG/mm²)		
Connection Capacity		
Max. Solid (mm²)		
Max. Stranded (mm²)		
General Data		
Torque Wire (N.m)		
Torque Din Rail (N.m)		
Screw thread		
Stripping length (mm)		
Insulation material		
T / W (mm)		
H / H on TS-35 (mm)		
Package		

Part number	Package

Rated Data	**UL**	**IEC**
Rated Voltage (V)		
Rated Current (A)		
Rated impulse voltage		
Wire range (AWG/mm²)		
Connection Capacity		
Max. Solid (mm²)		
Max. Stranded (mm²)		
General Data		
Torque Wire (N.m)		
Torque Din Rail (N.m)		
Screw thread		
Stripping length (mm)		
Insulation material		
T / W (mm)		
H / H on TS-35 (mm)		
Package		

Part number	Package

Feed-through Grounding Terminal Blocks



DK..- PE is a protective conductor terminal block, fully compliant with all the strict requirements of UL 1059 and IEC 60947-7-2. The DIN rail is not only a mechanical support to the PCTB but also an electrical function of the PCTB, it is used as a ground (PE) busbar.

Ensure secured wiring, High conductivity and low resistance for safe grounding. Additional to the snap-on foot, with screw mounting to strengthen the fix on the DIN rail.

DK..-PE

Accessories

Marking label

Continuous flat marking label

DIN rail

Tool (mm)



DK2.5-PE		
Rated Data	**UL**	**IEC**
Rated Voltage (V)	600	630
Rated Current (A)		
Rated impulse voltage		8KV
Wire range (AWG/mm²)	26~12	0.5~2.5
Connection Capacity		
Max. Solid (mm²)		4
Max. Stranded (mm²)		2.5
General Data		
Torque Wire (N.m)	0.8	
Torque Din Rail (N.m)	0.52	
Screw thread	M3	
Stripping length (mm)	10~14	
Insulation material	PA	
T / W (mm)	5.7 / 56	
H / H on TS-35 (mm)	46.4 / 47.4	
Package	100	

Part number	Package
TM57HW	20
TM-R200	10
TS-35 TS-35/15	20 10
0.6 x 3.5 | DNT11-0107	



DK4-PE		
Rated Data	**UL**	**IEC**
Rated Voltage (V)	600	630
Rated Current (A)		
Rated impulse voltage		8KV
Wire range (AWG/mm²)	26~10	0.5~4
Connection Capacity		
Max. Solid (mm²)		6
Max. Stranded (mm²)		4
General Data		
Torque Wire (N.m)	0.8	
Torque Din Rail (N.m)	0.52	
Screw thread	M3	
Stripping length (mm)	12~16	
Insulation material	PA	
T / W (mm)	6.6 / 56	
H / H on TS-35 (mm)	46.4 / 47.4	
Package	100	

Part number	Package
TM58HW	20
TM-R200	10
TS-35 TS-35/15	20 10
0.6 x 3.5 | DNT11-0107	



DK10-PE		
Rated Data	**UL**	**IEC**
Rated Voltage (V)	600	500
Rated Current (A)		
Rated impulse voltage		8KV
Wire range (AWG/mm²)	16~8	1.5~10
Connection Capacity		
Max. Solid (mm²)		16
Max. Stranded (mm²)		10
General Data		
Torque Wire (N.m)	1.76	
Torque Din Rail (N.m)	0.8	
Screw thread	M4	
Stripping length (mm)	12~16	
Insulation material	PA	
T / W (mm)	10.4 / 56	
H / H on TS-35 (mm)	46.4 / 47.4	
Package	50	

Part number	Package
TM50LW	20
TM-R200	10
TS-35 TS-35/15	20 10
0.8 x 4 | DNT11-0109	

Feed-through Grounding Terminal Blocks



DK16-PE		
Rated Data	**UL**	**IEC**
Rated Voltage (V)	600	1000
Rated Current (A)		
Rated impulse voltage		8KV
Wire range (AWG/mm²)	14~6	2.5~16
Connection Capacity		
Max. Solid (mm²)		25
Max. Stranded (mm²)		16
General Data		
Torque Wire (N.m)	3.4	
Torque Din Rail (N.m)	0.8	
Screw thread	M5	
Stripping length (mm)	14~18	
Insulation material	PA	
T / W (mm)	12 / 56	
H / H on TS-35 (mm)	62.4 / 63.4	
Package	20	

Part number	Package
TM50LW	20
TM-R200	10
TS-35 TS-35/15	20 10
1.0 x 5.5 | DNT11-0111	

Rated Data	**UL**	**IEC**
Rated Voltage (V)		
Rated Current (A)		
Rated impulse voltage		
Wire range (AWG/mm²)		
Connection Capacity		
Max. Solid (mm²)		
Max. Stranded (mm²)		
General Data		
Torque Wire (N.m)		
Torque Din Rail (N.m)		
Screw thread		
Stripping length (mm)		
Insulation material		
T / W (mm)		
H / H on TS-35 (mm)		
Package		

Part number	Package

Rated Data	**UL**	**IEC**
Rated Voltage (V)		
Rated Current (A)		
Rated impulse voltage		
Wire range (AWG/mm²)		
Connection Capacity		
Max. Solid (mm²)		
Max. Stranded (mm²)		
General Data		
Torque Wire (N.m)		
Torque Din Rail (N.m)		
Screw thread		
Stripping length (mm)		
Insulation material		
T / W (mm)		
H / H on TS-35 (mm)		
Package		

Part number	Package

Rated Data	**UL**	**IEC**
Rated Voltage (V)		
Rated Current (A)		
Rated impulse voltage		
Wire range (AWG/mm²)		
Connection Capacity		
Max. Solid (mm²)		
Max. Stranded (mm²)		
General Data		
Torque Wire (N.m)		
Torque Din Rail (N.m)		
Screw thread		
Stripping length (mm)		
Insulation material		
T / W (mm)		
H / H on TS-35 (mm)		
Package		

Part number	Package

Screw Connection

Multi-Level Terminal Blocks



Compact design for high density connections



Screw connection

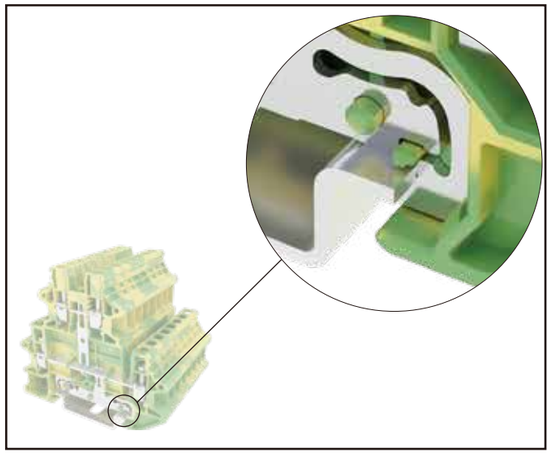

Supporting grounding function

DKK..N is a double layers screw type terminal block, with each layer connecting independently. This reduces the installation space requirement by 50%. Each layer can be further bridged in parallel and labeled for identification. Test plugs can be used for testing and measurement purpose.

DKK..N

Accessories

End cover

Separating disk

Plug-in bridge
2
3
4
5
10
20

Plug-in bridge
500

Plug-in bridge
2
3
4
5

Insertion bridge
2
3
4
5
10

Test plug

Lever

Marking label

Continuous flat marking label

DIN rail

Tool (mm)



DKK2.5N		
Rated Data	**UL**	**IEC**
Rated Voltage (V)	600	400
Rated Current (A)	20	24
Rated impulse voltage		8KV
Wire range (AWG/mm²)	22~12	0.34~2.5
Connection Capacity		
Max. Solid (mm²)		4
Max. Stranded (mm²)		2.5
General Data		
Torque (N.m)	0.4	
Screw thread	M2.5	
Stripping length (mm)	9~11	
Insulation material	PA	
T / W (mm)	5.1 / 71.5	
H / H on TS-35 (mm)	62.2 / 63	
Package	100	

Color	Part number	Package
■	DKK2.5N-RD	100
■	DKK2.5N-BL	100
	Part number	**Package**
	DKK2.5NC	50
	DKNSPS-001-OR	10
	DSS2.5N-02P DSS2.5N-03P DSS2.5N-04P DSS2.5N-05P DSS2.5N-10P DSS2.5N-20P	50 50 50 10 10 10
	DSD02-2.5500T	1
	DSS2.5N-6688-02P DSS2.5N-6688-03P DSS2.5N-6688-04P DSS2.5N-6688-05P	50 10 10 10
	CSC-2.502PN CSC-2.503PN CSC-2.504PN CSC-2.505PN CSC-2.510PN	50 50 50 10 10
	0175-T002	50
	0175L1	
	TM57HW	20
	TM-R200	10
	TS-35 TS-35/15	20 10
	0.6 x 3.5 | DNT11-0107	

* Using DSD02-2.5500T Plug-in bridge, the rated current will drop to 17.5A

Multi-Level Terminal Blocks



DKK4N		
Rated Data	**UL**	**IEC**
Rated Voltage (V)	600	800
Rated Current (A)	30	32
Rated impulse voltage		8KV
Wire range (AWG/mm²)	22~10	0.34~4
Connection Capacity		
Max. Solid (mm²)		6
Max. Stranded (mm²)		4
General Data		
Torque (N.m)	0.6	
Screw thread	M3	
Stripping length (mm)	9~11	
Insulation material	PA	
T / W (mm)	6.1 / 71.5	
H / H on TS-35 (mm)	62.2 / 63	
Package	100	

Color	Part number	Package
■	DKK4N-RD	100
■	DKK4N-BL	100
	Part number	**Package**
	DKK2.5NC	50
	DKNSPS-001-OR	10
	DSS4N-02P DSS4N-03P DSS4N-04P DSS4N-05P DSS4N-10P DSS4N-20P	50 50 50 10 10 10
	CSC-402PN CSC-403PN CSC-404PN CSC-405PN CSC-410PN	50 50 50 10 10
	0175-T003	50
	0175L1	20
	TM58HW	20
	TM-R200	10
	TS-35 TS-35/15	20 10
	0.6 x 3.5 | DNT11-0107	



DK2.5N-3L		
Rated Data	**UL**	**IEC**
Rated Voltage (V)	600	1000
Rated Current (A)	20	24
Rated impulse voltage		8KV
Wire range (AWG/mm²)	22~12	0.34~2.5
Connection Capacity		
Max. Solid (mm²)		4
Max. Stranded (mm²)		2.5
General Data		
Torque (N.m)	0.4	
Screw thread	M2.5	
Stripping length (mm)	9~11	
Insulation material	PA	
T / W (mm)	5.1 / 90.7	
H / H on TS-35 (mm)	76 / 77.6	
Package	100	

Color	Part number	Package
■	DK2.5N-3L-RD	100
■	DK2.5N-3L-BL	100
	Part number	**Package**
	DK2.5NC-3L	20
	DKNSPS-001-OR	10
	DSS2.5N-02P DSS2.5N-03P DSS2.5N-04P DSS2.5N-05P DSS2.5N-10P DSS2.5N-20P	50 50 50 10 10 10
	DSD02-2.5500T	1
	DSS2.5N-6688-02P DSS2.5N-6688-03P DSS2.5N-6688-04P DSS2.5N-6688-05P	50 10 10 10
	CSC-2.502PN CSC-2.503PN CSC-2.504PN CSC-2.505PN CSC-2.510PN	50 50 50 10 10
	0175-T002	50
	0175L1	20
	TM57HW	20
	TM-R200	10
	TS-35 TS-35/15	20 10
	0.6 x 3.5 | DNT11-0107	

* Using DSD02-2.5500T Plug-in bridge, the rated current will drop to 17.5A



DK2.5L-3L		
Rated Data	**UL**	**IEC**
Rated Voltage (V)	300	500
Rated Current (A)	20	24
Rated impulse voltage		8KV
Wire range (AWG/mm²)	22~12	0.34~2.5
Connection Capacity		
Max. Solid (mm²)		4
Max. Stranded (mm²)		2.5
General Data		
Torque (N.m)	0.4	
Screw thread	M2.5	
Stripping length (mm)	9~11	
Insulation material	PA	
T / W (mm)	5.1 / 72.8	
H / H on TS-35 (mm)	62 / 63.5	
Package	100	

Color	Part number	Package
■	DK2.5L-3L-RD	100
■	DK2.5L-3L-BL	100
	Part number	**Package**
	DK2.5LC-3L	20
	DKNSPS-001-OR	10
	DSS2.5N-02P DSS2.5N-03P DSS2.5N-04P DSS2.5N-05P DSS2.5N-10P DSS2.5N-20P	50 50 50 10 10 10
	DSD02-2.5500T	1
	DSS2.5N-6688-02P DSS2.5N-6688-03P DSS2.5N-6688-04P DSS2.5N-6688-05P	50 10 10 10
	CSC-2.502PN CSC-2.503PN CSC-2.504PN CSC-2.505PN CSC-2.510PN	50 50 50 10 10
	0175-T002	50
	0175L1	20
	TM52HW	20
	TM-R100	10
	TS-35 TS-35/15	20 10
	0.6 x 3.5 | DNT11-0107	

* Using DSD02-2.5500T Plug-in bridge, the rated current will drop to 17.5A

DK2.5LU-3L		
Rated Data	**UL**	**IEC**
Rated Voltage (V)	600	1000
Rated Current (A)	20	24
Rated impulse voltage		8KV
Wire range (AWG/mm²)	22~12	0.34~2.5
Connection Capacity		
Max. Solid (mm²)		4
Max. Stranded (mm²)		2.5
General Data		
Torque (N.m)	0.4	
Screw thread	M2.5	
Stripping length (mm)	9~11	
Insulation material	PA	
T / W (mm)	6.1 / 72.8	
H / H on TS-35 (mm)	62 / 63.5	
Package	100	

Color	Part number	Package
■	DK2.5LU-3L-RD	100
■	DK2.5LU-3L-BL	100
	Part number	**Package**
	DK2.5LC-3L	20
	DKNSPS-001-OR	10
	CSD07-2.502 CSD07-2.503 CSD07-2.504 CSD07-2.505 CSD07-2.510	50 50 50 10 10
	TM53HW	20
	TM-R100	10
	TS-35 TS-35/15	20 10
	0.6 x 3.5 | DNT11-0107	

Multi-Level With Eguiptential Bonder Terminal Blocks

DKK..N is a double layers screw type terminal block, with each layer connecting independently. This reduces the installation space requirement by 50%. Each layer can be further bridged in parallel and labeled for identification. Test plugs can be used for testing and measurement purpose.

DKK..N



DKK2.5N-PV		
Rated Data	**UL**	**IEC**
Rated Voltage (V)	600	400
Rated Current (A)	20	24
Rated impulse voltage		8KV
Wire range (AWG/mm²)	22~12	0.34~2.5
Connection Capacity		
Max. Solid (mm²)		4
Max. Stranded (mm²)		2.5
General Data		
Torque (N.m)	0.4	
Screw thread	M2.5	
Stripping length (mm)	9~11	
Insulation material	PA	
T / W (mm)	5.1 / 71.5	
H / H on TS-35 (mm)	62.2 / 63	
Package	100	

Color	Part number	Package
■	DKK2.5N-PV-RD	100
■	DKK2.5N-PV-BL	100

Part number	Package
DKK2.5NC	50
DKNSPS-001-OR	10
DSS2.5N-02P DSS2.5N-03P DSS2.5N-04P DSS2.5N-05P DSS2.5N-10P DSS2.5N-20P	50 50 50 10 10 10
DSD02-2.5500T	1
DSS2.5N-6688-02P DSS2.5N-6688-03P DSS2.5N-6688-04P DSS2.5N-6688-05P	50 10 10 10
CSC-2.502PN CSC-2.503PN CSC-2.504PN CSC-2.505PN CSC-2.510PN	50 50 10 10 10
0175-T002	50
0175L1	20
TM57HW	20
TM-R200	10
TS-35 TS-35/15	20 10
0.6 x 3.5| DNT11-0107	

* Using DSD02-2.5500T Plug-in bridge, the rated current will drop to 17.5A



DKK4N-PV		
Rated Data	**UL**	**IEC**
Rated Voltage (V)	600	800
Rated Current (A)	30	32
Rated impulse voltage		8KV
Wire range (AWG/mm²)	22~10	0.34~4
Connection Capacity		
Max. Solid (mm²)		6
Max. Stranded (mm²)		4
General Data		
Torque (N.m)	0.6	
Screw thread	M3	
Stripping length (mm)	9~11	
Insulation material	PA	
T / W (mm)	6.1 / 71.5	
H / H on TS-35 (mm)	62.2 / 63	
Package	100	

Color	Part number	Package
■	DKK4N-PV-RD	100
■	DKK4N-PV-BL	100

Part number	Package
DKK2.5NC	50
DKNSPS-001-OR	10
DSS4N-02P DSS4N-03P DSS4N-04P DSS4N-05P DSS4N-10P DSS4N-20P	50 50 50 10 10 10
CSC-402PN CSC-403PN CSC-404PN CSC-405PN CSC-410PN	50 50 50 10 10
0175-T003	50
0175L1	20
TM58HW	20
TM-R200	10
TS-35 TS-35/15	20 10
0.6 x 3.5| DNT11-0107	



DK2.5N-3L-PV		
Rated Data	**UL**	**IEC**
Rated Voltage (V)	600	1000
Rated Current (A)	20	24
Rated impulse voltage		8KV
Wire range (AWG/mm²)	22~12	0.34~2.5
Connection Capacity		
Max. Solid (mm²)		4
Max. Stranded (mm²)		2.5
General Data		
Torque (N.m)	0.4	
Screw thread	M2.5	
Stripping length (mm)	9~11	
Insulation material	PA	
T / W (mm)	5.1 / 90.7	
H / H on TS-35 (mm)	76 / 77.6	
Package	50	

Color	Part number	Package

Part number	Package
DK2.5NC-3L	20
DKNSPS-001-OR	10
DSS2.5N-02P DSS2.5N-03P DSS2.5N-04P DSS2.5N-05P DSS2.5N-10P	50 50 50 10 10
DSD02-2.5500T	1
DSS2.5N-6688-02P DSS2.5N-6688-03P DSS2.5N-6688-04P DSS2.5N-6688-05P	50 10 10 10
CSC-2.502PN CSC-2.503PN CSC-2.504PN CSC-2.505PN CSC-2.510PN	50 50 50 10 10
0175-T002	50
0175L1	20
TM57HW	20
TM-R200	10
TS-35 TS-35/15	20 10
0.6 x 3.5| DNT11-0107	

* Using DSD02-2.5500T Plug-in bridge, the rated current will drop to 17.5A

Accessories

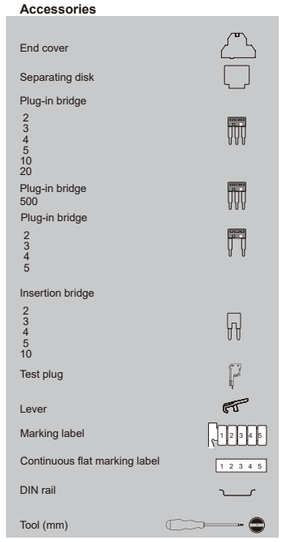

Multi-Level With PE Foot Terminal Blocks

DKK..N-..PE is a double layers grounding terminal block, with each layer connecting independently. This reduces the installation space requirement by 50%. Each layer can be further bridged in parallel and labeled for identification.Test plugs can be used for testing and measurement purpose.

DKK..N-..PE



DKK2.5N-L2PE		
Rated Data	**UL**	**IEC**
Rated Voltage (V)	600	800
Rated Current (A)		
Rated impulse voltage		8KV
Wire range (AWG/mm²)	22~12	0.34~4
Connection Capacity		
Max. Solid (mm²)	12	2.5
Max. Stranded (mm²)	12	2.5
General Data		
Torque (N.m)	0.4	
Screw thread	M2.5	
Stripping length (mm)	9~11	
Insulation material	PA	
T / W (mm)	5.1 / 71.5	
H / H on TS-35 (mm)	62 / 70.5	
Package	50	

Part number	Package
DKK2.5NC	50
DKNSPS-001-OR	10
DSS2.5N-02P DSS2.5N-03P DSS2.5N-04P DSS2.5N-05P DSS2.5N-10P DSS2.5N-20P	50 50 50 10 10 10
DSD02-2.5500T	1
DSS2.5N-6688-02P DSS2.5N-6688-03P DSS2.5N-6688-04P DSS2.5N-6688-05P	50 10 10 10
CSC-2.502PN CSC-2.503PN CSC-2.504PN CSC-2.505PN CSC-2.510PN	50 50 50 10 10
0175-T002	50
0175L1	20
TM57HW	20
TM-R200	10
TS-35 TS-35/15	20 10
0.6 x 3.5| DNT11-0107	

* Using DSD02-2.5500T Plug-in bridge, the rated current will drop to 17.5A



DKK4N-L2PE		
Rated Data	**UL**	**IEC**
Rated Voltage (V)	600	800
Rated Current (A)		
Rated impulse voltage		8KV
Wire range (AWG/mm²)	22~10	0.34~6
Connection Capacity		
Max. Solid (mm²)	10	6
Max. Stranded (mm²)	10	6
General Data		
Torque (N.m)	0.6	
Screw thread	M3	
Stripping length (mm)	9~11	
Insulation material	PA	
T / W (mm)	6.1 / 71.5	
H / H on TS-35 (mm)	62 / 70.5	
Package	50	

Part number	Package
DKK2.5NC	50
DKNSPS-001-OR	10
DSS4N-02P DSS4N-03P DSS4N-04P DSS4N-05P DSS4N-10P DSS4N-20P	50 50 50 10 10 10
CSC-402PN CSC-403PN CSC-404PN CSC-405PN CSC-410PN	50 50 50 10 10
0175-T003	50
0175L1	20
TM58HW	20
TM-R200	10
TS-35 TS-35/15	20 10
0.6 x 3.5| DNT11-0107	



DK2.5N-3L-L3PE		
Rated Data	**UL**	**IEC**
Rated Voltage (V)	600	1000
Rated Current (A)	20	24
Rated impulse voltage		8KV
Wire range (AWG/mm²)	22~12	0.34~2.5
Connection Capacity		
Max. Solid (mm²)		4
Max. Stranded (mm²)		2.5
General Data		
Torque (N.m)	0.4	
Screw thread	M2.5	
Stripping length (mm)	9~11	
Insulation material	PA	
T / W (mm)	5.1 / 90.7	
H / H on TS-35 (mm)	76 / 77.6	
Package	20	

Part number	Package
DK2.5NC-3L	20
DKNSPS-001-OR	10
DSS2.5N-02P DSS2.5N-03P DSS2.5N-04P DSS2.5N-05P DSS2.5N-10P	50 50 50 10 10
DSD02-2.5500T	1
DSS2.5N-6688-02P DSS2.5N-6688-03P DSS2.5N-6688-04P DSS2.5N-6688-05P	50 10 10 10
CSC-2.502PN CSC-2.503PN CSC-2.504PN CSC-2.505PN CSC-2.510PN	50 50 50 10 10
0175-T002	50
0175L1	20
TM57HW	20
TM-R200	10
TS-35 TS-35/15	20 10
0.6 x 3.5| DNT11-0107	

* Using DSD02-2.5500T Plug-in bridge, the rated current will drop to 17.5A

Multi-Level Grounding Terminal Blocks

DKK..N-..PE is a double layers grounding terminal block, with each layer connecting independently. This reduces the installation space requirement by 50%. Each layer can be further bridged in parallel and labeled for identification.Test plugs can be used for testing and measurement purpose.

DKK..N-..PE



DKK2.5N-PE		
Rated Data	**UL**	**IEC**
Rated Voltage (V)	600	800
Rated Current (A)		
Rated impulse voltage		8KV
Wire range (AWG/mm²)	22~12	0.34~2.5
Connection Capacity		
Max. Solid (mm²)	12	4
Max. Stranded (mm²)	12	2.5
General Data		
Torque (N.m)	0.4	
Screw thread	M2.5	
Stripping length (mm)	9~11	
Insulation material	PA	
T / W (mm)	5.1 / 71.5	
H / H on TS-35 (mm)	62 / 70.5	
Package	100	

Part number	Package
DKK2.5NC	50
0175-T002	50
0175L1	20
TM57HW	20
TM-R200	10
TS-35 TS-35/15	20 10
0.6 x 3.5 | DNT11-0107	



DKK4N-PE		
Rated Data	**UL**	**IEC**
Rated Voltage (V)	600	800
Rated Current (A)		
Rated impulse voltage		8KV
Wire range (AWG/mm²)	22~10	0.34~4
Connection Capacity		
Max. Solid (mm²)	10	6
Max. Stranded (mm²)	10	4
General Data		
Torque (N.m)	0.6	
Screw thread	M3	
Stripping length (mm)	9~11	
Insulation material	PA	
T / W (mm)	6.1 / 71.5	
H / H on TS-35 (mm)	62 / 70.5	
Package	100	

Part number	Package
DKK2.5NC	50
DKNSPS-001-OR	10
0175-T003	50
0175L1	20
TM58HW	20
TM-R200	10
TS-35 TS-35/15	20 10
0.6 x 3.5 | DNT11-0107	



DK2.5N-3L-PE		
Rated Data	**UL**	**IEC**
Rated Voltage (V)	600	1000
Rated Current (A)		
Rated impulse voltage		8KV
Wire range (AWG/mm²)	22~12	0.34~2.5
Connection Capacity		
Max. Solid (mm²)		4
Max. Stranded (mm²)		2.5
General Data		
Torque (N.m)	0.4	
Screw thread	M2.5	
Stripping length (mm)	9~11	
Insulation material	PA	
T / W (mm)	5.1 / 90.7	
H / H on TS-35 (mm)	76 / 77.6	
Package	20	

Part number	Package
DK2.5NC-3L	20
DKNSPS-001-OR	10
0175-T002	50
0175L1	20
TM57HW	20
TM-R200	10
TS-35 TS-35/15	20 10
0.6 x 3.5 | DNT11-0107	

Accessories

End cover
Separating disk
Test plug
Lever
Marking label
Continuous flat marking label
DIN rail
Tool (mm)

Bi-Level Diode Terminal Blocks

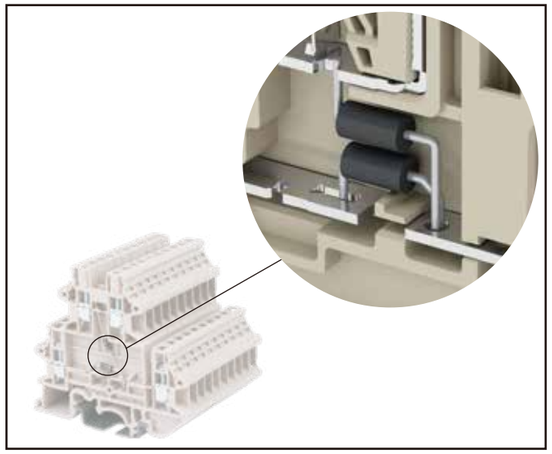

Support electronic component function



Screw connection offers stable connectivity

DKK2.5N-D series is a double-layer diode terminal block for fast and reliable protection against reverse current. While standard products are typically used for AC applications, DC applications require a more specific approach, such as photovoltaic applications.

DKK..N



DKK2.5N-D01		
Rated Data	**UL**	**IEC**
Rated Voltage (V)	250	250
Rated Current (A)	0.5	0.5
Rated impulse voltage		8KV
Wire range (AWG/mm²)	22~12	0.34~2.5
Connection Capacity		
Max. Solid (mm²)		4
Max. Stranded (mm²)		2.5
General Data		
Torque (N.m)	0.4	
Screw thread	M2.5	
Stripping length (mm)	9~11	
Insulation material	PA	
T / W (mm)	5.1 / 71.5	
H / H on TS-35 (mm)	62.2 / 63	
Package	20	

Part number	Package
DKK2.5NC	50
DKNSPS-001-OR	10
DSS2.5N-02P DSS2.5N-03P DSS2.5N-04P DSS2.5N-05P DSS2.5N-10P DSS2.5N-20P	50 50 50 10 10 10
DSS2.5N-6688-02P DSS2.5N-6688-03P DSS2.5N-6688-04P DSS2.5N-6688-05P	50 10 10 10
CSC-2.502PN CSC-2.503PN CSC-2.504PN CSC-2.505PN CSC-2.510PN	50 50 50 10 10
0175-T002	50
0175L1	20
TM57HW	20
TM-R200	10
TS-35 TS-35/15	20 10
0.6 x 3.5 | DNT11-0107	

Accessories

End cover
Separating disk
Plug-in bridge
2
3
4
5
10
20
Plug-in bridge
2
3
4
5
Insertion bridge
2
3
4
5
10
Test plug
Lever
Marking label
Continuous flat marking label
DIN rail
Tool (mm)

Screw Connection

Bi-Level Diode Terminal Blocks

DKK2.5N-D series is a double-layer diode terminal block for fast and reliable protection against reverse current. While standard products are typically used for AC applications, DC applications require a more specific approach, such as photovoltaic applications.

DKK..N







DKK2.5N-D02		
Rated Data	**UL**	**IEC**
Rated Voltage (V)	250	250
Rated Current (A)	0.5	0.5
Rated impulse voltage		8KV
Wire range (AWG/mm^2)	22~12	0.34~2.5
Connection Capacity		
Max. Solid (mm^2)		4
Max. Stranded (mm^2)		2.5
General Data		
Torque (N.m)	0.4	
Screw thread	M2.5	
Stripping length (mm)	9~11	
Insulation material	PA	
T / W (mm)	5.1 / 71.5	
H / H on TS-35 (mm)	62.2 / 63	
Package	20	

Part number	Package
DKK2.5NC	50
DKNSPS-001-OR	10
DSS2.5N-02P	50
DSS2.5N-03P	50
DSS2.5N-04P	50
DSS2.5N-05P	10
DSS2.5N-10P	10
DSS2.5N-20P	10
DSS2.5N-6688-02P	50
DSS2.5N-6688-03P	10
DSS2.5N-6688-04P	10
DSS2.5N-6688-05P	10
CSC-2.502PN	50
CSC-2.503PN	50
CSC-2.504PN	50
CSC-2.505PN	10
CSC-2.510PN	10
0175-T002	50
0175L1	20
TM57HW	20
TM-R200	10
TS-35	20
TS-35/15	10
0.6 x 3.5 | DNT11-0107	

DKK2.5N-D03		
Rated Data	**UL**	**IEC**
Rated Voltage (V)	250	250
Rated Current (A)	0.5	0.5
Rated impulse voltage		8KV
Wire range (AWG/mm^2)	22~12	0.34~2.5
Connection Capacity		
Max. Solid (mm^2)		4
Max. Stranded (mm^2)		2.5
General Data		
Torque (N.m)	0.4	
Screw thread	M2.5	
Stripping length (mm)	9~11	
Insulation material	PA	
T / W (mm)	5.1 / 71.5	
H / H on TS-35 (mm)	62.2 / 63	
Package	20	

Part number	Package
DKK2.5NC	50
DKNSPS-001-OR	10
DSS2.5N-02P	50
DSS2.5N-03P	50
DSS2.5N-04P	50
DSS2.5N-05P	10
DSS2.5N-10P	10
DSS2.5N-20P	10
DSS2.5N-6688-02P	50
DSS2.5N-6688-03P	10
DSS2.5N-6688-04P	10
DSS2.5N-6688-05P	10
CSC-2.502PN	50
CSC-2.503PN	50
CSC-2.504PN	50
CSC-2.505PN	10
CSC-2.510PN	10
0175-T002	50
0175L1	20
TM57HW	20
TM-R200	10
TS-35	20
TS-35/15	10
0.6 x 3.5 | DNT11-0107	

DKK2.5N-D04		
Rated Data	**UL**	**IEC**
Rated Voltage (V)	250	250
Rated Current (A)	0.5	0.5
Rated impulse voltage		8KV
Wire range (AWG/mm^2)	22~12	0.34~2.5
Connection Capacity		
Max. Solid (mm^2)		4
Max. Stranded (mm^2)		2.5
General Data		
Torque (N.m)	0.4	
Screw thread	M2.5	
Stripping length (mm)	9~11	
Insulation material	PA	
T / W (mm)	5.1 / 71.5	
H / H on TS-35 (mm)	62.2 / 63	
Package	20	

Part number	Package
DKK2.5NC	50
DKNSPS-001-OR	10
DSS2.5N-02P	50
DSS2.5N-03P	50
DSS2.5N-04P	50
DSS2.5N-05P	10
DSS2.5N-10P	10
DSS2.5N-20P	10
DSS2.5N-6688-02P	50
DSS2.5N-6688-03P	10
DSS2.5N-6688-04P	10
DSS2.5N-6688-05P	10
CSC-2.502PN	50
CSC-2.503PN	50
CSC-2.504PN	50
CSC-2.505PN	10
CSC-2.510PN	10
0175-T002	50
0175L1	20
TM57HW	20
TM-R200	10
TS-35	20
TS-35/15	10
0.6 x 3.5 | DNT11-0107	

Accessories

End cover

Separating disk

Plug-in bridge
2
3
4
5
10
20

Plug-in bridge
2
3
4
5

Insertion bridge
2
3
4
5
10

Test plug

Lever

Marking label

Continuous flat marking label

DIN rail

Tool (mm)

DK Sensor/Actuator Terminal Blocks Introduction

DK1.5SG series supports the connection with 3-wire sensors. The user performs the wiring of the NPN and/or PNP according to the required conditions.

Cross connection bridges are available, with which DK1.5SG can connect the positive and negative electrodes to the same potential. DK1.5SGF-PE can further support grounding function.

The screw connection method makes stable electrical connection in the application of signal and power transmission. In addition, it can also equip with continuous flat marking labels and bridges in different colors, and using the excellent marking system to make the wiring identification more convenient.

Advantages of screw connection:
1. Vibration resistance
2. Anti-loosening
3. Stable transmission



It can connect with various sensors to perform control process. DK1.5SGF mating with bridges can distribute the potential to various sensors. In addition, DK1.5SGF-PE also provides a grounding point for completion of sensor's grounded wiring.



Equipped with a continuous flat marking label, the terminal block can be identified clearly and make the installation convenient. Besides, the continuous flat marking label in different colors to identify the potentials easily when wiring.

Sensor / Actuator Terminal Blocks

DK1.5SG.. is a sensor/actuator terminal block in 3 layers. The top layer supports signal lines, and the second and/or third layers support positive and negative potentials.

In addition, the third layer also supports insertion bridges to establish equipotential.

DK1.5SG..



DK1.5SG		
Rated Data	**UL**	**IEC**
Rated Voltage (V)	300	250
Rated Current (A)	15	17.5
Rated impulse voltage		4KV
Wire range (AWG/mm^2)	24~14	0.2~1.5
Connection Capacity		
Max. Solid (mm^2)		2.5
Max. Stranded (mm^2)		2.5
General Data		
Torque (N.m)	0.4~0.45	
Screw thread	M2.5	
Stripping length (mm)	8~9	
Insulation material	PA	
T / W (mm)	5.1 / 60.4	
H / H on TS-35 (mm)	50.7 / 52.0	
Package	50	

Part number	Package
DK1.5SGC	20
DSD02-1.580	10
TM52HW	20
TM-R100	10
TS-35 TS-35/15	20 10
0.4 x 2.5 | DNT11-0102	



DK1.5SG-L24		
Rated Data	**UL**	**IEC**
Rated Voltage (V)	300	24
Rated Current (A)	15	17.5
Rated impulse voltage		4KV
Wire range (AWG/mm^2)	24~14	0.2~1.5
Connection Capacity		
Max. Solid (mm^2)		2.5
Max. Stranded (mm^2)		2.5
General Data		
Torque (N.m)	0.4~0.45	
Screw thread	M2.5	
Stripping length (mm)	8~9	
Insulation material	PA	
T / W (mm)	5.1 / 60.4	
H / H on TS-35 (mm)	50.7 / 52.0	
Package	50	

Part number	Package
DK1.5SGC	20
DSD02-1.580	10
TM52HW	20
TM-R100	10
TS-35 TS-35/15	20 10
0.4 x 2.5 | DNT11-0102	



DK1.5SGF-PE		
Rated Data	**UL**	**IEC**
Rated Voltage (V)	300	250
Rated Current (A)		
Rated impulse voltage		4KV
Wire range (AWG/mm^2)	24~14	0.2~1.5
Connection Capacity		
Max. Solid (mm^2)		2.5
Max. Stranded (mm^2)		2.5
General Data		
Torque (N.m)	0.4~0.45	
Screw thread	M2.5	
Stripping length (mm)	8~9	
Insulation material	PA	
T / W (mm)	6.1 / 60.4	
H / H on TS-35 (mm)	50.7 / 52.0	
Package	20	

Part number	Package
DSD02-1.580	10
TM52HW	20
TM-R100	10
TS-35 TS-35/15	20 10
0.4 x 2.5 | DNT11-0102	

Accessories

- End cover
- Plug-in bridge
- Marking label
- Continuous flat marking label
- DIN rail
- Tool (mm)

Can be cut to required length.

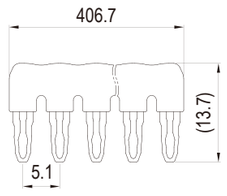

No of pole : 80

Part number	Color
DSD02-1.580	Black
DSD02-1.580-GN	Green
DSD02-1.580-RD	Red
DSD02-1.580-BL	Blue

Sensor / Actuator Terminal Blocks

DKES1.5 series are equipped with two ~ three sockets, one vertical entry on top and one~two horizontal entry on the side.

The multi-position cover can be devided in any pole numbers and snapped into the housing as shock protection for the contact pins when removing the plugs.

DKES1.5N..



DKES1.5N2		
Rated Data	**UL**	**IEC**
Rated Voltage (V)	300	250
Rated Current (A)	20	24
Rated impulse voltage		4KV
Wire range (AWG/mm^2)	22~12	0.5~1.5
Connection Capacity		
Max. Solid (mm^2)		1.5
Max. Stranded (mm^2)		1.5
General Data		
Torque (N.m)	0.5~0.6	
Screw thread	M3	
Stripping length (mm)	9~10	
Insulation material	PA	
T / W (mm)	5.08 / 50.6	
H / H on TS-35 (mm)	42.5 / 43.5	
Package	50	

Part number	Package
DKES1.5NCA/DKES1.5MNCA	50
DKES1.5NCB/DKES1.5MNCB	50
DKESP1.5-16P	10
DSS2.5N-02P DSS2.5N-03P DSS2.5N-04P DSS2.5N-05P DSS2.5N-10P	50 50 50 10 10
TM57HW / TM52HW	20
TM-R100 / TM-R200	10
TS-35 TS-35/15	20 10
0.4 x 2.5 | DNT11-0102	



DKES1.5N3		
Rated Data	**UL**	**IEC**
Rated Voltage (V)	300	250
Rated Current (A)	15	24
Rated impulse voltage		4KV
Wire range (AWG/mm^2)		
Connection Capacity		
Max. Solid (mm^2)		
Max. Stranded (mm^2)		
General Data		
Torque (N.m)		
Screw thread		
Stripping length (mm)		
Insulation material	PA	
T / W (mm)	5.08 / 50.6	
H / H on TS-35 (mm)	42.5 / 43.5	
Package	50	

Part number	Package
DKES1.5NCA/DKES1.5MNCA	50
DKES1.5NCB/DKES1.5MNCB	50
DKESP1.5-16P	10
DSS2.5N-02P DSS2.5N-03P DSS2.5N-04P DSS2.5N-05P DSS2.5N-10P	50 50 50 10 10
TM57HW / TM52HW	20
TM-R100 / TM-R200	10
TS-35 TS-35/15	20 10
0.4 x 2.5 | DNT11-0102	

Rated Data	**UL** / **IEC**
Rated Voltage (V)	
Rated Current (A)	
Rated impulse voltage	
Wire range (AWG/mm^2)	
Connection Capacity	
Max. Solid (mm^2)	
Max. Stranded (mm^2)	
General Data	
Torque (N.m)	
Screw thread	
Stripping length (mm)	
Insulation material	
T / W (mm)	
H / H on TS-35 (mm)	
Package	

Part number	Package

Accessories

- End cover (left)
- End cover (right)
- Cover
- Screw-on bridge 2 3 4 5 10
- Marking label
- Continuous flat marking label
- DIN rail
- Tool (mm)

Mating Plugs

2ESS

2ESDV

2ESSM



2ESDVM

Pole#	P/N	Pole#	P/N	Pole#	P/N	Pole#	P/N
2	2ESS-02P	2	2ESDV-02P	2	2ESSM-02P	2	2ESDVM-02P
3	2ESS-03P	3	2ESDV-03P	3	2ESSM-03P	3	2ESDVM-03P
4	2ESS-04P	4	2ESDV-04P	4	2ESSM-04P	4	2ESDVM-04P
8	2ESS-08P	8	2ESDV-08P	8	2ESSM-08P	8	2ESDVM-08P
10	2ESS-10P	10	2ESDV-10P	10	2ESSM-10P	10	2ESDVM-10P

DK Knife and Disconnect Terminal Blocks Introduction



The fuse type terminal block supports glass cartridge fuse and 2-way LED indicator in application. Besides, the double-layer terminal block structure greatly increases the efficiency of space applications.

The knife type terminal block can be quickly disconnected and connected by AKP-TP and AKP-TG. With AKP-CP, it can support resistors, diodes and other electronic components application.

The screw connection method makes stable electrical connection in the application of signal and power transmission. In addition, it can also equip with continuous flat marking labels and bridges in different colors, and using the excellent marking system to make the wiring identification more convenient.



The blade comes with insulator to prevent electrical shot.The fuse-type terminal block supports cartridge fuse, as well as 5V~300V LED indicators. Double-layer design, the upper level supports cartridge fuse, and the lower layer provides grounding function.

The AKP-TP and AKP-TG can be applied for quick disconnection. The AKP-CP is the carrier of electronic components supporting resistors, diodes and other electronic components to support various requirement for circuit testing.



Equipped with a continuous flat marking label, the terminal block can be identified clearly and make the installation convenient. Besides, the continuous flat marking label in different colors to identify the potentials easily when wiring.

Knife and Disconnect Terminal Blocks

DK2.5N-T series is a design with a universal socket on the top, which facilitates the insertion of different kinds of isolation plug, feed-through connectors and component connectors to carry out the disconnect function.

A complete range of accessories is available for easy identification, grouping and plug-in bridge applications.

DK2.5N-T

Accessories

End cover	
Insertion bridge	
2	
3	
4	
5	
10	
Component connector	
Isolating plug	
Marking label	
Continuous flat marking label	
DIN rail	
Tool (mm)	







DK2.5N-T		
Rated Data	**UL**	**IEC**
Rated Voltage (V)	300	400
Rated Current (A)	20	24
Rated impulse voltage		6KV
Wire range (AWG/mm²)	22~12	0.34~2.5
Connection Capacity		
Max. Solid (mm²)		4
Max. Stranded (mm²)		2.5
General Data		
Torque (N.m)	0.4	
Screw thread	M2.5	
Stripping length (mm)	9~11	
Insulation material	PA	
T / W (mm)	5.1 / 40.7	
H / H on TS-35 (mm)	40.9 / 42	
Package	100	

Color	Part number	Package
■	DK2.5N-T-RD	100
■	DK2.5N-T-BL	100

Part number	Package
DK4NC	50
CSC-2.502PN	50
CSC-2.503PN	50
CSC-2.504PN	50
CSC-2.505PN	10
CSC-2.510PN	10
AKP-CP	20
AKP-TP	20
TM57HW	20
TM-R200	10
TS-35	20
TS-35/15	10
0.6 x 3.5 | DNT11-0107	

DK2.5N-TG		
Rated Data	**UL**	**IEC**
Rated Voltage (V)	300	400
Rated Current (A)	20	24
Rated impulse voltage		6KV
Wire range (AWG/mm²)	22~12	0.34~2.5
Connection Capacity		
Max. Solid (mm²)		4
Max. Stranded (mm²)		2.5
General Data		
Torque (N.m)	0.4	
Screw thread	M2.5	
Stripping length (mm)	9~11	
Insulation material	PA	
T / W (mm)	5.1 / 40.7	
H / H on TS-35 (mm)	42.6 / 43.5	
Package	100	

Color	Part number	Package
■	DK2.5N-TG-RD	100
■	DK2.5N-TG-BL	100

Part number	Package
DK4NC	50
CSC-2.502PN	50
CSC-2.503PN	50
CSC-2.504PN	50
CSC-2.505PN	10
CSC-2.510PN	10
0.6 x 3.5 | DNT11-0107	

DK2.5N-CP		
Rated Data	**UL**	**IEC**
Rated Voltage (V)	300	400
Rated Current (A)	6	6
Rated impulse voltage		6KV
Wire range (AWG/mm²)	22~12	0.34~2.5
Connection Capacity		
Max. Solid (mm²)		4
Max. Stranded (mm²)		2.5
General Data		
Torque (N.m)	0.4	
Screw thread	M2.5	
Stripping length (mm)	9~11	
Insulation material	PA	
T / W (mm)	5.1 / 40.7	
H / H on TS-35 (mm)	62.1 / 63	
Package	100	

Color	Part number	Package
■	DK2.5N-CP-RD	100
■	DK2.5N-CP-BL	100

Part number	Package
DK4NC	50
CSC-2.502PN	50
CSC-2.503PN	50
CSC-2.504PN	50
CSC-2.505PN	10
CSC-2.510PN	10
0.6 x 3.5 | DNT11-0107	

Knife and Disconnect Terminal Blocks

DK2.5N-T series is a design with a universal socket on the top, which facilitates the insertion of different kinds of isolation plug, feed-through connectors and component connectors to carry out the disconnect function.

A complete range of accessories is available for easy identification, grouping and plug-in bridge applications.

DK2.5N-T



DK2.5N-M		
Rated Data	**UL**	**IEC**
Rated Voltage (V)	300	250
Rated Current (A)	10	6.3
Rated impulse voltage		4KV
Wire range (AWG/mm²)	22~12	0.34~2.5
Connection Capacity		
Max. Solid (mm²)		4
Max. Stranded (mm²)		2.5
General Data		
Torque (N.m)	0.4	
Screw thread	M2.5	
Stripping length (mm)	9~11	
Insulation material	PA	
T / W (mm)	5.1 / 40.7	
H / H on TS-35 (mm)	89.1 / 90.2	
Package	50	
	Part number	**Package**
	DK4NC	50
	CSC-2.502PN CSC-2.503PN CSC-2.504PN CSC-2.505PN CSC-2.510PN	50 50 50 10 10
	TM57HW	20
	TM-R200	10
	TS-35 TS-35/15	20 10
	0.6 x 3.5 | DNT11-0107	
	Glass 5X20	



DK2.5N-MLXX*		
Rated Data	**UL**	**IEC**
Rated Voltage (V)	300	-*
Rated Current (A)	10	6.3
Rated impulse voltage		4KV
Wire range (AWG/mm²)	22~12	0.34~2.5
Connection Capacity		
Max. Solid (mm²)		4
Max. Stranded (mm²)		2.5
General Data		
Torque (N.m)	0.4	
Screw thread	M2.5	
Stripping length (mm)	9~11	
Insulation material	PA	
T / W (mm)	5.1 / 40.7	
H / H on TS-35 (mm)	89.1 / 90.2	
Package	50	
	Part number	**Package**
	DK4NC	50
	CSC-2.502PN CSC-2.503PN CSC-2.504PN CSC-2.505PN CSC-2.510PN	50 50 50 10 10
	TM57HW	20
	TM-R200	10
	TS-35 TS-35/15	20 10
	0.6 x 3.5 | DNT11-0107	
	Glass 5X20	

Rated Data	**UL**	**IEC**
Rated Voltage (V)		
Rated Current (A)		
Rated impulse voltage		
Wire range (AWG/mm²)		
Connection Capacity		
Max. Solid (mm²)		
Max. Stranded (mm²)		
General Data		
Torque (N.m)		
Screw thread		
Stripping length (mm)		
Insulation material		
T / W (mm)		
H / H on TS-35 (mm)		
Package		
	Part number	**Package**

Accessories

End cover

Insertion bridge
2
3
4
5
10

Marking label

Continuous flat marking label

DIN rail

Tool (mm)

Fuse type

* DK2.5N-MLXX with LED display.

Part number	LED	Voltage
DK2.5N-ML24	with LED light	24V
DK2.5N-ML60	with LED light	60V
DK2.5N-ML250	with LED light	250V

Knife and Disconnect Terminal Blocks

DK4N-T series is a design with a universal socket on the top, which facilitates the insertion of different kinds of isolation plug, feed-through connectors and component connectors to carry out the disconnect function.

A complete range of accessories is available for easy identification, grouping and plug-in bridge applications.

DK4N-T



DK4N-T		
Rated Data	**UL**	**IEC**
Rated Voltage (V)	300	400
Rated Current (A)	30	32
Rated impulse voltage		6KV
Wire range (AWG/mm²)	22~10	0.34~4
Connection Capacity		
Max. Solid (mm²)		6
Max. Stranded (mm²)		4
General Data		
Torque (N.m)	0.6	
Screw thread	M3	
Stripping length (mm)	9~11	
Insulation material	PA	
T / W (mm)	6.1 / 40.7	
H / H on TS-35 (mm)	40.9 / 42	
Package	100	
Color	**Part number**	**Package**
■	DK4N-T-RD	100
■	DK4N-T-BL	100
	Part number	**Package**
	DK4NC	50
	CSC-402PN CSC-403PN CSC-404PN CSC-405PN CSC-410PN	50 50 50 10 10
	AKP-CP	20
	AKP-TP	20
	TM58HW	20
	TM-R200	10
	TS-35 TS-35/15	20 10
	0.6 x 3.5 | DNT11-0107	



DK4N-TG		
Rated Data	**UL**	**IEC**
Rated Voltage (V)	300	400
Rated Current (A)	30	32
Rated impulse voltage		6KV
Wire range (AWG/mm²)	22~10	0.34~4
Connection Capacity		
Max. Solid (mm²)		6
Max. Stranded (mm²)		4
General Data		
Torque (N.m)	0.6	
Screw thread	M3	
Stripping length (mm)	9~11	
Insulation material	PA	
T / W (mm)	6.1 / 40.7	
H / H on TS-35 (mm)	42.6 / 43.5	
Package	100	
Color	**Part number**	**Package**
■	DK4N-TG-RD	100
■	DK4N-TG-BL	100
	Part number	**Package**
	DK4NC	50
	CSC-402PN CSC-403PN CSC-404PN CSC-405PN CSC-410PN	50 50 50 10 10
	TM58HW	20
	TM-R200	10
	TS-35 TS-35/15	20 10
	0.6 x 3.5 | DNT11-0107	



DK4N-CP		
Rated Data	**UL**	**IEC**
Rated Voltage (V)	300	400
Rated Current (A)	6	6
Rated impulse voltage		6KV
Wire range (AWG/mm²)	22~10	0.34~4
Connection Capacity		
Max. Solid (mm²)		6
Max. Stranded (mm²)		4
General Data		
Torque (N.m)	0.6	
Screw thread	M3	
Stripping length (mm)	9~11	
Insulation material	PA	
T / W (mm)	6.1 / 40.7	
H / H on TS-35 (mm)	62.1 / 63	
Package	100	
Color	**Part number**	**Package**
■	DK4N-CP-RD	100
■	DK4N-CP-BL	100
	Part number	**Package**
	DK4NC	50
	CSC-402PN CSC-403PN CSC-404PN CSC-405PN CSC-410PN	50 50 50 10 10
	TM58HW	20
	TM-R200	10
	TS-35 TS-35/15	20 10
	0.6 x 3.5 | DNT11-0107	

Accessories

End cover

Insertion bridge
2
3
4
5
10

Component connector

Isolating plug

Marking label

Continuous flat marking label

DIN rail

Tool (mm)

Knife and Disconnect Terminal Blocks

DK4N-T series is a design with a universal socket on the top, which facilitates the insertion of different kinds of isolation plug, feed-through connectors and component connectors to carry out the disconnect function.

A complete range of accessories is available for easy identification, grouping and plug-in bridge applications.

DK4N-T



DK4N-M		
Rated Data	**UL**	**IEC**
Rated Voltage (V)	300	250
Rated Current (A)	10	6.3
Rated impulse voltage		4KV
Wire range (AWG/mm²)	22~10	0.34~4
Connection Capacity		
Max. Solid (mm²)		6
Max. Stranded (mm²)		4
General Data		
Torque (N.m)	0.6	
Screw thread	M3	
Stripping length (mm)	9~11	
Insulation material	PA	
T / W (mm)	6.1 / 40.7	
H / H on TS-35 (mm)	89.1 / 90.2	
Package	50	

Part number	Package
DK4NC	50
CSC-402PN CSC-403PN CSC-404PN CSC-405PN CSC-410PN	50 50 50 10 10
TM58HW	20
TM-R200	10
TS-35 TS-35/15	20 10
0.6 x 3.5 | DNT11-0107	
Glass 5X20	



DK4N-MLXX*		
Rated Data	**UL**	**IEC**
Rated Voltage (V)	300	-*
Rated Current (A)	10	6.3
Rated impulse voltage		4KV
Wire range (AWG/mm²)	22~10	0.34~4
Connection Capacity		
Max. Solid (mm²)		6
Max. Stranded (mm²)		4
General Data		
Torque (N.m)	0.6	
Screw thread	M3	
Stripping length (mm)	9~11	
Insulation material	PA	
T / W (mm)	6.1 / 40.7	
H / H on TS-35 (mm)	89.1 / 90.2	
Package	50	

Part number	Package
DK4NC	50
CSC-402PN CSC-403PN CSC-404PN CSC-405PN CSC-410PN	50 50 50 10 10
TM58HW	20
TM-R200	10
TS-35 TS-35/15	20 10
0.6 x 3.5 | DNT11-0107	
Glass 5X20	

Rated Data	**UL**	**IEC**
Rated Voltage (V)		
Rated Current (A)		
Rated impulse voltage		
Wire range (AWG/mm²)		
Connection Capacity		
Max. Solid (mm²)		
Max. Stranded (mm²)		
General Data		
Torque (N.m)		
Screw thread		
Stripping length (mm)		
Insulation material		
T / W (mm)		
H / H on TS-35 (mm)		
Package		

Part number	Package

Accessories

End cover

Insertion bridge
2
3
4
5
10

Marking label

Continuous flat marking label

DIN rail

Tool (mm)

Fuse type

* DK4N-MLXX with LED display.

Part number	LED	Voltage
DK4N-ML24	with LED light	24V
DK4N-ML60	with LED light	60V
DK4N-ML250	with LED light	250V

Bi-Level Knife and Disconnect Terminal Blocks

DKK2.5N-TN-T series is a double-layer basic terminal block with independent potential each layer. The universal socket on the top, which facilitates the insertion of different kinds of isolation plug, feed-through connectors and component connectors to carry out the disconnect function.

A complete range of accessories is available for easy identification, grouping and plug-in bridge applications.

DKK2.5N-T

Accessories

End cover

Plug-in bridge
2
3
4
5
10
20

Plug-in bridge
500

Insertion bridge
2
3
4
5
10

Component connector

Isolating plug

Marking label

Continuous flat marking label

DIN rail

Tool (mm)



DKK2.5N-T		
Rated Data	**UL**	**IEC**
Rated Voltage (V)	300	400
Rated Current (A)	20	23
Rated impulse voltage		6KV
Wire range (AWG/mm²)	22~12	0.34~2.5
Connection Capacity		
Max. Solid (mm²)		4
Max. Stranded (mm²)		2.5
General Data		
Torque (N.m)	0.4	
Screw thread	M2.5	
Stripping length (mm)	9~11	
Insulation material	PA	
T / W (mm)	5.1 / 71.5	
H / H on TS-35 (mm)	62.2 / 63	
Package	50	

Color	Part number	Package
■	DKK2.5N-T-RD	50
■	DKK2.5N-T-BL	50

Part number	Package
DKK2.5NC	50
DSS2.5N-02P DSS2.5N-03P DSS2.5N-04P DSS2.5N-05P DSS2.5N-10P	50 50 50 10 10
DSD02-2.5500T	1
CSC-2.502PN CSC-2.503PN CSC-2.504PN CSC-2.505PN CSC-2.510PN	50 50 50 10 10
AKP-CP	20
AKP-TP	20
TM57HW	20
TM-R200	10
TS-35 TS-35/15	20 10
0.6 x 3.5 | DNT11-0107	

* Using DSD02-2.5500T Plug-in bridge, the rated current will drop to 17.5A



DKK2.5N-TG		
Rated Data	**UL**	**IEC**
Rated Voltage (V)	300	400
Rated Current (A)	20	21
Rated impulse voltage		6KV
Wire range (AWG/mm²)	22~12	0.34~2.5
Connection Capacity		
Max. Solid (mm²)		4
Max. Stranded (mm²)		2.5
General Data		
Torque (N.m)	0.4	
Screw thread	M2.5	
Stripping length (mm)	9~11	
Insulation material	PA	
T / W (mm)	5.1 / 71.5	
H / H on TS-35 (mm)	63.9 / 64.7	
Package	50	

Color	Part number	Package
■	DKK2.5N-TG-RD	50
■	DKK2.5N-TG-BL	50

Part number	Package
DKK2.5NC	50
DSS2.5N-02P DSS2.5N-03P DSS2.5N-04P DSS2.5N-05P DSS2.5N-10P DSS2.5N-20P	50 50 50 10 10 10
DSD02-2.5500T	1
CSC-2.502PN CSC-2.503PN CSC-2.504PN CSC-2.505PN CSC-2.510PN	50 50 50 10 10
TM57HW	20
TM-R200	10
TS-35 TS-35/15	20 10
0.6 x 3.5 | DNT11-0107	

* Using DSD02-2.5500T Plug-in bridge, the rated current will drop to 17.5A



DKK2.5N-CP		
Rated Data	**UL**	**IEC**
Rated Voltage (V)	300	400
Rated Current (A)	6/20	6
Rated impulse voltage		6KV
Wire range (AWG/mm²)	22~12	0.34~2.5
Connection Capacity		
Max. Solid (mm²)		4
Max. Stranded (mm²)		2.5
General Data		
Torque (N.m)	0.4	
Screw thread	M2.5	
Stripping length (mm)	9~11	
Insulation material	PA	
T / W (mm)	5.1 / 71.5	
H / H on TS-35 (mm)	83.4 / 84.2	
Package	50	

Color	Part number	Package
■	DKK2.5N-CP-RD	50
■	DKK2.5N-CP-BL	50

Part number	Package
DKK2.5NC	50
DSS2.5N-02P DSS2.5N-03P DSS2.5N-04P DSS2.5N-05P DSS2.5N-10P DSS2.5N-20P	50 50 50 10 10 10
DSD02-2.5500T	1
CSC-2.502PN CSC-2.503PN CSC-2.504PN CSC-2.505PN CSC-2.510PN	50 50 50 10 10
TM57HW	20
TM-R200	10
TS-35 TS-35/15	20 10
0.6 x 3.5 | DNT11-0107	

* Using DSD02-2.5500T Plug-in bridge, the rated current will drop to 17.5A

Bi-Level Knife and Disconnect Terminal Blocks

DKK2.5N-TN-T series is a double-layer basic terminal block with independent potential each layer. The universal socket on the top, which facilitates the insertion of different kinds of isolation plug, feed-through connectors and component connectors to carry out the disconnect function.

A complete range of accessories is available for easy identification, grouping and plug-in bridge applications.

DKK2.5N-T





	DKK2.5N-M		DKK2.5N-MLXX*		
Rated Data	**UL**	**IEC**	**UL**	**IEC**	
Rated Voltage (V)	300	250	300	-*	
Rated Current (A)	10/20	6.3	10/20	6.3	
Rated impulse voltage		4KV		4KV	
Wire range (AWG/mm²)	22~12	0.34~2.5	22~12	0.34~2.5	
Connection Capacity					
Max. Solid (mm²)		4		4	
Max. Stranded (mm²)		2.5		2.5	
General Data					
Torque (N.m)	0.4		0.4		
Screw thread	M2.5		M2.5		
Stripping length (mm)	9~11		9~11		
Insulation material	PA		PA		
T / W (mm)	5.1 / 71.5		5.1 / 71.5		
H / H on TS-35 (mm)	110.4 / 111.2		110.4 / 111.2		
Package	50		50		
	Part number	**Package**	**Part number**	**Package**	**Part number** / **Package**
	DKK2.5NC	50	DKK2.5NC	50	
	DSS2.5N-02P DSS2.5N-03P DSS2.5N-04P DSS2.5N-05P DSS2.5N-10P	50 50 50 10 10	DSS2.5N-02P DSS2.5N-03P DSS2.5N-04P DSS2.5N-05P DSS2.5N-10P	50 50 50 10 10	
	DSD02-2.5500T	1	DSD02-2.5500T	1	
	CSC-2.502PN CSC-2.503PN CSC-2.504PN CSC-2.505PN CSC-2.510PN	50 50 50 10 10	CSC-2.502PN CSC-2.503PN CSC-2.504PN CSC-2.505PN CSC-2.510PN	50 50 50 10 10	
	TM57HW	20	TM57HW	20	
	TM-R200	10	TM-R200	10	
	TS-35 TS-35/15	20 10	TS-35 TS-35/15	20 10	
	0.6 x 3.5| DNT11-0107		0.6 x 3.5| DNT11-0107		
	Glass 5X20		Glass 5X20		

* Using DSD02-2.5500T Plug-in bridge, the rated current will drop to 17.5A

* Using DSD02-2.5500T Plug-in bridge, the rated current will drop to 17.5A

* DKK2.5N-MLXX with LED display.

Part number	LED	Voltage
DKK2.5N-ML24	with LED light	24V
DKK2.5N-ML60	with LED light	60V
DKK2.5N-ML250	with LED light	250V

Accessories

End cover

Plug-in bridge
2
3
4
5
10
20

Plug-in bridge
500

Insertion bridge
2
3
4
5
10

Marking label

Continuous flat marking label

DIN rail

Tool (mm)

Fuse type

Bi-Level Knife and Disconnect Terminal Blocks

DKK4N-T series is a double-layer basic terminal block with independent potential each layer. The universal socket on the top, which facilitates the insertion of different kinds of isolation plug, feed-through connectors and component connectors to carry out the disconnect function.

A complete range of accessories is available for easy identification, grouping and plug-in bridge applications.

DKK4N-T







	DKK4N-T		DKK4N-TG		DKK4N-CP	
Rated Data	**UL**	**IEC**	**UL**	**IEC**	**UL**	**IEC**
Rated Voltage (V)	300	400	300	400	300	400
Rated Current (A)	30	32	30	32	6/30	6
Rated impulse voltage		6KV		6KV		6KV
Wire range (AWG/mm²)	22~10	0.34~4	22~10	0.34~4	22~10	0.34~4
Connection Capacity						
Max. Solid (mm²)		6		6		6
Max. Stranded (mm²)		4		4		4
General Data						
Torque (N.m)	0.6		0.6		0.6	
Screw thread	M3		M3		M3	
Stripping length (mm)	9~11		9~11		9~11	
Insulation material	PA		PA		PA	
T / W (mm)	6.1 / 71.5		6.1 / 71.5		6.1 / 71.5	
H / H on TS-35 (mm)	62.2 / 63		63.9 / 64.7		83.4 / 84.2	
Package	50		50		50	
Color	**Part number**	**Package**	**Part number**	**Package**	**Part number**	**Package**
■	DKK4N-T-RD	50	DKK4N-TG-RD	50	DKK4N-CP-RD	50
■	DKK4N-T-BL	50	DKK4N-TG-BL	50	DKK4N-CP-BL	50
	Part number	**Package**	**Part number**	**Package**	**Part number**	**Package**
	DKK2.5NC	50	DKK2.5NC	50	DKK2.5NC	50
	DSS4N-02P DSS4N-03P DSS4N-04P DSS4N-05P DSS4N-10P	50 50 50 10 10	DSS4N-02P DSS4N-03P DSS4N-04P DSS4N-05P DSS4N-10P DSS4N-20P	50 50 50 10 10 10	DSS4N-02P DSS4N-03P DSS4N-04P DSS4N-05P DSS4N-10P DSS4N-20P	50 50 50 10 10 10
	CSC-402PN CSC-403PN CSC-404PN CSC-405PN CSC-410PN	50 50 50 10 10	CSC-402PN CSC-403PN CSC-404PN CSC-405PN CSC-410PN	50 50 50 10 10	CSC-402PN CSC-403PN CSC-404PN CSC-405PN CSC-410PN	50 50 50 10 10
	AKP-CP	20				
	AKP-TP	20				
	TM58HW	20	TM58HW	20	TM58HW	20
	TM-R200	10	TM-R200	10	TM-R200	10
	TS-35 TS-35/15	20 10	TS-35 TS-35/15	20 10	TS-35 TS-35/15	20 10
	0.6 x 3.5| DNT11-0107		0.6 x 3.5| DNT11-0107		0.6 x 3.5| DNT11-0107	

Accessories

End cover

Plug-in bridge
2
3
4
5
10
20

Insertion bridge
2
3
4
5
10

Component connector

Isolating plug

Marking label

Continuous flat marking label

DIN rail

Tool (mm)

Screw Connection

Bi-Level Knife and Disconnect Terminal Blocks

DKK4N-T series is a double-layer basic terminal block with independent potential each layer. The universal socket on the top, which facilitates the insertion of different kinds of isolation plug, feed-through connectors and component connectors to carry out the disconnect function.

A complete range of accessories is available for easy identification, grouping and plug-in bridge applications.

DKK4N-T





DKK4N-M		
Rated Data	**UL**	**IEC**
Rated Voltage (V)	300	250
Rated Current (A)	10/30	6.3
Rated impulse voltage		4KV
Wire range (AWG/mm²)	22~10	0.34~4
Connection Capacity		
Max. Solid (mm²)		6
Max. Stranded (mm²)		4
General Data		
Torque (N.m)	0.6	
Screw thread	M3	
Stripping length (mm)	9~11	
Insulation material	PA	
T / W (mm)	6.1 / 71.5	
H / H on TS-35 (mm)	110.4 / 111.2	
Package	50	

DKK4N-MLXX*		
Rated Data	**UL**	**IEC**
Rated Voltage (V)	300	-*
Rated Current (A)	10/30	6.3
Rated impulse voltage		4KV
Wire range (AWG/mm²)	22~10	0.34~4
Connection Capacity		
Max. Solid (mm²)		6
Max. Stranded (mm²)		4
General Data		
Torque (N.m)	0.6	
Screw thread	M3	
Stripping length (mm)	9~11	
Insulation material	PA	
T / W (mm)	6.1 / 71.5	
H / H on TS-35 (mm)	110.4 / 111.2	
Package	50	

Rated Data	**UL** / **IEC**
Rated Voltage (V)	
Rated Current (A)	
Rated impulse voltage	
Wire range (AWG/mm²)	
Connection Capacity	
Max. Solid (mm²)	
Max. Stranded (mm²)	
General Data	
Torque (N.m)	
Screw thread	
Stripping length (mm)	
Insulation material	
T / W (mm)	
H / H on TS-35 (mm)	
Package	

Accessories

	Part number	Package	Part number	Package	Part number	Package
End cover	DKK2.5NC	50	DKK2.5NC	50		
Plug-in bridge 2, 3, 4, 5, 10, 20	DSS4N-02P DSS4N-03P DSS4N-04P DSS4N-05P DSS4N-10P	50 50 50 10 10	DSS4N-02P DSS4N-03P DSS4N-04P DSS4N-05P DSS4N-10P	50 50 50 10 10		
Insertion bridge 2, 3, 4, 5, 10	CSC-402PN CSC-403PN CSC-404PN CSC-405PN CSC-410PN	50 50 50 10 10	CSC-402PN CSC-403PN CSC-404PN CSC-405PN CSC-410PN	50 50 50 10 10		
Marking label	TM58HW	20	TM58HW	20		
Continuous flat marking label	TM-R200	10	TM-R200	10		
DIN rail	TS-35 TS-35/15	20 10	TS-35 TS-35/15	20 10		
Tool (mm)	0.6 x 3.5 | DNT11-0107		0.6 x 3.5 | DNT11-0107			
Fuse type	Glass 5X20		Glass 5X20			

* DKK4N-MLXX with LED display.

Part number	LED	Voltage
DKK4N-ML24	with LED light	24V
DKK4N-ML60	with LED light	60V
DKK4N-ML250	with LED light	250V

Knife and Disconnect Terminal Blocks

DK4NS-T series is a design with a universal socket on the top, which facilitates the insertion of different kinds of isolation plug, feed-throughconnectors and component connectors to carry out the disconnect function.

The product has 2 jumper slots, which enables any numbers of terminal blocks to be shorted by use of 2P jumper.

DK4NS-T







DK4NS-T		
Rated Data	**UL**	**IEC**
Rated Voltage (V)	600	800
Rated Current (A)	30	32
Rated impulse voltage		8KV
Wire range (AWG/mm²)	22~10	0.34~4
Connection Capacity		
Max. Solid (mm²)		6
Max. Stranded (mm²)		4
General Data		
Torque (N.m)	0.6	
Screw thread	M3	
Stripping length (mm)	9~11	
Insulation material	PA	
T / W (mm)	6.1 / 57.8	
H / H on TS-35 (mm)	40.7 / 41.9	
Package	100	

DK4NS-TG		
Rated Data	**UL**	**IEC**
Rated Voltage (V)	600	800
Rated Current (A)	30	32
Rated impulse voltage		8KV
Wire range (AWG/mm²)	22~10	0.34~4
Connection Capacity		
Max. Solid (mm²)		6
Max. Stranded (mm²)		4
General Data		
Torque (N.m)	0.6	
Screw thread	M3	
Stripping length (mm)	9~11	
Insulation material	PA	
T / W (mm)	6.1 / 57.8	
H / H on TS-35 (mm)	42.4 / 43.5	
Package	100	

DK4NS-CP		
Rated Data	**UL**	**IEC**
Rated Voltage (V)	600	800
Rated Current (A)	6	6
Rated impulse voltage		8KV
Wire range (AWG/mm²)	22~10	0.34~4
Connection Capacity		
Max. Solid (mm²)		4
Max. Stranded (mm²)		4
General Data		
Torque (N.m)	0.6	
Screw thread	M3	
Stripping length (mm)	9~11	
Insulation material	PA	
T / W (mm)	6.1 / 57.8	
H / H on TS-35 (mm)	62 / 63.2	
Package	50	

Accessories

	Color	Part number	Package	Color	Part number	Package	Color	Part number	Package
	■	DK4NS-T-RD	100	■	DK4NS-TG-RD	100	■	DK4NS-CP-RD	50
	■	DK4NS-T-BL	100	■	DK4NS-TG-BL	100	■	DK4NS-CP-BL	50
		Part number	**Package**		**Part number**	**Package**		**Part number**	**Package**
End cover		DK4NSC-T	20		DK4NSC-T	20		DK4NSC-T	50
Plug-in bridge 2, 3, 4, 5, 10, 20		DSS4N-02P DSS4N-03P DSS4N-04P DSS4N-05P DSS4N-10P	50 50 50 10 10		DSS4N-02P DSS4N-03P DSS4N-04P DSS4N-05P DSS4N-10P	50 50 50 10 10		DSS4N-02P DSS4N-03P DSS4N-04P DSS4N-05P DSS4N-10P	50 50 50 10 10
Insertion bridge 2, 3, 4, 5, 10		CSC-402PN CSC-403PN CSC-404PN CSC-405PN CSC-410PN	50 50 50 10 10		CSC-402PN CSC-403PN CSC-404PN CSC-405PN CSC-410PN	50 50 50 10 10		CSC-402PN CSC-403PN CSC-404PN CSC-405PN CSC-410PN	50 50 50 10 10
Component connector		AKP-CP	20						
Isolating plug		AKP-TP	20						
Marking label		TM58HW	20		TM58HW	20		TM58HW	20
Continuous flat marking label		TM-R200	10		TM-R200	10		TM-R200	10
DIN rail		TS-35 TS-35/15	20 10		TS-35 TS-35/15	20 10		TS-35 TS-35/15	20 10
Tool (mm)		0.6 x 3.5 | DNT11-0107			0.6 x 3.5 | DNT11-0107			0.6 x 3.5 | DNT11-0107	

Knife and Disconnect Terminal Blocks

DK4NS-T series is a design with a universal socket on the top, which facilitates the insertion of different kinds of isolation plug, feed-throughconnectors and component connectors to carry out the disconnect function.

The product has 2 jumper slots, which enables any numbers of terminal blocks to be shorted by use of 2P jumper.

DK4NS-T



DK4NS-M

Rated Data		UL	IEC
Rated Voltage	(V)	300	250
Rated Current	(A)	10	6.3
Rated impulse voltage			4KV
Wire range	(AWG/mm²)	22~10	0.34~4
Connection Capacity			
Max. Solid	(mm²)		6
Max. Stranded	(mm²)		4
General Data			
Torque	(N.m)	0.6	
Screw thread		M3	
Stripping length	(mm)	9~11	
Insulation material		PA	
T / W	(mm)	6.1 / 57.8	
H / H on TS-35	(mm)	88.9 / 90.1	
Package		50	

Part number	Package
DK4NSC-T	20
DSS4N-02P	50
DSS4N-03P	50
DSS4N-04P	50
DSS4N-05P	10
DSS4N-10P	10
CSC-402PN	50
CSC-403PN	50
CSC-404PN	50
CSC-405PN	10
CSC-410PN	10
TM58HW	20
TM-R200	10
TS-35	20
TS-35/15	10
0.6 x 3.5 | DNT11-0107	
Glass 5X20	



DK4NS-MLXX*

Rated Data		UL	IEC
Rated Voltage	(V)	300	-*
Rated Current	(A)	10	6.3
Rated impulse voltage			4KV
Wire range	(AWG/mm²)	22~10	0.34~4
Connection Capacity			
Max. Solid	(mm²)		6
Max. Stranded	(mm²)		4
General Data			
Torque	(N.m)	0.6	
Screw thread		M3	
Stripping length	(mm)	9~11	
Insulation material		PA	
T / W	(mm)	6.1 / 57.8	
H / H on TS-35	(mm)	88.9 / 90.1	
Package		50	

Part number	Package
DK4NSC-T	20
DSS4N-02P	50
DSS4N-03P	50
DSS4N-04P	50
DSS4N-05P	10
DSS4N-10P	10
CSC-402PN	50
CSC-403PN	50
CSC-404PN	50
CSC-405PN	10
CSC-410PN	10
TM58HW	20
TM-R200	10
TS-35	20
TS-35/15	10
0.6 x 3.5 | DNT11-0107	
Glass 5X20	

Rated Data		UL	IEC
Rated Voltage	(V)		
Rated Current	(A)		
Rated impulse voltage			
Wire range	(AWG/mm²)		
Connection Capacity			
Max. Solid	(mm²)		
Max. Stranded	(mm²)		
General Data			
Torque	(N.m)		
Screw thread			
Stripping length	(mm)		
Insulation material			
T / W	(mm)		
H / H on TS-35	(mm)		
Package			

Part number	Package

Accessories

End cover

Plug-in bridge
2
3
4
5
10
20

Insertion bridge
2
3
4
5
10

Marking label

Continuous flat marking label

DIN rail

Tool (mm)

Fuse type

* DK4NS-MLXX with LED display.

Part number	LED	Voltage
DK4NS-ML24	with LED light	24V
DK4NS-ML60	with LED light	60V
DK4NS-ML250	with LED light	250V

Lever-Type Fuse Disconnect Terminal Blocks

DK4NS-TF series is disconnect terminal block with fuse lever

The product supports 5X20mm cartridge fuse inside the fuse holder. The cartridge fuse can be placed inside the fuse holder and clip on the slot.

DK4NS-TF



DK4NS-TF

Rated Data		UL	IEC
Rated Voltage	(V)	600	250
Rated Current	(A)	10	6.3
Rated impulse voltage			8KV
Wire range	(AWG/mm²)	22~10	0.34~4
Connection Capacity			
Max. Solid	(mm²)		6
Max. Stranded	(mm²)		4
General Data			
Torque	(N.m)	0.6	
Screw thread		M3	
Stripping length	(mm)	9~11	
Insulation material		PA	
T / W	(mm)	6.1 / 57.8	
H / H on TS-35	(mm)	68.8 / 70	
Package		50	

Part number	Package
DK4NSC-T	20
DSS4N-02P	50
DSS4N-03P	50
DSS4N-04P	50
DSS4N-05P	10
DSS4N-10P	10
DSS4N-20P	10
CSC-402PN	50
CSC-403PN	50
CSC-404PN	50
CSC-405PN	10
CSC-410PN	10
TM58HW	20
TM-R200	10
TS-35	20
TS-35/15	10
0.6 x 3.5 | DNT11-0107	
Glass 5X20	



DK4NS-TFLXX*

Rated Data		UL	IEC
Rated Voltage	(V)	600	-*
Rated Current	(A)	12	6.3
Rated impulse voltage			4KV
Wire range	(AWG/mm²)	22~10	0.34~4
Connection Capacity			
Max. Solid	(mm²)		4
Max. Stranded	(mm²)		4
General Data			
Torque	(N.m)	0.5-0.6	
Screw thread		M3	
Stripping length	(mm)	9~11	
Insulation material		PA	
T / W	(mm)	6.1 / 57.8	
H / H on TS-35	(mm)	68.8 / 70	
Package		50	

Part number	Package
DK4NSC-T	20
DSS4N-02P	50
DSS4N-03P	50
DSS4N-04P	50
DSS4N-05P	10
DSS4N-10P	10
DSS4N-20P	10
CSC-402PN	50
CSC-403PN	50
CSC-404PN	50
CSC-405PN	10
CSC-410PN	10
TM58HW	20
TM-R200	10
TS-35	20
TS-35/15	10
0.6 x 3.5 | DNT11-0107	
Glass 5X20	

Rated Data		UL	IEC
Rated Voltage	(V)		
Rated Current	(A)		
Rated impulse voltage			
Wire range	(AWG/mm²)		
Connection Capacity			
Max. Solid	(mm²)		
Max. Stranded	(mm²)		
General Data			
Torque	(N.m)		
Screw thread			
Stripping length	(mm)		
Insulation material			
T / W	(mm)		
H / H on TS-35	(mm)		
Package			

Part number	Package

Accessories

End cover

Plug-in bridge
2
3
4
5
10
20

Insertion bridge
2
3
4
5
10

Marking label

Continuous flat marking label

DIN rail

Tool (mm)

Fuse type

*DK4NS-TFLXX with LED display

Part number	LED	Voltage
DK4NS-TFL5	with LED light	5V
DK4NS-TFL12	with LED light	12V
DK4NS-TFL24	with LED light	24V
DK4NS-TFL48	with LED light	48V
DK4NS-TFL110	with LED light	110V
DK4NS-TFL220	with LED light	220V
DK4NS-TFL300	with LED light	300V

Lever-Type Fuse Disconnect Terminal Blocks

Fuse and disconnect terminal blocks can utilize the standard 5X20mm fuse through the lever type fuse holder. The fuse holder can be lifted for quick fuse replacement in the compartment. The product takes the advantages of simple power distribution and easy fuse insertion.

Fuse is excluded in the standard part number.

DK..N-TF

Accessories

End cover

Insertion bridge
2
3
4
5
10

Marking label

Continuous flat marking label

DIN rail

Tool (mm)

Fuse type



DK4N-TF		
Rated Data	**UL**	**IEC**
Rated Voltage (V)	600	250
Rated Current (A)	12	12
Rated impulse voltage		4KV
Wire range (AWG/mm²)	22~10	0.14~4
Connection Capacity		
Max. Solid (mm²)		6
Max. Stranded (mm²)		4
General Data		
Torque (N.m)	0.53	
Screw thread	M3	
Stripping length (mm)	8~10	
Insulation material	PA	
T / W (mm)	8 / 53.3	
H / H on TS-35 (mm)	46.3 / 47.3	
Package	50	

Part number	Package
DK4NC-TF	20
CSC-602PN CSC-603PN CSC-604PN CSC-605PN CSC-610PN	50 50 50 10 10
TM49LW	20
TM-R200	10
TS-35 TS-35/15	20 10
0.6 x 3.5 | DNT11-0107	
Glass 5X20	



DK4N-TFLXX*		
Rated Data	**UL**	**IEC**
Rated Voltage (V)	600	-*
Rated Current (A)	12	12
Rated impulse voltage		4KV
Wire range (AWG/mm²)	22~10	0.14~4
Connection Capacity		
Max. Solid (mm²)		6
Max. Stranded (mm²)		4
General Data		
Torque (N.m)	0.53	
Screw thread	M3	
Stripping length (mm)	8~10	
Insulation material	PA	
T / W (mm)	8 / 53.3	
H / H on TS-35 (mm)	46.3 / 47.3	
Package	50	

Part number	Package
DK4NC-TF	20
CSC-602PN CSC-603PN CSC-604PN CSC-605PN CSC-610PN	50 50 50 10 10
TM49LW	20
TM-R200	10
TS-35 TS-35/15	20 10
0.6 x 3.5 | DNT11-0107	
Glass 5X20	



DKK4N-TF		
Rated Data	**UL**	**IEC**
Rated Voltage (V)	300	250
Rated Current (A)	16 / 30	16 / 30
Rated impulse voltage		4KV
Wire range (AWG/mm²)	22~10	0.14~4
Connection Capacity		
Max. Solid (mm²)		6
Max. Stranded (mm²)		4
General Data		
Torque (N.m)	0.53	
Screw thread	M3	
Stripping length (mm)	10~12	
Insulation material	PA	
T / W (mm)	8 / 73.2	
H / H on TS-35 (mm)	62.9 / 63.9	
Package	20	

Part number	Package
DKK4NC-TF	20
CSC-602PN CSC-603PN CSC-604PN CSC-605PN CSC-610PN	50 50 50 10 10
TM49LW	20
TM-R200	10
TS-35 TS-35/15	20 10
0.6 x 3.5 | DNT11-0107	
Glass 5X20	

* DK4N-TFLXX with LED display.

Part number	LED	Voltage
DK4N-TFL5	with LED light	5V
DK4N-TFL12	with LED light	12V
DK4N-TFL24	with LED light	24V
DK4N-TFL48	with LED light	48V
DK4N-TFL110	with LED light	110V
DK4N-TFL220	with LED light	220V
DK4N-TFL300	with LED light	300V

Fuse Disconnect Terminal Blocks



DKK4N-TFLXX*		
Rated Data	**UL**	**IEC**
Rated Voltage (V)	300	-*
Rated Current (A)	16 / 30	16 / 30
Rated impulse voltage		4KV
Wire range (AWG/mm²)	22~10	0.14~4
Connection Capacity		
Max. Solid (mm²)		6
Max. Stranded (mm²)		4
General Data		
Torque (N.m)	0.53	
Screw thread	M3	
Stripping length (mm)	10~12	
Insulation material	PA	
T / W (mm)	8 / 73.2	
H / H on TS-35 (mm)	62.9 / 63.9	
Package	20	

Part number	Package
DKK4NC-TF	20
CSC-602PN CSC-603PN CSC-604PN CSC-605PN CSC-610PN	50 50 50 10 10
TM49LW	20
TM-R200	10
TS-35 TS-35/15	20 10
0.6 x 3.5 | DNT11-0107	
Glass 5X20	

This fuse and disconnect terminal block can install the standard 5X20mm fuse through the fuse cartridge. The fuse cartridge can screw onto the base terminal block to perform the disconnecting function. This product takes the advantages of simple power distribution and easy fuse insertion.

Fuse is excluded in the standard part number.

DK..-TF

Accessories

Insertion bridge
2
3
10

Screw-on bridge

Marking label

Continuous flat marking label

DIN rail

Tool (mm)

Fuse type



DK10-TF		
Rated Data	**UL**	**IEC**
Rated Voltage (V)	600	250
Rated Current (A)	6.3	6.3
Rated impulse voltage		4KV
Wire range (AWG/mm²)	22~6	0.15~10
Connection Capacity		
Max. Solid (mm²)		16
Max. Stranded (mm²)		10
General Data		
Torque (N.m)	1.8	
Screw thread	M4	
Stripping length (mm)	12~16	
Insulation material	PA	
T / W (mm)	12 / 61.63	
H / H on TS-35 (mm)	57.8 / 58.6	
Package	50	

Part number	Package
CSC-1602PN CSC-1603PN CSC-1610PN	10 10 10
DS16-02P DS16-10P	10
TM45LW	20
TM-R100	10
TS-35 TS-35/15	20 10
0.8 x 4 | DNT11-0109	
Glass 5X20	

Rated Data	**UL**	**IEC**
Rated Voltage (V)		
Rated Current (A)		
Rated impulse voltage		
Wire range (AWG/mm²)		
Connection Capacity		
Max. Solid (mm²)		
Max. Stranded (mm²)		
General Data		
Torque (N.m)		
Screw thread		
Stripping length (mm)		
Insulation material		
T / W (mm)		
H / H on TS-35 (mm)		
Package		

Part number	Package

Screw Connection

* DKK4N-TFLXX with LED display.

Part number	LED	Voltage
DKK4N-TFL5	with LED light	5V
DKK4N-TFL12	with LED light	12V
DKK4N-TFL24	with LED light	24V
DKK4N-TFL48	with LED light	48V
DKK4N-TFL110	with LED light	110V
DKK4N-TFL220	with LED light	220V
DKK4N-TFL300	with LED light	300V

Test Disconnect Terminal Blocks

The test disconnect terminal blocks are designed specifically for the secondary circuit of current transformers. DKTD6N can be easily design with screw-on bridges, switch bars and 4mm ø test plugs as a simple detection circuit.

To check the signal inside the circuit with a 4 mm ø test probe, only two terminal blocks are needed to confirm if the current transformer secondary circuit is conducting. Less space is required to connect multiple measuring devices or protective relays.

DKT..N

Accessories

- End cover
- Partition plate
- Switching jumper
- Screw-on bridge
- Marking label
- Continuous flat marking label
- Safety cap
- DIN rail
- Tool (mm)



DKTD6N

Rated Data		UL	IEC
Rated Voltage	(V)	300	800
Rated Current	(A)	42	41
Rated impulse voltage			8KV
Wire range (AWG/mm²)		20~8	0.5~6
Connection Capacity			
Max. Solid	(mm²)		10
Max. Stranded	(mm²)		6
General Data			
Torque	(N.m)	1.2	
Screw thread		M4	
Stripping length	(mm)	9~10	
Insulation material		PA	
T / W	(mm)	8 / 72.5	
H / H on TS-35	(mm)	49.6 / 50.5	
Package		50	

Color	Part number	Package
■	DKTD6N-RD	50
■	DKTD6N-BL	50

Part number	Package
DKTD6NC	50
DKNSPS-006-OR DKNSPS-007-OR	10 10
DS6B01-02	50
DS6B02-02 DS6B02-10	100 50
TM49LW	20
TM-R200	10
DKTD6N-KP	50
TS-35 TS-35/15	20 10
0.8 x 4 | DNT11-0109	

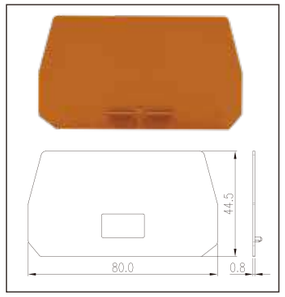

DKNSPS-006-OR



DS6B01-XX

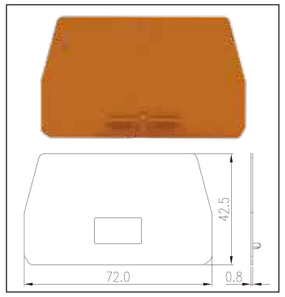

DKNSPS-007-OR



DS6B02-XX

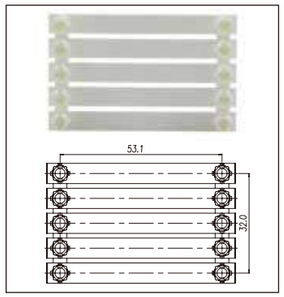

DKTD6N-KP

Miniature Feed-through Terminal Blocks

Power distribution is one of the most common switching tasks in control system. The main task of miniature modular terminal blocks in control design is to carry out power distribution. The compact micro-terminal block DK.. S series meets the growing demand for smaller switch boxes suitable. Available accessories include insertion bridges and marking labels, suitable for TS-15 DIN rail mounting.

DK..S

Accessories

- End cover
- Plug-in bridge
  2
  3
  4
  5
  10
- Marking label
- Continuous flat marking label
- DIN rail
- Tool (mm)



DK2.5S

Rated Data		UL	IEC
Rated Voltage	(V)	300	500
Rated Current	(A)	20	24
Rated impulse voltage			4KV
Wire range (AWG/mm²)		22~12	0.34~2.5
Connection Capacity			
Max. Solid	(mm²)		4
Max. Stranded	(mm²)		2.5
General Data			
Torque	(N.m)	0.4	
Screw thread		M2.5	
Stripping length	(mm)	7~9	
Insulation material		PA	
T / W	(mm)	5.1 / 22	
H / H on TS-15	(mm)	28 / 28.4	
Package		100	

Part number	Package
DK2.5PC	50
CSC-2.502PS CSC-2.503PS CSC-2.504PS CSC-2.505PS CSC-2.510PS	50 50 50 10 10
TM52HW	20
TM-R100	10
TS-15	20
0.4 x 2.5 | DNT11-0102	



DK4S

Rated Data		UL	IEC
Rated Voltage	(V)	300	500
Rated Current	(A)	30	32
Rated impulse voltage			4KV
Wire range (AWG/mm²)		22~10	0.34~4
Connection Capacity			
Max. Solid	(mm²)		6
Max. Stranded	(mm²)		4
General Data			
Torque	(N.m)	0.6	0.5
Screw thread		M3	
Stripping length	(mm)	7~9	
Insulation material		PA	
T / W	(mm)	6.1 / 22	
H / H on TS-15	(mm)	31.5 / 31.9	
Package		100	

Part number	Package
DK4PC	50
CSC-402PS CSC-403PS CSC-404PS CSC-405PS CSC-410PS	50 50 50 10 10
TM53HW	20
TM-R100	10
TS-15	20
0.6 x 3.5 | DNT11-0107	



DK6S

Rated Data		UL	IEC
Rated Voltage	(V)	300	500
Rated Current	(A)	50	41
Rated impulse voltage			4KV
Wire range (AWG/mm²)		20~8	0.5~6
Connection Capacity			
Max. Solid	(mm²)		10
Max. Stranded	(mm²)		6
General Data			
Torque	(N.m)	1.2	
Screw thread		M4	
Stripping length	(mm)	9~11	
Insulation material		PA	
T / W	(mm)	8 / 30.3	
H / H on TS-15	(mm)	37.4 / 37.8	
Package		50	

Part number	Package
DK6PC	50
CSC-602PS CSC-603PS CSC-604PS CSC-605PS CSC-610PS	50 50 50 10 10
TM49LW	20
TM-R200	10
TS-15	20
0.8 x 4.0 | DNT11-0109	

Miniature Feed-through Terminal Blocks

The compact micro-terminal block DK..P series meets the growing demand for smaller switch boxes suitable. Available accessories include insertion bridges and marking labels, suitable for TS-35 DIN rail mounting.

Suitable for lower power spectrum applications, connecting small motors. Accessories include marking labels, bridges, partitions and more to suit a variety of requirements.

DK..P

Accessories

End cover

Plug-in bridge
2
3
4
5
10

Marking label

Continuous flat marking label

DIN rail

Tool (mm)



DK2.5P		
Rated Data	**UL**	**IEC**
Rated Voltage (V)	300	500
Rated Current (A)	20	24
Rated impulse voltage		4KV
Wire range (AWG/mm^2)	22~12	0.34~2.5
Connection Capacity		
Max. Solid (mm^2)		4
Max. Stranded (mm^2)		2.5
General Data		
Torque (N.m)	0.4	
Screw thread	M2.5	
Stripping length (mm)	7~9	
Insulation material	PA	
T / W (mm)	5.1 / 40	
H / H on TS-35 (mm)	24 / 27.1	
Package	100	

Part number	Package
DK2.5PC	50
CSC-2.502PS	50
CSC-2.503PS	50
CSC-2.504PS	50
CSC-2.505PS	10
CSC-2.510PS	10
TM52HW	20
TM-R100	10
TS-35	20
TS-35/15	10
0.4 x 2.5 | DNT11-0102	



DK4P		
Rated Data	**UL**	**IEC**
Rated Voltage (V)	300	500
Rated Current (A)	30	32
Rated impulse voltage		4KV
Wire range (AWG/mm^2)	22~10	0.34~4
Connection Capacity		
Max. Solid (mm^2)		6
Max. Stranded (mm^2)		4
General Data		
Torque (N.m)	0.6	0.5
Screw thread	M3	
Stripping length (mm)	7~9	
Insulation material	PA	
T / W (mm)	6.1 / 40	
H / H on TS-35 (mm)	27.3 / 30.4	
Package	100	

Part number	Package
DK4PC	50
CSC-402PS	50
CSC-403PS	50
CSC-404PS	50
CSC-405PS	10
CSC-410PS	10
TM53HW	20
TM-R100	10
TS-35	20
TS-35/15	10
0.6 x 3.5 | DNT11-0107	



DK6P		
Rated Data	**UL**	**IEC**
Rated Voltage (V)	300	500
Rated Current (A)	50	41
Rated impulse voltage		4KV
Wire range (AWG/mm^2)	20~8	0.5~6
Connection Capacity		
Max. Solid (mm^2)		10
Max. Stranded (mm^2)		6
General Data		
Torque (N.m)	1.2	
Screw thread	M4	
Stripping length (mm)	9~11	
Insulation material	PA	
T / W (mm)	8 / 40	
H / H on TS-35 (mm)	36 / 39.1	
Package	50	

Part number	Package
DK6PC	50
CSC-602PS	50
CSC-603PS	50
CSC-604PS	50
CSC-605PS	10
CSC-610PS	10
TM52HW	20
TM-R100	10
TS-35	20
TS-35/15	10
0.8 x 4.0 | DNT11-0109	

DINKLE Memo

Terminal Block

Stud Terminal Blocks

- DKM series are designed specifcally for the safety of power distribution.
- Stud terminal blocks provide enhanced wiring secureness in harsh environments that require high vibration and shock resistance, such as vehicles and various transportation.
- Dinkle offers single and double-studs terminal, available for wire size 0.5mm² to 120mm². Up to four wire lungs can be connected on each stud.



Bolt Connection Terminal Blocks

DKM… series is stud terminal blocks with wire range covering from 25mm² ~ 240mm², rated voltage reaches 1500V for higher voltage requirement.

Stud terminal blocks sercure the safe connections for all types of energy transmission application. It also improves the safety of wire connections in high vibration and high impact areas, such as on vehicles, motors, transportation, and energy industries.

DKM..

Accessories

- Safety cover
- Insertion bridge
- Marking label
- Continuous flat marking label
- DIN rail
- Long Hex Socket (mm)

1500V

DKM25		
Rated Data	**UL**	**IEC**
Rated Voltage (V)	1500	1500
Rated Current (A)	85 / 100*	101
Rated impulse voltage		8KV
Wire range (AWG/mm²)	14~4	2.5~25
Connection Capacity		
Max. Solid (mm²)		25
Max. Stranded (mm²)		25
General Data		
Torque (N.m)	3~6	
Screw thread	M6	
Bolt length (mm)	18.2	
Stripping length (mm)	-#	
Insulation material	PA	
T / W (mm)	27 / 107.7	
H / H on TS-35	49 / 50	
Package	10	

Part number	Package
DKMC-01	20
DKMDS01-02P DKMDS01-03P	10 10
TM50LW	20
TM-R200	10
TS-35 TS-35/15	20 10
H10	

*Single Cable 85A / Double Cable 100A

1500V

DKM35		
Rated Data	**UL**	**IEC**
Rated Voltage (V)	1500	1500
Rated Current (A)	130 / 170*	125
Rated impulse voltage		8KV
Wire range (AWG/mm²)	14~1	2.5~35
Connection Capacity		
Max. Solid (mm²)		35
Max. Stranded (mm²)		35
General Data		
Torque (N.m)	3~6	
Screw thread	M6	
Bolt length (mm)	17.5	
Stripping length (mm)	-#	
Insulation material	PA	
T / W (mm)	27 / 107.7	
H / H on TS-35	49 / 50	
Package	10	

Part number	Package
DKMC-01	20
DKMDS01-02P DKMDS01-03P	10 10
TM50LW	20
TM-R200	10
TS-35 TS-35/15	20 10
H10	

*Single Cable 130A / Double Cable 170A

1500V

DKM50		
Rated Data	**UL**	**IEC**
Rated Voltage (V)	1500	1500
Rated Current (A)	150 / 200*	150
Rated impulse voltage		8KV
Wire range (AWG/mm²)	14~1/0	2.5~50
Connection Capacity		
Max. Solid (mm²)		50
Max. Stranded (mm²)		50
General Data		
Torque (N.m)	6~12	
Screw thread	M8	
Bolt length (mm)	17	
Stripping length (mm)	-#	
Insulation material	PA	
T / W (mm)	27 / 107.7	
H / H on TS-35	49 / 50	
Package	10	

Part number	Package
DKMC-01	20
DKMDS01-02P DKMDS01-03P	10 10
TM50LW	20
TM-R200	10
TS-35 TS-35/15	20 10
H13	

*Single Cable 150A / Double Cable 200A

Bolt Connection Terminal Blocks

DKM… series is stud terminal blocks with wire range covering from 25mm² ~ 240mm², rated voltage reaches 1500V for higher voltage requirement.

Stud terminal blocks sercure the safe connections for all types of energy transmission application. It also improves the safety of wire connections in high vibration and high impact areas, such as on vehicles, motors, transportation, and energy industries.

DKM..

Accessories

- Safety cover
- Insertion bridge
- Marking label
- Continuous flat marking label
- DIN rail
- Long Hex Socket (mm)

1500V

DKM70		
Rated Data	**UL**	**IEC**
Rated Voltage (V)	1500	1500
Rated Current (A)	175 / 230*	192
Rated impulse voltage		8KV
Wire range (AWG/mm²)	14~2/0	2.5~70
Connection Capacity		
Max. Solid (mm²)		70
Max. Stranded (mm²)		70
General Data		
Torque (N.m)	6~12	
Screw thread	M8	
Bolt length (mm)	22	
Stripping length (mm)	-#	
Insulation material	PA	
T / W (mm)	32 / 132	
H / H on TS-35	57.2 / 58.2	
Package	10	

Part number	Package
DKMC-02	20
DKMDS02-02P DKMDS02-03P	5 5
TM50LW	20
TM-R200	10
TS-35 TS-35/15	20 10
H13	

*Single Cable 175A / Double Cable 230A

1500V

DKM95		
Rated Data	**UL**	**IEC**
Rated Voltage (V)	1500	1500
Rated Current (A)	230 / 260*	232
Rated impulse voltage		8KV
Wire range (AWG/mm²)	14~4/0	2.5~95
Connection Capacity		
Max. Solid (mm²)		95
Max. Stranded (mm²)		95
General Data		
Torque (N.m)	6~12	
Screw thread	M8	
Bolt length (mm)	21.5	
Stripping length (mm)	-#	
Insulation material	PA	
T / W (mm)	32 / 132	
H / H on TS-35	57.2 / 58.2	
Package	10	

Part number	Package
DKMC-02	20
DKMDS02-02P DKMDS02-03P	5 5
TM50LW	20
TM-R200	10
TS-35 TS-35/15	20 10
H13	

*Single Cable 230A / Double Cable 260A

1500V

DKM120		
Rated Data	**UL**	**IEC**
Rated Voltage (V)	1500	1500
Rated Current (A)	255 / 300*	269
Rated impulse voltage		8KV
Wire range (AWG/mm²)	10~250kcmil	6~120
Connection Capacity		
Max. Solid (mm²)		120
Max. Stranded (mm²)		120
General Data		
Torque (N.m)	10~20	
Screw thread	M10	
Bolt length (mm)	21.5	
Stripping length (mm)	-#	
Insulation material	PA	
T / W (mm)	42 / 132	
H / H on TS-35	61.6 / 62.6	
Package	4	

Part number	Package
DKMC-03	8
DKMDS03-02P DKMDS03-03P	5 5
TM50LW	20
TM-R200	10
TS-35 TS-35/15	20 10
H17	

*Single Cable 255A / Double Cable 300A

The stripping length depends on the specification provided by the cable lug manufacturer.

Bolt Connection Terminal Blocks

DKM... series is stud terminal blocks with wire range covering from 25mm² ~ 240mm², rated voltage reaches 1500V for higher voltage requirement.

Stud terminal blocks sercure the safe connections for all types of energy transmission application. It also improves the safety of wire connections in high vibration and high impact areas, such as on vehicles, motors, transportation, and energy industries.

DKM..

DKM150		
Rated Data	**UL**	**IEC**
Rated Voltage (V)	1500	1500
Rated Current (A)	285 / 350*	309
Rated impulse voltage		8KV
Wire range (AWG/mm²)	10~300kcmil	10~150
Connection Capacity		
Max. Solid (mm²)		150
Max. Stranded (mm²)		150
General Data		
Torque (N.m)	10~20	
Screw thread	M10	
Bolt length (mm)	21	
Stripping length (mm)	-#	
Insulation material	PA	
T / W (mm)	42 / 132	
H / H on TS-35	61.6 / 62.6	
Package	4	

Part number	Package
DKMC-03	8
DKMDS03-02P DKMDS03-03P	5 5
TM50LW	20
TM-R200	10
TS-35 TS-35/15	20 10
H17	

*Single Cable 285A / Double Cable 350A

DKM185		
Rated Data	**UL**	**IEC**
Rated Voltage (V)	1500	1500
Rated Current (A)	310 / 400*	353
Rated impulse voltage		8KV
Wire range (AWG/mm²)	8~350kcmil	10~185
Connection Capacity		
Max. Solid (mm²)		185
Max. Stranded (mm²)		185
General Data		
Torque (N.m)	14~31	
Screw thread	M12	
Bolt length (mm)	26	
Stripping length (mm)	-#	
Insulation material	PA	
T / W (mm)	55 / 163	
H / H on TS-35	67 / 67.95	
Package	4	

Part number	Package
DKMC-04	8
DKMDS04-02P DKMDS04-03P	2 2
TM50LW	20
TM-R200	10
TS-35 TS-35/15	20 10
H19	

*Single Cable 310A / Double Cable 400A

DKM240		
Rated Data	**UL**	**IEC**
Rated Voltage (V)	1500	1500
Rated Current (A)	380 / 460*	415
Rated impulse voltage		8KV
Wire range (AWG/mm²)	8~500kcmil	10~240
Connection Capacity		
Max. Solid (mm²)		240
Max. Stranded (mm²)		240
General Data		
Torque (N.m)	14~31	
Screw thread	M12	
Bolt length (mm)	25	
Stripping length (mm)	-#	
Insulation material	PA	
T / W (mm)	55 / 163	
H / H on TS-35	67 / 67.95	
Package	4	

Part number	Package
DKMC-04	8
DKMDS04-02P DKMDS04-03P	2 2
TM50LW	20
TM-R200	10
TS-35 TS-35/15	20 10
H19	

*Single Cable 380A / Double Cable 460A

Accessories

- Safety cover
- Insertion bridge
- Marking label
- Continuous flat marking label
- DIN rail
- Long Hex Socket (mm)

DKMXX-U Stud Terminal Blocks Introduction

The connection structure of DKM..-U series is the nut pop-up design with a stable connection method and the excellent construction. The nut is fixed in the upper cover, which not only prevents the loss of the nut, but also keeps the metal parts completely in insulatng buse to ensure safe wiring.

DKM..-U series is at high voltage specification of 1500V, which provides applications in different fields, and offers the wire range from 35mm² to 240mm² to meet the needs of field use.

With the flexible marking system, the product group can be identified clearly and can be installed directly on the TS-35 steel rail or locked on the panel.

Compliant with IEC 60529 standard, the IP20 protection rating effectively prevents direct finger contact, enhancing user safety.



The nut pop-up design not only can be stable wiring, but also can keep the nut in the upper cover to prevent the loss of the nut and to ensure the wiring safety with the insulating protection.

The DKM..-U is rated at 1500V providing different wire diameters from 35mm²~240mm² to meet the needs of on-site use with clear marking indication.

The product can be easily installed on the TS-35 DIN rail or locked on the panel. Only two screws are needed to complete the installation of the terminal block.

Red (-RD)
Yellow (-YW)
Orange (-OR)
Green (-GN)
Black (-BK)
Blue (-BL)
Brown (-BN)

Cover

Part number	Compatible Products	Package
DKMC-01	DKM25, DKM35, DKM50	20
DKMC-02	DKM70, DKM95	20
DKMC-03	DKM120, DKM150	8
DKMC-04	DKM185, DKM240	8

Insertion Bridges

Part number	Compatible Products	Package
DKMDS01-XXP	DKM25, DKM35, DKM50	2P, 3P : 10
DKMDS02-XXP	DKM70, DKM95	2P, 3P : 5
DKMDS03-XXP	DKM120, DKM150	2P, 3P : 5
DKMDS04-XXP	DKM185, DKM240	2P, 3P : 2

Stud Terminal Blocks

The stripping length depends on the specification provided by the cable lug manufacturer.

Quick Wiring Terminal Blocks

The DKM..U series is at 1500V with wire range from 25mm²~240mm². It is a series of a special designed stud terminal block with the screw nut keeping in the top cover guided by spring.

The nut pop-up design generates a wire-ready status saving time from loosening the screw while providing secured fastening.

Compliant with IEC 60529 standard, the IP20 protection rating effectively prevents direct finger contact, enhancing user safety.

DKM..-U

	DKM25-U		DKM35-U		DKM50-U	
Rated Data	**UL**	**IEC**	**Rated Data**	**UL**	**Rated Data**	**UL**	**IEC**
Rated Voltage (V)	1500	1500	Rated Voltage (V)	1500	1500	Rated Voltage (V)	1500	1500
Rated Current (A)	85 / 100*	101	Rated Current (A)	130 / 170*	125	Rated Current (A)	150 / 200*	150
Rated impulse voltage		8KV	Rated impulse voltage		8KV	Rated impulse voltage		8KV
Wire range (AWG/mm²)	14~3	2.5~25	Wire range (AWG/mm²)	14~1	2.5~35	Wire range (AWG/mm²)	14~1/0	2.5~50
Connection Capacity			**Connection Capacity**			**Connection Capacity**		
Max. Solid (mm²)		25	Max. Solid (mm²)		35	Max. Solid (mm²)		50
Max. Stranded (mm²)		25	Max. Stranded (mm²)		35	Max. Stranded (mm²)		50
General Data			**General Data**			**General Data**		
Torque (N.m)	3~6		Torque (N.m)	3~6		Torque (N.m)	6~12	
Screw thread	M6		Screw thread	M6		Screw thread	M8	
Bolt length (mm)	18.2		Bolt length (mm)	17.5		Bolt length (mm)	17	
Stripping length (mm)	-#		Stripping length (mm)	-#		Stripping length (mm)	-#	
Insulation material	PA		Insulation material	PA		Insulation material	PA	
T / W (mm)	27 / 126.8		T / W (mm)	27 / 126.8		T / W (mm)	27 / 126.8	
H / H on TS-35	100 / 101.5		H / H on TS-35	100 / 101.5		H / H on TS-35	100 / 101.5	
Package	5		Package	5		Package	5	

Accessories

	Part number	Package	Part number	Package	Part number	Package
Insertion bridge	DKMDS01-02P DKMDS01-03P	10 10	DKMDS01-02P DKMDS01-03P	10 10	DKMDS01-02P DKMDS01-03P	10 10
Marking label	TM50LW	20	TM50LW	20	TM50LW	20
Continuous flat marking label	TM-R200	10	TM-R200	10	TM-R200	10
DIN rail	TS-35 TS-35/15	20 10	TS-35 TS-35/15	20 10	TS-35 TS-35/15	20 10
Long hex Socket (mm)	H10		H10		H13	

*Single-Cable 85A / Double-Cable 100A

*Single-Cable 130A / Double-Cable 170A

*Single-Cable 150A / Double-Cable 200A

The stripping length depends on the specification provided by the cable lug manufacturer.

Quick Wiring Terminal Blocks

The DKM..U series is at 1500V with wire range from 25mm² to 240mm².

The nut pop-up design generates a wire-ready status which can save time of loosening the screw and provide secured fastening.

Compliant with IEC 60529 standard, the IP20 protection rating effectively prevents direct finger contact, enhancing user safety.

DKM..-U

	DKM70-U		DKM95-U		DKM120-U	
Rated Data	**UL**	**IEC**	**Rated Data**	**UL**	**IEC**	**Rated Data**	**UL**	**IEC**
Rated Voltage (V)	1500	1500	Rated Voltage (V)	1500	1500	Rated Voltage (V)	1500	1500
Rated Current (A)	175/230*	192	Rated Current (A)	230 / 260*	232	Rated Current (A)	255 / 300*	269
Rated impulse voltage		8KV	Rated impulse voltage		8KV	Rated impulse voltage		8KV
Wire range (AWG/mm²)	14~2/0	2.5~70	Wire range (AWG/mm²)	14~4/0	2.5~95	Wire range (AWG/mm²)	10~250kcmil	6~120
Connection Capacity			**Connection Capacity**			**Connection Capacity**		
Max. Solid (mm²)		70	Max. Solid (mm²)		95	Max. Solid (mm²)		120
Max. Stranded (mm²)		70	Max. Stranded (mm²)		95	Max. Stranded (mm²)		120
General Data			**General Data**			**General Data**		
Torque (N.m)	6~12		Torque (N.m)	6~12		Torque (N.m)	10~20	
Screw thread	M8		Screw thread	M8		Screw thread	M10	
Bolt length (mm)	22		Bolt length (mm)	21.5		Bolt length (mm)	21.5	
Stripping length (mm)	-#		Stripping length (mm)	-#		Stripping length (mm)	-#	
Insulation material	PA		Insulation material	PA		Insulation material	PA	
T / W (mm)	32 / 169		T / W (mm)	32 / 169		T / W (mm)	42 / 220	
H / H on TS-35	109 / 110.5		H / H on TS-35	109 / 110.5		H / H on TS-35	118.5 / 120	
Package	10		Package	10		Package	4	

Accessories

	Part number	Package	Part number	Package	Part number	Package
Insertion bridge	DKMDS02-02P DKMDS02-03P	5 5	DKMDS02-02P DKMDS02-03P	5 5	DKMDS03-02P DKMDS03-03P	5 5
Marking label	TM50LW	20	TM50LW	20	TM50LW	20
Continuous flat marking label	TM-R200	10	TM-R200	10	TM-R200	10
DIN rail	TS-35 TS-35/15	20 10	TS-35 TS-35/15	20 10	TS-35 TS-35/15	20 10
Long hex Socket (mm)	H13		H13		H17	

*Single -Cable 175A / Double-Cable 230A

*Single-Cable 230A / Double-Cable 260A

*Single-Cable 255A / Double-Cable 300A

The stripping length depends on the specification provided by the cable lug manufacturer.

Quick Wiring Terminal Blocks

The DKM..U series is at 1500V with wire range from 25mm² to 240mm².

The nut pop-up design generates a wire-ready status which can save time of loosening the screw and provide secured fastening.

Compliant with IEC 60529 standard, the IP20 protection rating effectively prevents direct finger contact, enhancing user safety.

DKM..-U

Accessories

- Insertion bridge
- Marking label
- Continuous flat marking label
- DIN rail
- Long hex Socket (mm)

DKM150-U

Rated Data		UL	IEC
Rated Voltage	(V)	1500	1500
Rated Current	(A)	285 / 350*	309
Rated impulse voltage			8KV
Wire range	(AWG/mm²)	10~300kcmil	10~150
Connection Capacity			
Max. Solid	(mm²)		150
Max. Stranded	(mm²)		150
General Data			
Torque (N.m)		10~20	
Screw thread		M10	
Bolt length	(mm)	21	
Stripping length (mm)		-#	
Insulation material		PA	
T / W (mm)		42 / 220	
H / H on TS-35		118.5 / 120	
Package		4	

Part number	Package
DKMDS03-02P	5
DKMDS03-03P	5
TM50LW	20
TM-R200	10
TS-35 TS-35/15	20 10
H17	

*Single-Cable 285A / Double-Cable 350A

DKM185-U

Rated Data		UL	IEC
Rated Voltage	(V)	1500	1500
Rated Current	(A)	310 / 400*	353
Rated impulse voltage			8KV
Wire range	(AWG/mm²)	8~350kcmil	10~185
Connection Capacity			
Max. Solid	(mm²)		185
Max. Stranded	(mm²)		185
General Data			
Torque (N.m)		14~31	
Screw thread		M12	
Bolt length	(mm)	26	
Stripping length (mm)		-#	
Insulation material		PA	
T / W (mm)		55 / 277.6	
H / H on TS-35		126.3 / 127.8	
Package		6	

Part number	Package
DKMDS04-02P	5
DKMDS04-03P	5
TM50LW	20
TM-R200	10
TS-35 TS-35/15	20 10
H19	

*Single-Cable 310A / Double-Cable 400A

DKM240-U

Rated Data		UL	IEC
Rated Voltage	(V)	1500	1500
Rated Current	(A)	380 / 460*	415
Rated impulse voltage			8KV
Wire range	(AWG/mm²)	8~500kcmil	10~240
Connection Capacity			
Max. Solid	(mm²)		240
Max. Stranded	(mm²)		240
General Data			
Torque (N.m)		14~31	
Screw thread		M12	
Bolt length	(mm)	25	
Stripping length (mm)		-#	
Insulation material		PA	
T / W (mm)		55 / 277.6	
H / H on TS-35		126.3 / 127.8	
Package		6	

Part number	Package
DKMDS04-02P	5
DKMDS04-03P	5
TM50LW	20
TM-R200	10
TS-35 TS-35/15	20 10
H19	

*Single-Cable 380A / Double-Cable 460A

Single-Bolt Connection Terminal Blocks

The DKM series is designed specifically for safety of electricity distribution in power industry. Only one wrench can finish the reliable connection for you. It also saves space in field wiring that allows up to 4 wire lugs on each stud.

The stud terminal blocks provide the improved wiring secureness which can apply in high requirements in terms of vibration and shock resistance, such as vehicles, motor and transportation.

Available wire size from 16mm² to 120mm²

DKM

Accessories

- Safety cover
- Partition plate
- Marking label
- Continuous flat marking label
- DIN rail



DKM5

Rated Data		UL	IEC
Rated Voltage	(V)	1000	1000
Rated Current	(A)	85	76
Rated impulse voltage			8KV
Wire range	(AWG/mm²)	16~4	0.5~16
Connection Capacity			
Max. Solid	(mm²)		16
Max. Stranded	(mm²)		16
General Data			
Torque	(N.m)	2~4	
Screws		M5	
Insulation material		PA	
T / W	(mm)	13 / 67	
H / H on TS-35	(mm)	54 / 55	
Package		50	

Part number	Package
DKMC5	10
DKMSPS-001	50
TM49LW	20
TM-R200	10
TS-35 TS-35/15	20 10

DKM6

Rated Data		UL	IEC
Rated Voltage	(V)	1000	1000
Rated Current	(A)	115	125
Rated impulse voltage			8KV
Wire range	(AWG/mm²)	14~2	2.5~35
Connection Capacity			
Max. Solid	(mm²)		35
Max. Stranded	(mm²)		35
General Data			
Torque	(N.m)	3~6	
Screws		M6	
Insulation material		PA	
T / W	(mm)	19.5 / 67	
H / H on TS-35	(mm)	54 / 55	
Package		50	

Part number	Package
DKMC6	10
DKMSPS-001	50
TM49LW	20
TM-R200	10
TS-35 TS-35/15	20 10



DKM8

Rated Data		UL	IEC
Rated Voltage	(V)	1000	1000
Rated Current	(A)	150	150
Rated impulse voltage			8KV
Wire range	(AWG/mm²)	14~1/0	2.5~50
Connection Capacity			
Max. Solid	(mm²)		50
Max. Stranded	(mm²)		50
General Data			
Torque	(N.m)	6~12	
Screws		M8	
Insulation material		PA	
T / W	(mm)	24.5 / 67	
H / H on TS-35	(mm)	63 / 64	
Package		20	

Part number	Package
DKMC8	10
DKMSPS-002	50
TM49LW	20
TM-R200	10
TS-35 TS-35/15	20 10

Screw Connection



的稳定性

的稳定性

Single-Bolt Connection Terminal Blocks



The DKM series is designed specifically for safety of electricity distribution in power industry. Only one wrench can finish the reliable connection for you. It also saves space in field wiring that allows up to 4 wire lugs on each stud.

The stud terminal blocks provide the improved wiring secureness which can apply in high requirements in terms of vibration and shock resistance, such as vehicles, motor and transportation.

Available wire size from 16mm² to 120mm²

DKM

Accessories



DKM10

Rated Data		UL	IEC
Rated Voltage	(V)	1000	1000
Rated Current	(A)	255	269
Rated impulse voltage			8KV
Wire range (AWG/mm²)		10~250(kcmil)	6~120
Connection Capacity			
Max. Solid	(mm²)		120
Max. Stranded	(mm²)		120
General Data			
Torque	(N.m)	10~20	
Screws		M10	
Insulation material		PA	
T / W	(mm)	35.5 / 67	
H / H on TS-35	(mm)	70 / 71	
Package		20	

Part number	Package
DKMC10/12	10
DKMSPS-002	20
TM49LW	20
TM-R200	10
TS-35 TS-35/15	20 10

DKM12

Rated Data		UL	IEC
Rated Voltage	(V)	1000	1000
Rated Current	(A)	255	269
Rated impulse voltage			8KV
Wire range (AWG/mm²)		10~250(kcmil)	6~120
Connection Capacity			
Max. Solid	(mm²)		120
Max. Stranded	(mm²)		120
General Data			
Torque	(N.m)	14~30	
Screws		M12	
Insulation material		PA	
T / W	(mm)	35.5 / 67	
H / H on TS-35	(mm)	70 / 71	
Package		20	

Part number	Package
DKMC10/12	10
DKMSPS-002	20
TM49LW	20
TM-R200	10
TS-35 TS-35/15	20 10

Safety Cover

Part number	Compatible Product	A
DKMC5	DKM5	13
DKMC6	DKM6	16
DKMC8	DKM8	21
DKMC10/12	DKM10, DKM12	32

Partition Plate / Safety Cover

DKMSPS-001

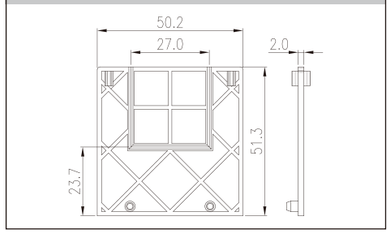

DKMSPS-002

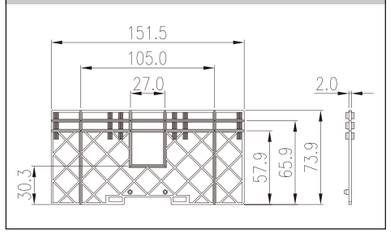

Part number	Compatible Product	Package
DKMSPS-001	DKM5, DKM6	20
DKMSPS-002	DKM8, DKM10, DKM12	20

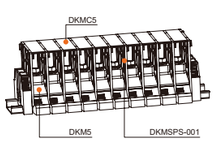

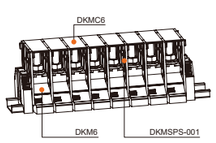

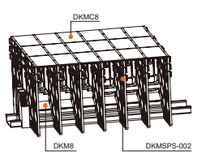

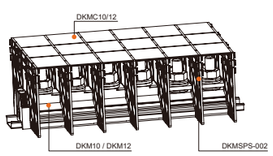

DINKLE Memo

Terminal Block

Barrier Connection Terminal Blocks

- Barrier Connection Terminal Blocks offer optional solutions in range 15A~500A power transmission.
- DKB series offer stable power transmission by screw type wiring structure.
- DKU series is a special design stud terminal block with the screw nut kept in the top cover guided by spring.
- The nut pop-up design generates a wire-ready status which can save time of loosening the screw and provides secured fastening.



Quick Wiring Terminal Blocks

IP20

Designed with spring guided system, the screws can pop-up to allow ring or fork cable lug easily inserted and installed without entirely removing the screws and washer.

Accessories includes CSK11 jumpers for short circuit or power distribution applications, and TM-R100 markers for labelling and identification.

DKU..



DKU15		
Rated Data	**UL**	**IEC**
Rated Voltage (V)	600	800
Rated Current (A)	15	17.5
Rated impulse voltage		8KV
Wire range (AWG/mm²)	26~14	0.2~1.5
Ring / Fork Cable Lugs		
Hole diameter min (mm)	3.2	
Cable lug connection width,max (mm)	6	
General Data		
Torque (N.m)	0.6~1.0	
Screw thread	M3	
Insulation material	PC	
T / W (mm)	7 / 40.5	
H / H on TS-35	32 / 33.5	
Package	50	

Color	Part number	Package
■	DKU15-BE	50

Part number	Package
DKU15C	20
CSK11-1502-A CSK11-1503-A CSK11-1506-A CSK11-1520-A	50 50 10 10
TM-R100 / TM-R100	10
TS-35 TS-35/15	20 10
#0 / 3.0 | DNT11-0201	



DKU20		
Rated Data	**UL**	**IEC**
Rated Voltage (V)	600	800
Rated Current (A)	20	24
Rated impulse voltage		8KV
Wire range (AWG/mm²)	26~12	0.2~2.5
Ring / Fork Cable Lugs		
Hole diameter min (mm)	3.7	
Cable lug connection width,max (mm)	7.2	
General Data		
Torque (N.m)	1.0~1.3	
Screw thread	M3.5	
Insulation material	PC	
T / W (mm)	8.2 / 40.5	
H / H on TS-35	32 / 33.5	
Package	150	

Color	Part number	Package
■	DKU20-BE	150

Part number	Package
DKU15C	20
CSK11-2002-A CSK11-2003-A CSK11-2006-A CSK11-2020-A	50 50 10 10
TM-R100 / TM-R100	10
TS-35 TS-35/15	20 10
#0 / 3.0 | DNT11-0201	

DKUU20		
Rated Data	**UL**	**IEC**
Rated Voltage (V)	600	800
Rated Current (A)	20	20
Rated impulse voltage		8KV
Wire range (AWG/mm²)	26~12	0.2~2.5
Ring / Fork Cable Lugs		
Hole diameter min (mm)	3.7	
Cable lug connection width,max (mm)	7.2	
General Data		
Torque (N.m)	1.0~1.3	
Screw thread	M3.5	
Insulation material	PC	
T / W (mm)	8.2 / 71	
H / H on TS-35	53 / 57.5	
Package	50	

Color	Part number	Package
■	DKUU20-BE	50

Part number	Package
DKUU20C	20
CSK11-2002-A CSK11-2003-A CSK11-2006-A CSK11-2020-A	50 50 10 10
TM-R100 / TM-R100	10
TS-35 TS-35/15	20 10
#0 / 3.0 | DNT11-0201	

Accessories

End cover

Insertion bridge

Continuous flat marking label (Center / Outer) 1 2 3 4 5

DIN rail

Tool (mm)

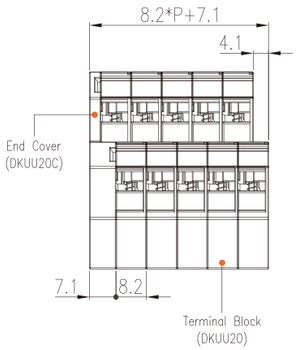

Quick Wiring Terminal Blocks

DKU30		
Rated Data	**UL**	**IEC**
Rated Voltage (V)	600	630
Rated Current (A)	30	32
Rated impulse voltage		8KV
Wire range (AWG/mm²)	26~10	0.2~4
Ring / Fork Cable Lugs		
Hole diameter min (mm)	4.3	
Cable lug connection width,max (mm)	9.5	
General Data		
Torque (N.m)	1.2~2.0	
Screw thread	M4	
Insulation material	PC	
T / W (mm)	10.5 / 40.5	
H / H on TS-35	35 / 36.5	
Package	125	

Color	Part number	Package
■	DKU30-BE	125

Part number	Package
DKU30C	20
CSK11-3002-A CSK11-3003-A CSK11-3006-A CSK11-3010-A	50 50 10 10
TM-R100 / TM-R100	10
TS-35 TS-35/15	20 10
#1 / 5.0 | DNT11-0202	



DKU40		
Rated Data	**UL**	**IEC**
Rated Voltage (V)	600	800
Rated Current (A)	45	41
Rated impulse voltage		8KV
Wire range (AWG/mm²)	24~8	0.2~6
Ring / Fork Cable Lugs		
Hole diameter min (mm)	4.3	
Cable lug connection width,max (mm)	9.8	
General Data		
Torque (N.m)	1.2~2.0	
Screw thread	M4	
Insulation material	PC	
T / W (mm)	11 / 43.5	
H / H on TS-35	36.5 / 38	
Package	100	

Color	Part number	Package
■	DKU40-BE	100

Part number	Package
DKU40C	20
CSK11-4002-A CSK11-4003-A	50 50
TM-R100 / TM-R100	10
TS-35 TS-35/15	20 10
#1 / 5.0 | DNT11-0202	

DKU60		
Rated Data	**UL**	**IEC**
Rated Voltage (V)	600	800
Rated Current (A)	60	76
Rated impulse voltage		8KV
Wire range (AWG/mm²)	20~6	0.5~16
Ring / Fork Cable Lugs		
Hole diameter min (mm)	5.3	
Cable lug connection width,max (mm)	12	
General Data		
Torque (N.m)	2.6~3.7	
Screw thread	M5	
Insulation material	PC	
T / W (mm)	14 / 47.7	
H / H on TS-35	40 / 41.5	
Package	70	

Color	Part number	Package
■	DKU60-BE	70

Part number	Package
DKU60C	20
CSK11-6002-A CSK11-6003-A	50 50
TM-R100 / TM-R100	10
TS-35 TS-35/15	20 10
#1 / 5.0 | DNT11-0202	

Rated Data	**UL**	**IEC**
Rated Voltage (V)		
Rated Current (A)		
Rated impulse voltage		
Wire range (AWG/mm²)		
Ring / Fork Cable Lugs		
Hole diameter min (mm)		
Cable lug connection width,max (mm)		
General Data		
Torque (N.m)		
Screw thread		
Insulation material		
T / W (mm)		
H / H on TS-35		
Package		

Color	Part number	Package

Part number	Package

Screw Connection Terminal Blocks

Compact housing design, small volume without compromising its electrical specifications, suitable for applications in limited space.

Accessories includes CSK11 jumpers for short circuit or power distribution applications, and TM-R100 marking label for labelling and identification.

DKB..N

Accessories

End cover

Insertion bridge

Continuous flat marking label

DIN rail

Tool (mm)



DKB15N		
Rated Data	**UL**	**IEC**
Rated Voltage (V)	600	630
Rated Current (A)	15	17.5
Rated impulse voltage		8KV
Wire range (AWG/mm²)	26~14	0.2~1.5
Ring / Fork Cable Lugs		
Hole diameter min (mm)	3.2	
Cable lug connection width,max (mm)	6	
General Data		
Torque (N.m)	0.6~1.0	
Screw thread	M3	
Stripping length (mm)	9~10	
Insulation material	PC	
T / W (mm)	7 / 40.5	
H / H on TS-35	29 / 30.5	
Package	50	

Part number	Package
DKB15NE	20
CSK11-1502-A CSK11-1503-A CSK11-1506-A CSK11-1520-A	50 50 10 10
TM-R100	10
TS-35 TS-35/15	20 10
PH2 / 3.0 | DNT11-0201	



DKBB10		
Rated Data	**UL**	**IEC**
Rated Voltage (V)	600	800
Rated Current (A)	15	24
Rated impulse voltage		8KV
Wire range (AWG/mm²)	22~14	0.34~2.5
Ring / Fork Cable Lugs		
Hole diameter min (mm)	3.2	
Cable lug connection width,max (mm)	7.2	
General Data		
Torque (N.m)	0.5	
Screw thread	M3	
Stripping length (mm)	8	
Insulation material	PC	
T / W (mm)	8.8 / 57	
H / H on TS-35	54 / 57.9	
Package	100	

Part number	Package
DKBB10E	20
CSK02-10XX-A	50
TM-R100	10
TS-35 TS-35/15	20 10
#0 / 3.0 | DNT11-0201	

DKB20N		
Rated Data	**UL**	**IEC**
Rated Voltage (V)	600	630
Rated Current (A)	20	24
Rated impulse voltage		8KV
Wire range (AWG/mm²)	26~12	0.2~2.5
Ring / Fork Cable Lugs		
Hole diameter min (mm)	3.7	
Cable lug connection width,max (mm)	7.2	
General Data		
Torque (N.m)	0.8~1	
Screw thread	M3.5	
Stripping length (mm)		
Insulation material	PC	
T / W (mm)	8.2 / 40.5	
H / H on TS-35	29 / 30.5	
Package	50	

Part number	Package
DKB15NE	20
CSK11-2002-A CSK11-2003-A CSK11-2006-A CSK11-2020-A	50 50 10 10
TM-R100	10
TS-35 TS-35/15	20 10
#0 / 3.0 | DNT11-0201	

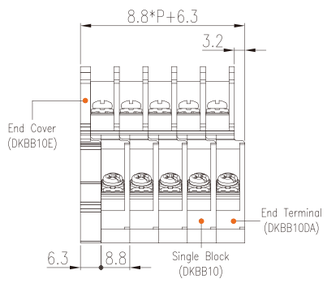

Screw Connection Terminal Blocks

DKB30N		
Rated Data	**UL**	**IEC**
Rated Voltage (V)	600	630
Rated Current (A)	30	32
Rated impulse voltage		8KV
Wire range (AWG/mm²)	22~10	0.2~4
Ring / Fork Cable Lugs		
Hole diameter min (mm)	4.3	
Cable lug connection width,max (mm)	8.5	
General Data		
Torque (N.m)	1.2~1.5	
Screw thread	M4	
Stripping length (mm)		
Insulation material	PC	
T / W (mm)	10.5 / 40.5	
H / H on TS-35	31.5 / 33	
Package	50	

Part number	Package
DKB30NE	20
CSK11-3002-A CSK11-3003-A CSK11-3006-A CSK11-3010-A	50 50 10 10
TM-R100	10
TS-35 TS-35/15	20 10
#1 / 5.0 | DNT11-0202	



DKB40N		
Rated Data	**UL**	**IEC**
Rated Voltage (V)	600	630
Rated Current (A)	40	41
Rated impulse voltage		8KV
Wire range (AWG/mm²)	22~8	0.2~6
Ring / Fork Cable Lugs		
Hole diameter min (mm)	4.3	
Cable lug connection width,max (mm)	9.8	
General Data		
Torque (N.m)	1.2~1.5	
Screw thread	M4	
Stripping length (mm)		
Insulation material	PC	
T / W (mm)	11 / 43.5	
H / H on TS-35	33.5 / 35	
Package	50	

Part number	Package
DKB40NE	20
CSK11-4002-A CSK11-4003-A	50 50
TM-R100	10
TS-35 TS-35/15	20 10
#1 / 5.0 | DNT11-0202	



DKB60N		
Rated Data	**UL**	**IEC**
Rated Voltage (V)	600	630
Rated Current (A)	60	76
Rated impulse voltage		8KV
Wire range (AWG/mm²)	20~6	0.5~16
Ring / Fork Cable Lugs		
Hole diameter min (mm)	5.3	
Cable lug connection width,max (mm)	12	
General Data		
Torque (N.m)	2~2.4	
Screw thread	M5	
Stripping length (mm)		
Insulation material	PC	
T / W (mm)	14 / 47.7	
H / H on TS-35	37 / 38.5	
Package	50	

Part number	Package
DKB60NE	20
CSK11-6002-A CSK11-6003-A	50 50
TM-R100	10
TS-35 TS-35/15	20 10
#1 / 5.0 | DNT11-0202	

Rated Data	**UL** / **IEC**
Rated Voltage (V)	
Rated Current (A)	
Rated impulse voltage	
Wire range (AWG/mm²)	
Ring / Fork Cable Lugs	
Hole diameter min (mm)	
Cable lug connection width,max (mm)	
General Data	
Torque (N.m)	
Screw thread	
Stripping length (mm)	
Insulation material	
T / W (mm)	
H / H on TS-35	
Package	

Part number	Package

Screw Connection Terminal Blocks

DKB series offers high current rating solution, 6 current options from 85A to 620A as well as accessories, e.g. transparent cover, jumper and marking label available.

Easy for installation and assembly, free to combine accessories according to requirement.

DKB..

Accessories

- End cover
- Cover
- Insertion bridge
- Continuous flat marking label
- DIN rail
- Tool (mm)

*To be used with ring or fork terminal on the end of the conductor before wiring.



DKB80

Rated Data		UL	IEC
Rated Voltage	(V)	600	800
Rated Current	(A)	85	101
Rated impulse voltage			8KV
Wire range (AWG/mm²)		18~4	0.75~25
General Data			
Torque (N.m)		4	
Screw thread		M6	
Stripping length (mm)		18	
Insulation material		PC	
T / W (mm)		19 / 54	
H / H on TS-35		38 / 41.5	
Package		50	

Part number	Package
DKB80E-A	20
DKBC60-1000	1
CSK01-60XX-A CSK01-60XX-B CSK02-60XX-A CSK02-60XX-B	50 50 50 50
TM-R200	10
TS-35 TS-35/15	20 10
#2 / 6.0 | DNT11-0205	

DKB100N

Rated Data		UL	IEC
Rated Voltage	(V)	600	800
Rated Current	(A)	200*	150*
Rated impulse voltage			8KV
Wire range (AWG/mm²)		8~3/0	10~50
General Data			
Torque (N.m)		8	
Screw thread		M8	
Stripping length (mm)		20	
Insulation material		PC	
T / W (mm)		25 / 62	
H / H on TS-35		43.5 / 47.0	
Package		1	

Part number	Package
DKB100E-A	20
DKBC100-1000	1
TM-R200	10
TS-35 TS-35/15	20 10
#3 / 8.0 | DNT11-0208	



DKB150

Rated Data		UL	IEC
Rated Voltage	(V)	600	1000
Rated Current	(A)	190*	192*
Rated impulse voltage			8KV
Wire range (AWG/mm²)		8~3/0	10~70
General Data			
Torque (N.m)		8	
Screw thread		M8	
Stripping length (mm)		20	
Insulation material		PC	
T / W (mm)		27 / 70	
H / H on TS-35		45 / 48.5	
Package		1	

Part number	Package
DKB150E-A	20
DKBC150-1000	1
TM-R200	10
TS-35 TS-35/15	20 10
#3 / 8.0 | DNT11-0208	



DKBCXX-1000

DKBC300

DKBC500

Part number	Compatible Products
DKBC60-1000	DKB80
DKBC100-1000	DKB100N
DKBC150-1000	DKB150
DKBC200-1000	DKB200
DKBC300 / Piece	DKB300
DKBC500 / Piece	DKB500

Screw Connection Terminal Blocks



DKB200

Rated Data		UL	IEC
Rated Voltage	(V)	600	1000
Rated Current	(A)	230*	232*
Rated impulse voltage			8KV
Wire range (AWG/mm²)		8~4/0	10~95
General Data			
Torque (N.m)		10	
Screw thread		M10	
Stripping length (mm)		24	
Insulation material		PC	
T / W (mm)		33 / 82	
H / H on TS-35		48 / 51.5	
Package		1	

Part number	Package
DKB200E-A	20
DKBC200-1000	1
TM-R200	10
TS-35 TS-35/15	20 10
#3 / 8.0 | DNT11-0208	



DKB300

Rated Data		UL	IEC
Rated Voltage	(V)	600	1000
Rated Current	(A)	380*	415*
Rated impulse voltage			8KV
Wire range (AWG/mm²)		3/0~500 Kcmil	70~240
General Data			
Torque (N.m)		10	
Screw thread		M10	
Stripping length (mm)		30	
Insulation material		PC	
T / W (mm)		45 / 90	
H / H on TS-35		57 / 60.5	
Package		1	

Part number	Package
DKBC300	50
TM-R200	10
TS-35 TS-35/15	20 10
#3 / 8.0 | DNT11-0208	



DKB500

Rated Data		UL	IEC
Rated Voltage	(V)	1000	1000
Rated Current	(A)	475* (620*#)	520*
Rated impulse voltage			8KV
Wire range (AWG/mm²)		350~750 Kcmil	150~300
General Data			
Torque (N.m)		10	
Screw thread		M16	
Stripping length (mm)		43	
Insulation material		PC	
T / W (mm)		60 / 111	
H / H on TS-35		78 / 81.5	
Package		1	

Part number	Package
DKBC500	40
TM-R200	10
TS-35 TS-35/15	20 10
2.0 x 24	

#2*350 Kcmil



Rated Data		UL	IEC
Rated Voltage	(V)		
Rated Current	(A)		
Rated impulse voltage			
Wire range (AWG/mm²)			
General Data			
Torque (N.m)			
Screw thread			
Stripping length (mm)			
Insulation material			
T / W (mm)			
H / H on TS-35			
Package			

Part number	Package

Screw Connection

Panel Installation Terminal Blocks

- Panel installation terminal blocks offer solution at the current range of 15A~150A.
- DKB series is a screw connection design to offer stable connection for power transmission.
- DKUP series is a special design stud terminal block with the screw nut kept in the top cover guided by spring.
- The nut pop-up design generates a wire-ready status which can save time of loosening the screw and provide secured fastening. Only 2 screws can completely install the terminal block.

Panel Installation Terminal Blocks Introduction

Panel installation barrier terminal blocks are available to offer the current range of 15A~500A.

DKB series adopts screw connection structure, which benefit is stable connections.

DKU series is a quick wiring structure with the special upper cover design to allow the screws kept in the upper cover after releasing the connection, thus the terminal block generates a wire-ready status, which can prevent the screws from being lost and save the wiring time.

Apply on panel installation, the terminal block can be quickly fixed on the panel by only 2 pcs of screws.

TM-R100 continuous flat marking label can be cut by customers according to needed length. Flexible marking system offers easy identification during wiring. CSK series insertion bridge is for easy and complete short circuits.

DKUP series is a special structure with a nut guided by a spring on the top cover and then generates a wire-ready status to save the time of loosening screw, which can also prevent the loss of screw.

The DKB..N series applies screw structure and allow the connection by ring or fork lug to secure the reliable wiring. the product is compact and optimize space utitiy.

The product is available from 10~500A. With the support of flexible marking system, identification can be easily made during the wiring process. Panel mounting structure is also available in order to locate the wiring at different places.

Quick Wring Terminal Blocks

IP20

Designed with spring guided system, the screws can be poped up to allow ring or fork cable lug easily inserted and installed without entirely removing the screws and washer.

DKUP..-XXPK series offers 02P ~ 12P, pre-installed with printed marking labels. CSK11 jumper is also available for short circuit or power distribution applications.

DKUP..-XXPK

Accessories

Insertion bridge

Continuous flat marking label (Center / Outer) 1 2 3 4 5

Tool (mm)

DKUP15-XXPK

Rated Data		UL	IEC
Rated Voltage	(V)	600	800
Rated Current	(A)	15	17.5
Rated impulse voltage			8KV
Wire range (AWG/mm²)		26~14	0.2~1.5
Ring / Fork Cable Lugs			
Hole diameter min (mm)		3.2	
Cable lug connection width,max (mm)		6	
General Data			
Torque (N.m)		0.6~1.0	
Screw thread		M3	
Insulation material		PC	
T x W x H (mm)		7 x 36.5 x 28	

Part number	Package
CSK11-1502-A	50
CSK11-1503-A	50
CSK11-1506-A	10
CSK11-1520-A	10
TM-R100 / TM-R100	10
#0 / 3.0 | DNT11-0201	

Dimension

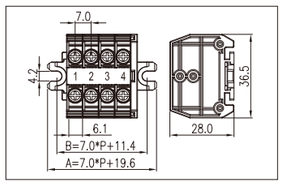

Part number	Package
DKUP15-02PK	50
DKUP15-03PK	50
DKUP15-04PK	20
DKUP15-12PK	20



DKUP20-XXPK

Rated Data		UL	IEC
Rated Voltage	(V)	600	800
Rated Current	(A)	20	24
Rated impulse voltage			8KV
Wire range (AWG/mm²)		26~12	0.2~2.5
Ring / Fork Cable Lugs			
Hole diameter min (mm)		3.7	
Cable lug connection width,max (mm)		7.2	
General Data			
Torque (N.m)		1.0~1.3	
Screw thread		M3.5	
Insulation material		PC	
T x W x H (mm)		8.2 x 36.5 x 28	

Part number	Package
CSK11-2002-A	50
CSK11-2003-A	50
CSK11-2006-A	10
CSK11-2020-A	10
TM-R100 / TM-R100	10
#0 / 3.0 | DNT11-0201	

Dimension

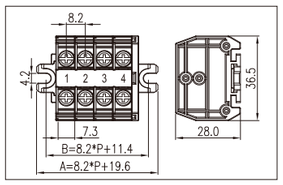

Part number	Package
DKUP20-02PK	50
DKUP20-03PK	50
DKUP20-04PK	20
DKUP20-12PK	20

DKUUP20-XXPK

Rated Data		UL	IEC
Rated Voltage	(V)	600	800
Rated Current	(A)	20	20
Rated impulse voltage			8KV
Wire range (AWG/mm²)		26~12	0.2~2.5
Ring / Fork Cable Lugs			
Hole diameter min (mm)		3.7	
Cable lug connection width,max (mm)		7.2	
General Data			
Torque (N.m)		1.0~1.3	
Screw thread		M3.5	
Insulation material		PC	
T x W x H (mm)		8.2 x 71 x 48.5	

Part number	Package
CSK11-2002-A	50
CSK11-2003-A	50
CSK11-2006-A	10
CSK11-2020-A	10
TM-R100 / TM-R100	10
#0 / 3.0 | DNT11-0201	

Dimension

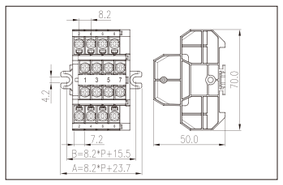

Part number	Package
DKUUP20-02PK	50
DKUUP20-03PK	50
DKUUP20-04PK	20
DKUUP20-12PK	20

Quick Wring Terminal Blocks

DKUP30-XXPK

Rated Data		UL	IEC
Rated Voltage	(V)	600	630
Rated Current	(A)	30	32
Rated impulse voltage			8KV
Wire range (AWG/mm²)		26~10	0.2~4
Ring / Fork Cable Lugs			
Hole diameter min (mm)		4.3	
Cable lug connection width,max (mm)		9.5	
General Data			
Torque (N.m)		1.2~2.0	
Screw thread		M4	
Insulation material		PC	
T x W x H (mm)		10.5 x 36.5 x 30	

Part number	Package
CSK11-3002-A	50
CSK11-3003-A	50
CSK11-3006-A	10
CSK11-3010-A	10
TM-R100 / TM-R100	10
#1 / 5.0 | DNT11-0202	

Dimension

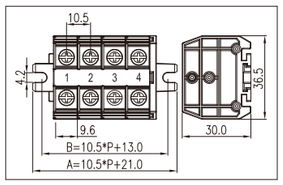

Part number	Package
DKUP30-02PK	50
DKUP30-03PK	50
DKUP30-04PK	20
DKUP30-12PK	10

DKUP40-XXPK

Rated Data		UL	IEC
Rated Voltage	(V)	600	800
Rated Current	(A)	45	41
Rated impulse voltage			8KV
Wire range (AWG/mm²)		24~8	0.2~6
Ring / Fork Cable Lugs			
Hole diameter min (mm)		4.3	
Cable lug connection width,max (mm)		9.8	
General Data			
Torque (N.m)		1.2~2.0	
Screw thread		M4	
Insulation material		PC	
T x W x H (mm)		11 x 41 x 34	

Part number	Package
CSK11-4002-A	50
CSK11-4003-A	50
TM-R100 / TM-R100	10
#1 / 5.0 | DNT11-0202	

Dimension

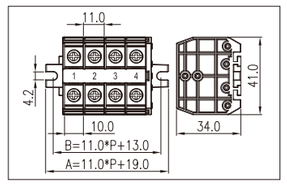

Part number	Package
DKUP40-02PK	20
DKUP40-03PK	20
DKUP40-04PK	10
DKUP40-12PK	10

DKUP60-XXPK

Rated Data		UL	IEC
Rated Voltage	(V)	600	800
Rated Current	(A)	60	76
Rated impulse voltage			8KV
Wire range (AWG/mm²)		20~6	0.5~16
Ring / Fork Cable Lugs			
Hole diameter min (mm)		5.3	
Cable lug connection width,max (mm)		12	
General Data			
Torque (N.m)		2.6~3.7	
Screw thread		M5	
Insulation material		PC	
T x W x H (mm)		14 x 44.5 x 39	

Part number	Package
CSK11-6002-A	50
CSK11-6003-A	50
TM-R100 / TM-R100	10
#1 / 5.0 | DNT11-0202	

Dimension

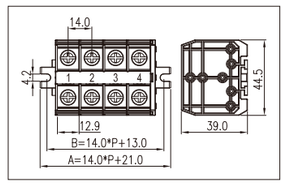

Part number	Package
DKUP60-02PK	20
DKUP60-03PK	20
DKUP60-04PK	10
DKUP60-12PK	10

Rated Data		UL	IEC
Rated Voltage	(V)		
Rated Current	(A)		
Rated impulse voltage			
Wire range (AWG/mm²)			
Ring / Fork Cable Lugs			
Hole diameter min (mm)			
Cable lug connection width,max (mm)			
General Data			
Torque (N.m)			
Screw thread			
Insulation material			
T x W x H (mm)			

Part number	Package

Screw Connection Terminal Blocks

Compact housing design, small volume without compromising its electrical specifications, suitable for applications in limited space.

DKB..N-XXPCK series offers from 02P to 12P, pre-installs the printed marking labels. CSK11 jumpers is also available for short circuit or power distribution application.

DKB..N-XXPK

Accessories

Insertion bridge

Continuous flat marking label

Tool (mm)



DKB15N-XXPK

Rated Data		UL	IEC
Rated Voltage	(V)	600	630
Rated Current	(A)	15	17.5
Rated impulse voltage			8KV
Wire range (AWG/mm^2)		26~14	0.2~1.5
Ring / Fork Cable Lugs			
Hole diameter min (mm)		3.2	
Cable lug connection width,max (mm)		6	
General Data			
Torque (N.m)		0.6~1.0	
Screw thread		M3	
Stripping length (mm)			
Insulation material		PC	
T x W x H (mm)		7 x 36.5 x 25	

Part number	Package
CSK11-1502-A	50
CSK11-1503-A	50
CSK11-1506-A	10
CSK11-1520-A	10
TM-R100	10
#0 / 3.0 | DNT11-0201	

Dimension

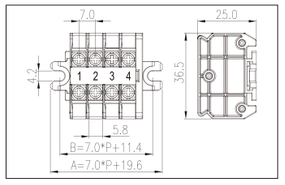

Part number	Package
DKB15N-02PK	50
DKB15N-03PK	50
DKB15N-04PK	20
DKB15N-12PK	20



DKBB10-XXPK

Rated Data		UL	IEC
Rated Voltage	(V)	600	800
Rated Current	(A)	15	24
Rated impulse voltage			8KV
Wire range (AWG/mm^2)		22~14	0.34~2.5
Ring / Fork Cable Lugs			
Hole diameter min (mm)		3.2	
Cable lug connection width,max (mm)		7.2	
General Data			
Torque (N.m)		0.5	
Screw thread		M3	
Stripping length (mm)		8	
Insulation material		PC	
T x W x H (mm)		8.8 x 57 x 54	

Part number	Package
CSK02-10XX-A	50
TM-R100	10
2.0 x 24	

Dimension

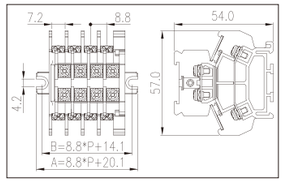

Part number	Package
DKBB10-02PK	20
DKBB10-03PK	10
DKBB10-04PK	10
DKBB10-10PK	10



DKB20N-XXPK

Rated Data		UL	IEC
Rated Voltage	(V)	600	630
Rated Current	(A)	20	24
Rated impulse voltage			8KV
Wire range (AWG/mm^2)		26~12	0.2~2.5
Ring / Fork Cable Lugs			
Hole diameter min (mm)		3.7	
Cable lug connection width,max (mm)		7.2	
General Data			
Torque (N.m)		0.8~1	
Screw thread		M3.5	
Stripping length (mm)			
Insulation material		PC	
T x W x H (mm)		8.2 x 36.5 x 25	

Part number	Package
CSK11-2002-A	50
CSK11-2003-A	50
CSK11-2006-A	10
CSK11-2020-A	10
TM-R100	10
#0 / 3.0 | DNT11-0201	

Dimension

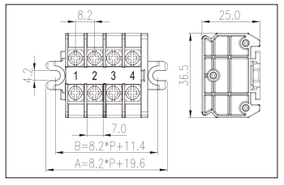

Part number	Package
DKB20N-02PK	50
DKB20N-03PK	50
DKB20N-04PK	20
DKB20N-12PK	20

Screw Connection Terminal Blocks



DKB30N-XXPK

Rated Data		UL	IEC
Rated Voltage	(V)	600	630
Rated Current	(A)	30	32
Rated impulse voltage			8KV
Wire range (AWG/mm^2)		22~10	0.2~4
Ring / Fork Cable Lugs			
Hole diameter min (mm)		4.3	
Cable lug connection width,max (mm)		8.5	
General Data			
Torque (N.m)		1.2~1.5	
Screw thread		M4	
Stripping length (mm)			
Insulation material		PC	
T x W x H (mm)		10.5 x 36.5 x 26.5	

Part number	Package
CSK11-3002-A	50
CSK11-3003-A	50
CSK11-3006-A	10
CSK11-3010-A	10
TM-R100	10
#1 / 5.0 | DNT11-0202	

Dimension

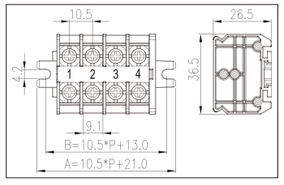

Part number	Package
DKB30N-02PK	50
DKB30N-03PK	50
DKB30N-04PK	20
DKB30N-12PK	10



DKB40N-XXPK

Rated Data		UL	IEC
Rated Voltage	(V)	600	630
Rated Current	(A)	40	41
Rated impulse voltage			8KV
Wire range (AWG/mm^2)		22~8	0.2~6
Ring / Fork Cable Lugs			
Hole diameter min (mm)		4.3	
Cable lug connection width,max (mm)		9.8	
General Data			
Torque (N.m)		1.2~1.5	
Screw thread		M4	
Stripping length (mm)			
Insulation material		PC	
T x W x H (mm)		11 x 38.5 x 30	

Part number	Package
CSK11-4002-A	50
CSK11-4003-A	50
TM-R100	10
#1 / 5.0 | DNT11-0202	

Dimension

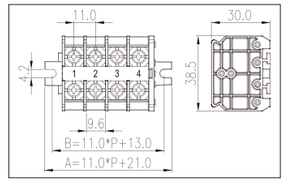

Part number	Package
DKB40N-02PK	20
DKB40N-03PK	20
DKB40N-04PK	10
DKB40N-12PK	10



DKB60N-XXPK

Rated Data		UL	IEC
Rated Voltage	(V)	600	630
Rated Current	(A)	60	76
Rated impulse voltage			8KV
Wire range (AWG/mm^2)		20~6	0.5~16
Ring / Fork Cable Lugs			
Hole diameter min (mm)		5.3	
Cable lug connection width,max (mm)		12	
General Data			
Torque (N.m)		2~2.4	
Screw thread		M5	
Stripping length (mm)			
Insulation material		PC	
T x W x H (mm)		14 x 44.5 x 36	

Part number	Package
CSK11-6002-A	50
CSK11-6003-A	50
TM-R100	10
#1 / 5.0 | DNT11-0202	

Dimension

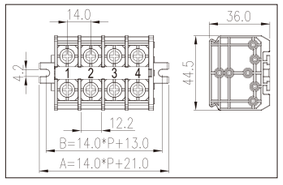

Part number	Package
DKB60N-02PK	20
DKB60N-03PK	20
DKB60N-04PK	10
DKB60N-12PK	10

Rated Data		UL	IEC
Rated Voltage	(V)		
Rated Current	(A)		
Rated impulse voltage			
Wire range (AWG/mm^2)			
Ring / Fork Cable Lugs			
Hole diameter min (mm)			
Cable lug connection width,max (mm)			
General Data			
Torque (N.m)			
Screw thread			
Stripping length (mm)			
Insulation material			
T x W x H (mm)			

Part number	Package

Screw Connection Terminal Blocks

DKB...-XXPCK series offers high rated current solutions with 6 options from 85A to 620A.

Screw connection method provide a stable wiring solution that is easy to install and flexible to assemble.

DKB..-XXPCK

Accessories

Continuous flat marking label

Tool (mm)

*To be used with ring or fork terminal on the end of the conductor before wiring.



DKB80-XXPCK

Rated Data	UL	IEC
Rated Voltage (V)	600	800
Rated Current (A)	85	101
Rated impulse voltage		8KV
Wire range (AWG/mm²)	18~4	0.75~25
General Data		
Torque (N.m)	4	
Screw thread	M6	
Stripping length (mm)	18	
Insulation material	PC	
T x W x H (mm)	19 x 54 x 38	

Part number	Package
TM-R200	10
#2 / 6.0 | DNT11-0205	



DKB100N-XXPCK

Rated Data	UL	IEC
Rated Voltage (V)	600	800
Rated Current (A)	200*	150*
Rated impulse voltage		8KV
Wire range (AWG/mm²)	8~3/0	10~50
General Data		
Torque (N.m)	8	
Screw thread	M8	
Stripping length (mm)	20	
Insulation material	PC	
T x W x H (mm)	25 x 62 x 44.7	

Part number	Package
TM-R200	10
#3 / 8.0 | DNT11-0208	

DKB150-XXPCK

Rated Data	UL	IEC
Rated Voltage (V)	600	1000
Rated Current (A)	190*	192*
Rated impulse voltage		8KV
Wire range (AWG/mm²)	8~3/0	10~70
General Data		
Torque (N.m)	8	
Screw thread	M8	
Stripping length (mm)	20	
Insulation material	PC	
T x W x H (mm)	27 x 70 x 46.2	

Part number	Package
TM-R200	10
#3 / 8.0 | DNT11-0208	

Dimension

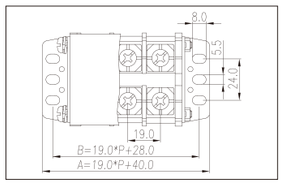

Part number	Package
DKB80-02PCK	5
DKB80-03PCK	5
DKB80-04PCK	5
DKB80-10PCK	1

Dimension

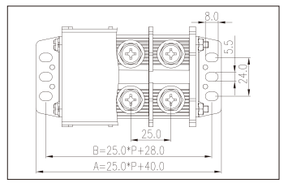

Part number	Package
DKB100N-02PCK	10
DKB100N-03PCK	10
DKB100N-04PCK	10
DKB100N-10PCK	5

Dimension

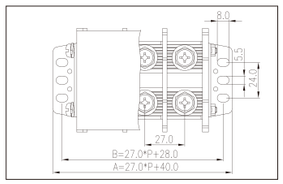

Part number	Package
DKB150-02PCK	5
DKB150-03PCK	5
DKB150-04PCK	5
DKB150-10PCK	1

Screw Connection Terminal Blocks



DKB200-XXPCK

Rated Data	UL	IEC
Rated Voltage (V)	600	1000
Rated Current (A)	230*	232*
Rated impulse voltage		8KV
Wire range (AWG/mm²)	8~4/0	10~95
General Data		
Torque (N.m)	10	
Screw thread	M10	
Stripping length (mm)	24	
Insulation material	PC	
T x W x H (mm)	33 x 82 x 48	

Part number	Package
TM-R200	10
#3 / 8.0 | DNT11-0208	

DKB300-XXPCK

Rated Data	UL	IEC
Rated Voltage (V)	600	1000
Rated Current (A)	380*	415*
Rated impulse voltage		8KV
Wire range (AWG/mm²)	3/0~500 Kcmil	70~240
General Data		
Torque (N.m)	10	
Screw thread	M10	
Stripping length (mm)	30	
Insulation material	PC	
T x W x H (mm)	45 x 90 x 58.5	

Part number	Package
TM-R200	10
#3 / 8.0 | DNT11-0208	

DKB500-XXPCK

Rated Data	UL	IEC
Rated Voltage (V)	1000	1000
Rated Current (A)	475* (620*#)	520*
Rated impulse voltage		8KV
Wire range (AWG/mm²)	350~750 Kcmil	150~300
General Data		
Torque (N.m)	10	
Screw thread	M16	
Stripping length (mm)	43	
Insulation material	PC	
T x W x H (mm)	60 x 111 x 79.5	

Part number	Package
TM-R200	10
2.0 x 24	

#2*350 Kcmil

Rated Data	UL	IEC
Rated Voltage (V)		
Rated Current (A)		
Rated impulse voltage		
Wire range (AWG/mm²)		
General Data		
Torque (N.m)		
Screw thread		
Stripping length (mm)		
Insulation material		
T x W x H (mm)		

Part number	Package

Dimension

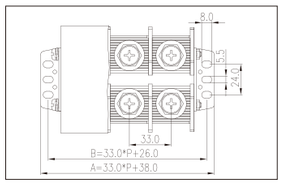

Part number	Package
DKB200-02PCK	10
DKB200-03PCK	1
DKB200-04PCK	1
DKB200-10PCK	1

Dimension

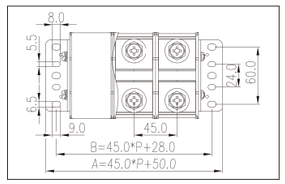

Part number	Package
DKB300-02PCK	1
DKB300-03PCK	1
DKB300-04PCK	1
DKB300-10PCK	1

Dimension

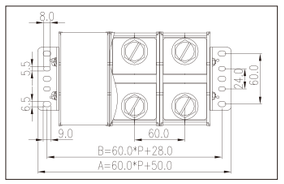

Part number	Package
DKB500-02PCK	1
DKB500-03PCK	1
DKB500-04PCK	1
DKB500-10PCK	1

Screw Connection Terminal Blocks

DKBH...-XXXPCK series offers high rated current solutions.

Screw connection method provide a stable wiring solution that is easy to install and flexible to assemble.

DKBH..-XXPCK

Accessories

Partition plate

Continuous flat marking label

Tool (mm)

*To be used with ring or fork terminal on the end of the conductor before wiring.

1500V

1500V

DKBH285-XXPCK

Rated Data		UL	IEC
Rated Voltage	(V)	1500	1500
Rated Current	(A)	285(FW2) 300(FW1)	309
Rated impulse voltage			8KV
Wire range (AWG/mm^2)		8~300Kcmil	6~150
General Data			
Torque (N.m)		12~16	
Screw thread		M10	
Stripping length (mm)		/	
Insulation material		PBT	
T x W x H (mm)		36 x 72 x 54	

Part number	Package
DKBHA285	20
TM-R100	10
#3 / 8.0 | DNT11-0208	

DKBH420-XXPCK

Rated Data		UL	IEC
Rated Voltage	(V)	1500	1500
Rated Current	(A)	420(FW2) 500(FW1)	520
Rated impulse voltage			8KV
Wire range (AWG/mm^2)		3~600Kcmil	25~300
General Data			
Torque (N.m)		20~24	
Screw thread		M12	
Stripping length (mm)		/	
Insulation material		PBT	
T x W x H (mm)		51 x 110 x 65	

Part number	Package
DKBHA420	20
TM-R100	10
#3 / 8.0 | DNT11-0208	

Part number	Compatible Products	Package
DKBHA285	DKBH285	20
DKBHA420	DKBH420	20

Dimension

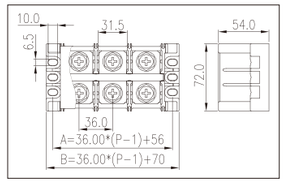

Dimension

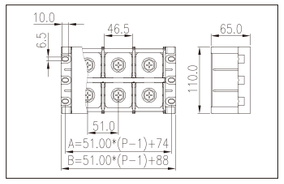

Part number	Package
DKBH285-02PCK	4
DKBH285-03PCK	3
DKBH285-04PCK	3
DKBH285-05PCK	2

Part number	Package
DKBH420-02PCK	2
DKBH420-03PCK	2
DKBH420-04PCK	1
DKBH420-05PCK	2

DINKLE Memo

Terminal Block

Feed-Through Panel Type Terminal Blocks

- Suitable for the application in the lower power spectrum to connect to small motors.
- PM..N series are available to apply in power distribution in various position combination.
- Compact design applies in constrained space.
- Accessories including marking labels, bridges, and partition plates, that can meet various requirements.

Panel Type Terminal Blocks Introduction

For the application in the lower power spectrum to connect to small motors.

Apply in power distribution in various position combination.

Compact design applies in constrained space.



Easy-latching flange design on both sides offers firm and user-friendly connection to make locking and unlocking more easy.

Available in and screw connection, offer firm and durable connection even in vibrating applications. It meets requests from signal and power transmission.



Compact design offers high density wiring connection in constrained space. Available in 8A~76A to meet requests from various applications.

Screw Connection Panel Type Terminal Blocks

Suitable for the application in the lower power spectrum to connect to small motors.

PM..N-XXP series are available to apply in power distribution in various position combination.

Compact design suitable for constrained space. Accessories include marking labels, bridges, and partition plates, that can meet various requirements.

PM..N-XXP



PM2.5N-XXP

Rated Data		UL	IEC
Rated Voltage	(V)	300	500
Rated Current	(A)	20	24
Rated impulse voltage			6KV
Wire range	(AWG/mm^2)	22~12	0.34~2.5
Connection Capacity			
Max. Solid	(mm^2)		4
Max. Stranded	(mm^2)		2.5
General Data			
Torque	(N.m)	0.39	
Screws		M2.5	
Stripping length	(mm)	6~8	
Insulation material		PA	
T x H x W	(mm)	5.1 x 20 x 22	
Package		50	

Color	Part number	Package
■	PM2.5N-01P...12P-OR	50
■	PM2.5NG-01P...12P	50

Part number	Package
PM2.5NC	50
CSC-2.502PS CSC-2.505PS	2~4P/50 5~10P/10
TM52HW	20
TM-R100	10
PMH	50
#0/3.0 | DNT11-0201	



PM4N-XXP

Rated Data		UL	IEC
Rated Voltage	(V)	300	500
Rated Current	(A)	30	32
Rated impulse voltage			6KV
Wire range	(AWG/mm^2)	22~10	0.5~4
Connection Capacity			
Max. Solid	(mm^2)		6
Max. Stranded	(mm^2)		4
General Data			
Torque	(N.m)	0.49	
Screws		M3	
Stripping length	(mm)	6~8	
Insulation material		PA	
T x H x W	(mm)	6.1 x 23 x 22	
Package		50	

Color	Part number	Package
■	PM4N-01P...12P-OR	50
■	PM4NG-01P...12P	50

Part number	Package
PM4NC	50
CSC-402PS CSC-410PS	2~4P/50 5~10P/10
TM53HW	20
TM-R100	10
PMH	50
#0/3.0 | DNT11-0201	



PM6N-XXP

Rated Data		UL	IEC
Rated Voltage	(V)	300	500
Rated Current	(A)	65	41
Rated impulse voltage			6KV
Wire range	(AWG/mm^2)	20~6	0.5~6
Connection Capacity			
Max. Solid	(mm^2)		10
Max. Stranded	(mm^2)		6
General Data			
Torque	(N.m)	1.18	
Screws		M4	
Stripping length	(mm)	9~11	
Insulation material		PA	
T x H x W	(mm)	8 x 29.8 x 30	
Package		50	

Color	Part number	Package
■	PM6N-01P...07P-OR	50
	PM6N-08P...12P-OR	20
■	PM6NG-01P...07P	50
	PM6NG-08P...12P	20

Part number	Package
PM6NC	50
CSC-602PS CSC-610PS	2~4P/50 5~10P/10
TM49LW	20
TM-R200	10
PMH	50
#0/3.0 | DNT11-0201	

Accessories

End cover

Insertion bridge

Marking label

Continuous flat marking label

Mounting base

Tool (mm)

Dimension

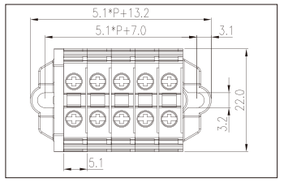

Dimension

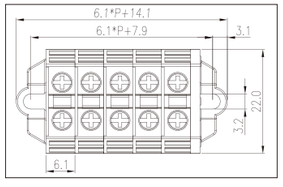

Dimension

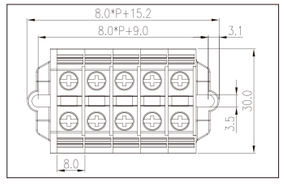

Assembled blocks	End cover	Single block	End cover with spring clamp
PM2.5N-XXP	PM2.5NC	PM2.5N	-
PM4N-XXP	PM4NC	PM4N	-
PM6N-XXP	PM6NC	PM6N	-

Screw Connection Panel Type Terminal Blocks



PM4H-16P

Rated Data		UL	IEC
Rated Voltage	(V)	300	630
Rated Current	(A)	30	32
Rated impulse voltage			6KV
Wire range	(AWG/mm^2)	22~10	0.5~4
Connection Capacity			
Max. Solid	(mm^2)		4
Max. Stranded	(mm^2)		4
General Data			
Torque	(N.m)	0.6	
Screws		M3	
Stripping length	(mm)	7~8	
Insulation material		PA	
T x H x W	(mm)	10 x 18.7 x 22.5	
Package		50	

Color	Part number	Package

Part number	Package
#1 / 5.0 | DNT11-0202	



PM6H-16P

Rated Data		UL	IEC
Rated Voltage	(V)	300	800
Rated Current	(A)	50	57
Rated impulse voltage			8KV
Wire range	(AWG/mm^2)	20~8	0.5~10
Connection Capacity			
Max. Solid	(mm^2)		10
Max. Stranded	(mm^2)		10
General Data			
Torque	(N.m)	0.9~1.2	
Screws		M4	
Stripping length	(mm)	9~10	
Insulation material		PA	
T x H x W	(mm)	13.5 x 25.5 x 25.6	
Package		30	

Color	Part number	Package

Part number	Package
#2 / 6.0 | DNT11-0205	



PM10H-16P

Rated Data		UL	IEC
Rated Voltage	(V)	600	1000
Rated Current	(A)	65	76
Rated impulse voltage			8KV
Wire range	(AWG/mm^2)	20~6	0.5~16
Connection Capacity			
Max. Solid	(mm^2)		16
Max. Stranded	(mm^2)		16
General Data			
Torque	(N.m)	1.5	
Screws		M4	
Stripping length	(mm)	10~11	
Insulation material		PA	
T x H x W	(mm)	14.5 x 26.9 x 33.5	
Package		20	

Color	Part number	Package

Part number	Package
#2 / 6.0 | DNT11-0205	



PM16H-16P

Rated Data		UL	IEC
Rated Voltage	(V)	600	1000
Rated Current	(A)	100	76
Rated impulse voltage			6KV
Wire range	(AWG/mm^2)	14~3	1.5~16
Connection Capacity			
Max. Solid	(mm^2)		16
Max. Stranded	(mm^2)		16
General Data			
Torque	(N.m)	2~2.5	
Screws		M5	
Stripping length	(mm)	14~16	
Insulation material		PA	
T x H x W	(mm)	16.5 x 30 x 36.9	
Package		10	

Color	Part number	Package

Part number	Package
#2 / 6.0 | DNT11-0205	

Dimension

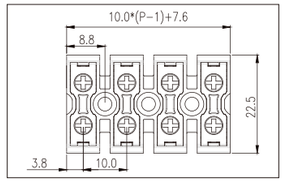

Dimension

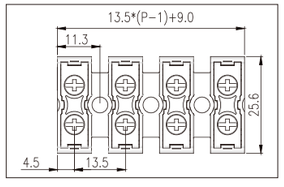

Dimension

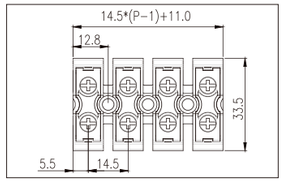

Dimension

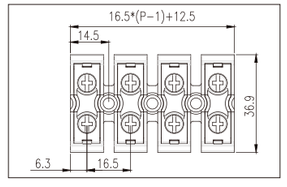

Wire-to-Wire

- Dinkle Wire-to-Wire connectors provide flexible solution and firm wire connection in variety applications e.g. automobile, conmmunication and data processing fields.
- Rated current range of 8A~76A meet the request from signal and power transmission. Compact design for high connection density in constrained space.
- Easy-latching flange design offers firm and user-friendly connection technology. PID & screw wiring types for option. UL 1059 & IEC 61984 compliance.

PID connection can connect wires without tool and saves much wiring time, and offers high density cnnection in constrained space.

Screw connection method is available from 8A to 76A and meets requirement of signal and power transmissions. With optional key code available to prevent from mismating.

Easy-latching flange design on both sides offer firm and user-friendly connection to make locking and unlocking more easily.

Push-in Design Connectors



0126-11XX adopts a long lever to operate spring clamp, which can completely release the connected wires without tool. The positions are available from 2 to 5 connection points, which can quickly connect multiple wires easily. Its compact design fits in limited space. 0126-11 series is compatible for building and building control applications such as alarm system, doorbells, door sensors and communication systems.

PID Wire-to-Wire



0126-11XX

Rated Data		UL	IEC
Rated Voltage	(V)	600	450
Rated Current	(A)	20	32
Rated impulse voltage		4KV	
Wire range	(AWG/mm²)	24~12	0.2~4
Connection Capacity			
Max. Solid	(mm²)	4	
Max. Stranded	(mm²)	4	
General Data			
Stripping length	(mm)	11~12	
Insulation material		PC	
Pitch	(mm)	5.6	
H	(mm)	8.4	
W	(mm)	5.6*P+2	
L	(mm)	18.6	

Pole	P/N	Package
2	0126-1102	500
3	0126-1103	500
4	0126-1104	250
5	0126-1105	250

Rated Data		UL	IEC
Rated Voltage	(V)		
Rated Current	(A)		
Rated impulse voltage			
Wire range	(AWG/mm²)		
Connection Capacity			
Max. Solid	(mm²)		
Max. Stranded	(mm²)		
General Data			
Stripping length	(mm)		
Insulation material			
Pitch	(mm)		
H	(mm)		
W	(mm)		
L	(mm)		

Rated Data		UL	IEC
Rated Voltage	(V)		
Rated Current	(A)		
Rated impulse voltage			
Wire range	(AWG/mm²)		
Connection Capacity			
Max. Solid	(mm²)		
Max. Stranded	(mm²)		
General Data			
Stripping length	(mm)		
Insulation material			
Pitch	(mm)		
H	(mm)		
W	(mm)		
L	(mm)		

Push-in Design Connectors

PID Wire-to-Wire can connect wires without tool.

Easy-latching flange design is able to be locked and unlocked easily.

PID Wire-to-Wire

Accessories

Tool (mm) 

*Specific pole number are on reguest.



0288-ADXXLS

Rated Data		UL	IEC
Rated Voltage	(V)	150	320
Rated Current	(A)	6	6
Rated impulse voltage			2.5KV
Wire range	(AWG/mm²)	26~18	0.2~0.5
Connection Capacity			
Max. Solid	(mm²)	18	0.5
Max. Stranded	(mm²)	18	0.5
General Data			
Stripping length	(mm)	7~8	
Insulation material		PA	
Pitch	(mm)	2.50	
H (Socket) W (Socket) L (Socket)	(mm) (mm) (mm)	5 2.5*P+1.7 16.5	
H (Plug) W (Plug) L (Plug)	(mm) (mm) (mm)	5.2 2.5*P+6.8 15.9	
H (Combination) W (Combination) L (Combination)	(mm) (mm) (mm)	5.2 2.5*P+6.8 27.9	

Part number	Package
0.4 x 2.5 | DNT11-0102	

Pole	P/N	Package
2	0288-AD02LS	20
3	0288-AD03LS	20
4	0288-AD04LS	20
6	0288-AD06LS	20
10	0288-AD10LS	10
12	0288-AD12LS	10



0218-23XXM025613LS

Rated Data		UL	IEC
Rated Voltage	(V)	300	320
Rated Current	(A)	8	10
Rated impulse voltage			2.5KV
Wire range	(AWG/mm²)	28~16	0.14~1.5
Connection Capacity			
Max. Solid	(mm²)	16	1.5
Max. Stranded	(mm²)	16	1.5
General Data			
Stripping length	(mm)	9~10	
Insulation material		PA	
Pitch	(mm)	3.50	
H (Socket) W (Socket) L (Socket)	(mm) (mm) (mm)	12.55 3.5*P+8.3 26.9	
H (Plug) W (Plug) L (Plug)	(mm) (mm) (mm)	12.55 3.5*P+11.5 26.7	
H (Combination) W (Combination) L (Combination)	(mm) (mm) (mm)	12.55 3.5*P+11.5 44.5	

Part number	Package

Pole	P/N	Package
2	0218-2302M025613LS	20
3	0218-2303M025613LS	20
4	0218-2304M025613LS	20
6	0218-2306M025613LS	20
10	0218-2310M025613LS	10
12	0218-2312M025613LS	10
16	0218-2316M025613LS	10



0218-23XXM025623LS

Rated Data		UL	IEC
Rated Voltage	(V)	300	320
Rated Current	(A)	8	10
Rated impulse voltage			2.5KV
Wire range	(AWG/mm²)	28~16	0.14~1.5
Connection Capacity			
Max. Solid	(mm²)	16	1.5
Max. Stranded	(mm²)	16	1.5
General Data			
Stripping length	(mm)	9~10	
Insulation material		PA	
Pitch	(mm)	3.50	
H (Socket) W (Socket) L (Socket)	(mm) (mm) (mm)	12.55 3.5*P+8.3 26.9	
H (Plug) W (Plug) L (Plug)	(mm) (mm) (mm)	17.15 3.5*P+11.5 23.95	
H (Combination) W (Combination) L (Combination)	(mm) (mm) (mm)	18.55 3.5*P+11.5 41.75	

Part number	Package

Pole	P/N	Package
2	0218-2302M025623LS	20
3	0218-2303M025623LS	20
4	0218-2304M025623LS	20
6	0218-2306M025623LS	20
10	0218-2310M025623LS	10
12	0218-2312M025623LS	10
16	0218-2316M025623LS	10





Push-in Design Connectors

0218-23XXM025633LS

Rated Data		UL	IEC
Rated Voltage	(V)	300	320
Rated Current	(A)	8	10
Rated impulse voltage			2.5KV
Wire range	(AWG/mm²)	28~16	0.14~1.5
Connection Capacity			
Max. Solid	(mm²)	16	1.5
Max. Stranded	(mm²)	16	1.5
General Data			
Stripping length	(mm)	9~10	
Insulation material		PA	
Pitch	(mm)	3.50	
H (Socket) W (Socket) L (Socket)	(mm) (mm) (mm)	12.55 3.5*P+8.3 26.9	
H (Plug) W (Plug) L (Plug)	(mm) (mm) (mm)	17.15 3.5*P+11.5 23.95	
H (Combination) W (Combination) L (Combination)	(mm) (mm) (mm)	17.3 3.5*P+11.5 41.75	

Part number	Package

Pole	P/N	Package
2	0218-2302M025633LS	20
3	0218-2303M025633LS	20
4	0218-2304M025633LS	20
6	0218-2306M025633LS	20
10	0218-2310M025633LS	10
12	0218-2312M025633LS	10
16	0218-2316M025633LS	10



0218-27XXM025613LS

Rated Data		UL	IEC
Rated Voltage	(V)	300	320
Rated Current	(A)	8	10
Rated impulse voltage			2.5KV
Wire range	(AWG/mm²)	28~16	0.14~1.5
Connection Capacity			
Max. Solid	(mm²)	16	1.5
Max. Stranded	(mm²)	16	1.5
General Data			
Stripping length	(mm)	9~10	
Insulation material		PA	
Pitch	(mm)	3.50	
H (Socket) W (Socket) L (Socket)	(mm) (mm) (mm)	12.55 3.5*P+12.7 26.9	
H (Plug) W (Plug) L (Plug)	(mm) (mm) (mm)	12.55 3.5*P+11.5 26.7	
H (Combination) W (Combination) L (Combination)	(mm) (mm) (mm)	12.55 3.5*P+12.7 44.5	

Part number	Package

Pole	P/N	Package
2	0218-2702M025613LS	20
3	0218-2703M025613LS	20
4	0218-2704M025613LS	20
6	0218-2706M025613LS	20
10	0218-2710M025613LS	10
12	0218-2712M025613LS	10
16	0218-2716M025613LS	10



0218-27XXM025623LS

Rated Data		UL	IEC
Rated Voltage	(V)	300	320
Rated Current	(A)	8	10
Rated impulse voltage			2.5KV
Wire range	(AWG/mm²)	28~16	0.14~1.5
Connection Capacity			
Max. Solid	(mm²)	16	1.5
Max. Stranded	(mm²)	16	1.5
General Data			
Stripping length	(mm)	9~10	
Insulation material		PA	
Pitch	(mm)	3.50	
H (Socket) W (Socket) L (Socket)	(mm) (mm) (mm)	12.55 3.5*P+12.7 26.9	
H (Plug) W (Plug) L (Plug)	(mm) (mm) (mm)	17.15 3.5*P+11.5 23.95	
H (Combination) W (Combination) L (Combination)	(mm) (mm) (mm)	18.55 3.5*P+12.7 41.75	

Part number	Package

Pole	P/N	Package
2	0218-2702M025623LS	20
3	0218-2703M025623LS	20
4	0218-2704M025623LS	20
6	0218-2706M025623LS	20
10	0218-2710M025623LS	10
12	0218-2712M025623LS	10
16	0218-2716M025623LS	10

0218-27XXM025633LS

Rated Data		UL	IEC
Rated Voltage	(V)	300	320
Rated Current	(A)	8	10
Rated impulse voltage			2.5KV
Wire range	(AWG/mm²)	28~16	0.14~1.5
Connection Capacity			
Max. Solid	(mm²)	16	1.5
Max. Stranded	(mm²)	16	1.5
General Data			
Stripping length	(mm)	9~10	
Insulation material		PA	
Pitch	(mm)	3.50	
H (Socket) W (Socket) L (Socket)	(mm) (mm) (mm)	12.55 3.5*P+12.7 26.9	
H (Plug) W (Plug) L (Plug)	(mm) (mm) (mm)	17.15 3.5*P+11.5 23.95	
H (Combination) W (Combination) L (Combination)	(mm) (mm) (mm)	17.3 3.5*P+12.7 41.75	

Part number	Package

Pole	P/N	Package
2	0218-2702M025633LS	20
3	0218-2703M025633LS	20
4	0218-2704M025633LS	20
6	0218-2706M025633LS	20
10	0218-2710M025633LS	10
12	0218-2712M025633LS	10
16	0218-2716M025633LS	10







Push-in Design Connectors

PID Wire-to-Wire can connect wires without tool.

Easy-latching flange design is able to be locked and unlocked easily.

PID Wire-to-Wire



0218-2GXXM025613LS

Rated Data		UL	IEC
Rated Voltage	(V)	150	320
Rated Current	(A)	6	6
Rated impulse voltage			2.5KV
Wire range	(AWG/mm²)	26~18	0.2~0.5
Connection Capacity			
Max. Solid	(mm²)	18	0.5
Max. Stranded	(mm²)	18	0.5
General Data			
Stripping length	(mm)	7~8	
Insulation material		PA	
Pitch	(mm)	2.50	
H (Socket) W (Socket) L (Socket)	(mm) (mm) (mm)	12.55 3.5*P+17.3 26.9	
H (Plug) W (Plug) L (Plug)	(mm) (mm) (mm)	12.55 3.5*P+8.3 26.9	
H (Combination) W (Combination) L (Combination)	(mm) (mm) (mm)	12.55 3.5*P+17.3 38.8	

Part number	Package
0.4 x 2.5 | DNT11-0102	



0218-2GXXM025633LS

Rated Data		UL	IEC
Rated Voltage	(V)	300	320
Rated Current	(A)	8	10
Rated impulse voltage			2.5KV
Wire range	(AWG/mm²)	28~16	0.14~1.5
Connection Capacity			
Max. Solid	(mm²)	16	1.5
Max. Stranded	(mm²)	16	1.5
General Data			
Stripping length	(mm)	9~10	
Insulation material		PA	
Pitch	(mm)	3.50	
H (Socket) W (Socket) L (Socket)	(mm) (mm) (mm)	12.55 3.5*P+17.3 26.9	
H (Plug) W (Plug) L (Plug)	(mm) (mm) (mm)	17.5 3.5*P+11.5 23.95	
H (Combination) W (Combination) L (Combination)	(mm) (mm) (mm)	17.3 3.5*P+17.3 41.75	

Part number	Package

Rated Data		UL	IEC
Rated Voltage	(V)		
Rated Current	(A)		
Rated impulse voltage			
Wire range	(AWG/mm²)		
Connection Capacity			
Max. Solid	(mm²)		
Max. Stranded	(mm²)		
General Data			
Stripping length	(mm)		
Insulation material			
Pitch	(mm)		
H (Socket) W (Socket) L (Socket)	(mm) (mm) (mm)		
H (Plug) W (Plug) L (Plug)	(mm) (mm) (mm)		
H (Combination) W (Combination) L (Combination)	(mm) (mm) (mm)		

Part number	Package

Accessories

Tool (mm)

*Specific pole number are on reguest.

Pole	P/N	Package
2	0218-2G02M025613LS	20
3	0218-2G03M025613LS	20
4	0218-2G04M025613LS	20
6	0218-2G06M025613LS	20
10	0218-2G10M025613LS	10
12	0218-2G12M025613LS	10
16	0218-2G16M025613LS	10

Pole	P/N	Package
2	0218-2G02M025633LS	20
3	0218-2G03M025633LS	20
4	0218-2G04M025633LS	20
6	0218-2G06M025633LS	20
10	0218-2G10M025633LS	10
12	0218-2G12M025633LS	10
16	0218-2G16M025633LS	10





DINKLE Memo

Terminal Block

Push-in Design Connectors

PID Wire-to-Wire can connect wires without tool. Its double layers design offers high density connection in constrained space. 4 conductors connection for small power distribution. Easy-latching flange design is able to be locked and unlocked easily.

PID Wire-to-Wire



0229-M5XXY

Rated Data		UL	IEC
Rated Voltage	(V)	300	320
Rated Current	(A)	12	14
Rated impulse voltage			2.5KV
Wire range	(AWG/mm²)	28~14	0.2~1.5
Connection Capacity			
Max. Solid	(mm²)	1.5	
Max. Stranded	(mm²)	1.5	
General Data			
Stripping length	(mm)	8~9	
Insulation material		PA	
Pitch	(mm)	5.08	
H (Socket)	(mm)	20.8	
W (Socket)	(mm)	5.08*(P/2)+9.46	
L (Socket)	(mm)	22.0	
H (Plug)	(mm)	0.8	
W (Plug)	(mm)	5.08*(P/2)+13.08	
L (Plug)	(mm)	25.7	
H (Combination)	(mm)	20.8	
W (Combination)	(mm)	5.08*(P/2)+13.08	
L (Combination)	(mm)	35.0	

Part number	Package

0161-12XXLSQK01

Rated Data		UL	IEC
Rated Voltage	(V)	300	600
Rated Current	(A)	15	18
Rated impulse voltage			4KV
Wire range	(AWG/mm²)	24~12	0.2~2.5
Connection Capacity			
Max. Solid	(mm²)	2.5	
Max. Stranded	(mm²)	2.5	
General Data			
Stripping length	(mm)	12~13	
Insulation material		PA	
Pitch	(mm)	5.00	
H (Socket)	(mm)	20.8	
W (Socket)	(mm)	(5*P+8)	
L (Socket)	(mm)	30.0	
H (Plug)	(mm)	20.8	
W (Plug)	(mm)	5*P+11.9	
L (Plug)	(mm)	29.65	
H (Combination)	(mm)	20.8	
W (Combination)	(mm)	(5*P+11.9)	
L (Combination)	(mm)	47.4	

Part number	Package
1.0 x 5.5 | DNT11-0111	

Rated Data		UL	IEC
Rated Voltage	(V)		
Rated Current	(A)		
Rated impulse voltage			
Wire range	(AWG/mm²)		
Connection Capacity			
Max. Solid	(mm²)		
Max. Stranded	(mm²)		
General Data			
Stripping length	(mm)		
Insulation material			
Pitch	(mm)		
H (Socket)	(mm)		
W (Socket)	(mm)		
L (Socket)	(mm)		
H (Plug)	(mm)		
W (Plug)	(mm)		
L (Plug)	(mm)		
H (Combination)	(mm)		
W (Combination)	(mm)		
L (Combination)	(mm)		

Part number	Package

Accessories

Tool (mm)

*Specific pole number are on reguest.

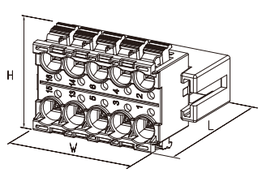

Pole	P/N	Package
4	0229-M504Y	20
6	0229-M506Y	20
10	0229-M510Y	10
16	0229-M516Y	10

Pole	P/N	Package
4	0161-1204LSQK01	20
6	0161-1206LSQK01	20
10	0161-1210LSQK01	10
16	0161-1216LSQK01	10

Screw Connection Connectors

Screw Wire-to-Wire offers firm and stable wiring solution.
Wiring range is available from 1.5mm² to 16mm²
Accessory key code is able to prevent mismatching.

Screw Wire-to-Wire

ECSH381VMXXPLSQK01

Rated Data		UL	IEC
Rated Voltage	(V)	300	320
Rated Current	(A)	8	8
Rated impulse voltage			2.5KV
Wire range	(AWG/mm²)	28~14	0.2~1.5
Connection Capacity			
Max. Solid	(mm²)	1.5	
Max. Stranded	(mm²)	1.5	
General Data			
Stripping length	(mm)	6~7	
Insulation material		PA	
Pitch	(mm)	3.81	
H (Socket)	(mm)	11.1	
W (Socket)	(mm)	3.81*P+10.59	
L (Socket)	(mm)	15.6	
H (Plug)	(mm)	11.15	
W (Plug)	(mm)	3.81*P+10.59	
L (Plug)	(mm)	17.9	
H (Combination)	(mm)	11.15	
W (Combination)	(mm)	3.81*P+10.59	
L (Combination)	(mm)	26.9	

Part number	Package
0.6 x 3.5 | DNT11-0107	

2ESDHM-XXPLSQK01

Rated Data		UL	IEC
Rated Voltage	(V)	300	600
Rated Current	(A)	15	12
Rated impulse voltage			4KV
Wire range	(AWG/mm²)	24~12	0.2~2.5
Connection Capacity			
Max. Solid	(mm²)	2.5	
Max. Stranded	(mm²)	2.5	
General Data			
Stripping length	(mm)	7~8	
Insulation material		PA	
Pitch	(mm)	5.08	
H (Socket)	(mm)	15.0	
W (Socket)	(mm)	5.08*P+10.16	
L(Socket)	(mm)	19.2	
H (Plug)	(mm)	15.0	
W (Plug)	(mm)	5.08*P+10.16	
L (Plug)	(mm)	18.0	
H (Combination)	(mm)	15.0	
W (Combination)	(mm)	5.08*P+10.16	
L (Combination)	(mm)	28.9	

Part number	Package
0.6 x 3.5 | DNT11-0107	



3ESDHM-XXPLSQK01

Rated Data		UL	IEC
Rated Voltage	(V)	300	800
Rated Current	(A)	15	12
Rated impulse voltage			6KV
Wire range	(AWG/mm²)	24~12	0.2~2.5
Connection Capacity			
Max. Solid	(mm²)	2.5	
Max. Stranded	(mm²)	2.5	
General Data			
Stripping length	(mm)	7~8	
Insulation material		PA	
Pitch	(mm)	7.62	
H (Socket)	(mm)	15.0	
W (Socket)	(mm)	7.62*P+10.38	
L (Socket)	(mm)	19.2	
H (Plug)	(mm)	15.0	
W (Plug)	(mm)	7.62*P+10.58	
L (Plug)	(mm)	18.1	
H (Combination)	(mm)	15.0	
W (Combination)	(mm)	7.62*P+10.58	
L (Combination)	(mm)	28.7	

Part number	Package
0.6 x 3.5 | DNT11-0107	

Accessories

Tool (mm)

*Specific pole number are on reguest.

Pole	P/N	Package
2	ECSH381VM02PLSQK01	20
3	ECSH381VM03PLSQK01	20
4	ECSH381VM04PLSQK01	20
6	ECSH381VM06PLSQK01	20
10	ECSH381VM10PLSQK01	10
12	ECSH381VM12PLSQK01	10
16	ECSH381VM16PLSQK01	10

Pole	P/N	Package
2	2ESDHM-02PLSQK01	10
3	2ESDHM-03PLSQK01	10
4	2ESDHM-04PLSQK01	10
8	2ESDHM-08PLSQK01	10

Pole	P/N	Package
3	3ESDHM-03PLSQK01	5
4	3ESDHM-04PLSQK01	5

Screw Connection Connectors

Screw Wire-to-Wire offers firm and stable wiring solution.
Wiring range is available from 1.5mm² to 16mm²
Accessory key code is able to prevent mismatching.

Screw Wire-to-Wire

Accessories

Tool (mm)

*Specific pole number are on reguest.

ECSH116M-XXPLSQK01

Rated Data		UL	IEC
Rated Voltage	(V)	600	1000
Rated Current	(A)	51	76
Rated impulse voltage			6KV
Wire range	(AWG/mm²)	16~6	0.5~16
Connection Capacity			
Max. Solid	(mm²)	16	
Max. Stranded	(mm²)	16	
General Data			
Stripping length	(mm)	14~15	
Insulation material		PA	
Pitch	(mm)	10.16	
H (Socket) W (Socket) L (Socket)	(mm) (mm) (mm)	28.5 10.16*P+17.36 44.1	
H (Plug) W (Plug) L(Plug)	(mm) (mm) (mm)	28.0 10.16*P+17.76 39.0	
H (Combination) W (Combination) L (Combination)	(mm) (mm) (mm)	28.5 10.16*P+17.76 68.3	

Part number	Package
1.0 x 5.5| DNT11-0111	

Rated Data		UL	IEC
Rated Voltage	(V)		
Rated Current	(A)		
Rated impulse voltage			
Wire range	(AWG/mm²)		
Connection Capacity			
Max. Solid	(mm²)		
Max. Stranded	(mm²)		
General Data			
Stripping length	(mm)		
Insulation material			
Pitch	(mm)		
H (Socket) W (Socket) L (Socket)	(mm) (mm) (mm)		
H (Plug) W (Plug) L(Plug)	(mm) (mm) (mm)		
H (Combination) W (Combination) L (Combination)	(mm) (mm) (mm)		

Part number	Package

Rated Data		UL	IEC
Rated Voltage	(V)		
Rated Current	(A)		
Rated impulse voltage			
Wire range	(AWG/mm²)		
Connection Capacity			
Max. Solid	(mm²)		
Max. Stranded	(mm²)		
General Data			
Stripping length	(mm)		
Insulation material			
Pitch	(mm)		
H (Socket) W (Socket) L (Socket)	(mm) (mm) (mm)		
H (Plug) W (Plug) L(Plug)	(mm) (mm) (mm)		
H (Combination) W (Combination) L (Combination)	(mm) (mm) (mm)		

Part number	Package

Pole	P/N	Package
3	ECSH116M-03PLSQK01	5
4	ECSH116M-04PLSQK01	5

DIN Rail Connectors

The modular terminal block is to interconnect switch cabinet with higher capacities.

2EHDRD-XXP & 2EHDRDM-XXP with foot element for mounting on the TS-35 DIN rail. They can be combined with plugs shown as table below.

2EHDRD..

Accessories

DIN rail

Tool (mm)

2EHDRD-XXP

Rated Data		UL	IEC
Rated Voltage	(V)	300	250
Rated Current	(A)	12	12
Rated impulse voltage			4KV
Wire range	(AWG/mm²)	24~12	0.5~2.5
Connection Capacity			
Max. Solid	(mm²)		2.5
Max. Stranded	(mm²)		2.5
General Data			
Torque	(N.m)	0.6	
Screws		M2.5	
Stripping length	(mm)	7~8	
Insulation material		PA	

Part number	Package
TS-35	20
TS-35/15	10
0.6 x 3.5| DNT11-0107	

Dimension

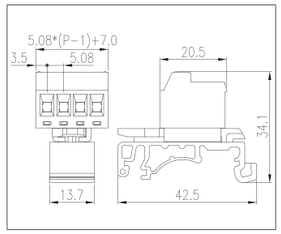

Part number	Package
2EHDRD-03P	200
2EHDRD-04P	100
2EHDRD-05P	120
2EHDRD-06P	100
2EHDRD-08P	70
2EHDRD-12P	50
2EHDRD-16P	36

2EHDRDM-XXP

Rated Data		UL	IEC
Rated Voltage	(V)	300	250
Rated Current	(A)	12	12
Rated impulse voltage			4KV
Wire range	(AWG/mm²)	24~12	0.5~2.5
Connection Capacity			
Max. Solid	(mm²)		2.5
Max. Stranded	(mm²)		2.5
General Data			
Torque	(N.m)	0.6	
Screws		M2.5	
Stripping length	(mm)	7~8	
Insulation material		PA	

Part number	Package
TS-35	20
TS-35/15	10
0.6 x 3.5| DNT11-0107	

Dimension

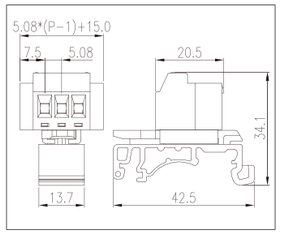

Part number	Package
2EHDRDM-03P	120
2EHDRDM-04P	100
2EHDRDM-05P	90
2EHDRDM-06P	90
2EHDRDM-08P	60
2EHDRDM-12P	50
2EHDRDM-16P	30

2ESS

2ESSM



2ESDV



2ESDVM

Wire-to-Wire Connector

Busbar Clamps

- Compact design of connection applicable to switchgears or panels.
- Grounding busbar terminal block can be individually installed on control panels or on DIN rail by mounting on busbar holder.



Busbar Clamps

It is often to locate the neutral conductor and the protective conductor together in the middle of switchgears and controllers. The busbar terminal blocks can connect lots of wires in a constrain space. In order to gather the neutral conductor and the protective conductor at the center, the DKZ series can be fitted by insulated cover to recognize a protective conductor easily, we can provide a yellow-green insulating cover. With insulated cover, it's obvious to identify each conductor.

DKZ

DKZ4			
Rated Data		**UL**	**IEC**
Rated Voltage	(V)		
Rated Current	(A)		
Rated impulse voltage			
Wire range	(AWG/mm^2)	20~10	0.5~6
Connection Capacity			
Max. Solid	(mm^2)		6
Max. Stranded	(mm^2)		4
General Data			
Torque	(N.m)	1.2~2.4	
Screws		M4	
Stripping length	(mm)	16	
TxHxW	(mm)	7 x 23.5 x 16	
Package		20	

Accessories(TxHxW)mm	Part number	Package
Busbar holder	DSH1	20
	DSH2	20



DKZ4E			
Rated Data		**UL**	**IEC**
Rated Voltage	(V)		
Rated Current	(A)		
Rated impulse voltage			
Wire range	(AWG/mm^2)	20~10	0.5~6
Connection Capacity			
Max. Solid	(mm^2)		6
Max. Stranded	(mm^2)		4
General Data			
Torque	(N.m)	1.2~2.4	
Screws		M4	
Stripping length	(mm)	16	
TxHxW	(mm)	7 x 25.8 x 26.5	
Package		20	

Accessories(TxHxW)mm	Part number	Package
Busbar holder	DSH1	20
	DSH2	20



DKZ4E-YG			
Rated Data		**UL**	**IEC**
Rated Voltage	(V)		
Rated Current	(A)		
Rated impulse voltage			
Wire range	(AWG/mm^2)	20~10	0.5~6
Connection Capacity			
Max. Solid	(mm^2)		6
Max. Stranded	(mm^2)		4
General Data			
Torque	(N.m)	1.2~2.4	
Screws		M4	
Stripping length	(mm)	16	
TxHxW	(mm)	7 x 25.8 x 26.5	
Package		20	

Accessories(TxHxW)mm	Part number	Package
Busbar holder	DSH1	20
	DSH2	20
	DSHG	20



DKZ16			
Rated Data		**UL**	**IEC**
Rated Voltage	(V)		
Rated Current	(A)		
Rated impulse voltage			
Wire range	(AWG/mm^2)	14~4	1.5~16
Connection Capacity			
Max. Solid	(mm^2)		16
Max. Stranded	(mm^2)		16
General Data			
Torque	(N.m)	2~4	
Screws		M5	
Stripping length	(mm)		
TxHxW	(mm)	11.5 x 26.5 x 22	
Package		20	



DKZ35			
Rated Data		**UL**	**IEC**
Rated Voltage	(V)		
Rated Current	(A)		
Rated impulse voltage			
Wire range	(AWG/mm^2)	18~2	0.75~35
Connection Capacity			
Max. Solid	(mm^2)		35
Max. Stranded	(mm^2)		35
General Data			
Torque	(N.m)	3.2~3.7	
Screws		M6	
Stripping length	(mm)	15	
TxHxW	(mm)	12 x 36.5 x 40	
Package		10	



DKZ35A			
Rated Data		**UL**	**IEC**
Rated Voltage	(V)		
Rated Current	(A)		
Rated impulse voltage			
Wire range	(AWG/mm^2)	10~2	4~35
Connection Capacity			
Max. Solid	(mm^2)		35
Max. Stranded	(mm^2)		35
General Data			
Torque	(N.m)	6	
Screws		M8	
Stripping length	(mm)		
TxHxW	(mm)	16 x 31.5 x 29	
Package		10	



DKZ70A			
Rated Data		**UL**	**IEC**
Rated Voltage	(V)		
Rated Current	(A)		
Rated impulse voltage			
Wire range	(AWG/mm^2)	4~2/0	16~70
Connection Capacity			
Max. Solid	(mm^2)		70
Max. Stranded	(mm^2)		70
General Data			
Torque	(N.m)	10	
Screws		M8	
Stripping length	(mm)		
TxHxW	(mm)	20.5 x 39 x 32	
Package		10	

Busbar Clamps & Busbar Holders



DKZ70B

Rated Data		UL	IEC
Rated Voltage	(V)		
Rated Current	(A)		
Rated impulse voltage			
Wire range	(AWG/mm^2)	4~2/0	16~70
Connection Capacity			
Max. Solid	(mm^2)		70
Max. Stranded	(mm^2)		70
General Data			
Torque	(N.m)	10	
Screws		M8	
Stripping length	(mm)		
TxHxW	(mm)	20.5 x 44 x 32	
Package		10	

DKZ120

Rated Data		UL	IEC
Rated Voltage	(V)		
Rated Current	(A)		
Rated impulse voltage			
Wire range	(AWG/mm^2)	4~250 (kcmil)	16~120
Connection Capacity			
Max. Solid	(mm^2)		120
Max. Stranded	(mm^2)		120
General Data			
Torque	(N.m)	15	
Screws		M10	
Stripping length	(mm)		
TxHxW	(mm)	23.5 x 43 x 36	
Package		10	

DSH1

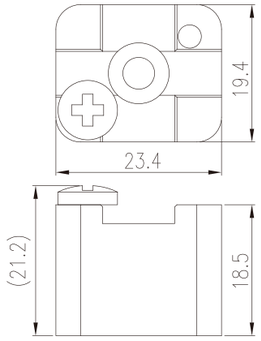

DSH2

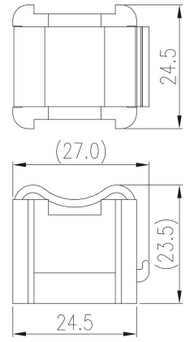

Part number	For	Package
DSH1	DKZ4, DKZ4E, DKZ4E-YG	20Pcs / Pkt
DSH2	DKZ4, DKZ4E, DKZ4E-YG	20Pcs / Pkt

DSHG

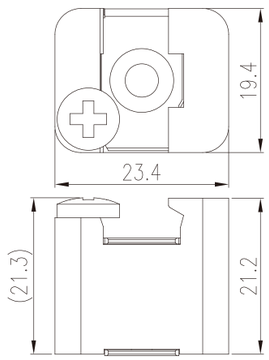

Part number	For	Package
DSHG	DKZ4E-YG	20Pcs / Pkt

Application



DINKLE Memo

Terminal Block

Accessories

- DIN rail terminal blocks offer full range of accessories, including covers, end brackets, partition plates, bridges, fuse, hand tools and marking system.
- Marking block helps to save space directly on terminal block.
- Cross connection system provides plug-in and side insertion bridges.

End Bracket

SS2N



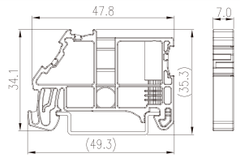

SS4N

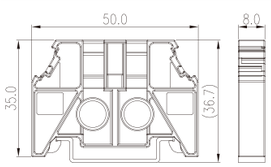

SS5N



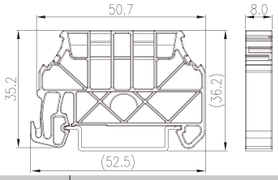

SS6N



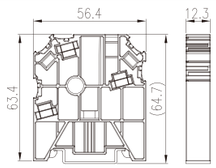

Part number	DIN Rail	Bus size	Marking label	Package
SS2N	TS-35, TS-35/15		TM43LW, TM48LW, TM-R100, TM-R200	50
SS4N	TS-35, TS-35/15		TM49LW, TM-R200	50
SS5N	TS-35, TS-35/15		TM49LW, TM-R200	50
SS6N	TS-35, TS-35/15	3x10, 6x6	TM50LW, TM-R200	50

SS7N



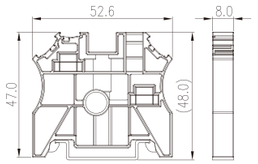

SS8

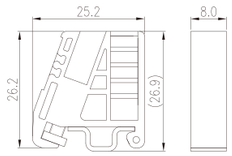

SS11

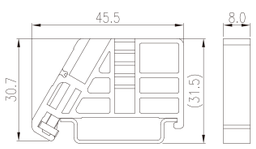

SS13



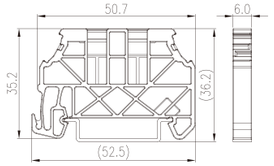

Part number	DIN Rail	Bus size	Marking label	Package
SS7N	TS-35, TS-35/15	3x10, 6x6	TM44LW, TM49LW, TM-R100, TM-R200	50
SS8	TS-15		TM49LW	50
SS11	TS-35, TS-35/15	-	TM49LW	50
SS13	TS-35, TS-35/15	-	TM49LW, TM-R200	50

Marking Block

MKG-001

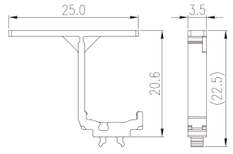

MKG-002

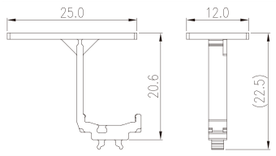

MKG-003

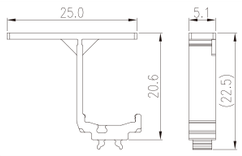

MKG-004

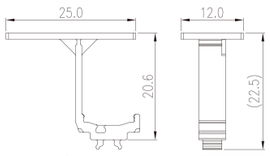

Part number	Compatible Product	Marking label	Package
MKG-001	SS2N, SS6N, SS7N, DP Series, AK Series	TM46LW / TM-R200	20
MKG-002	SS2N, SS6N, SS7N, DP Series, AK Series	TM46LW / TM-R200	20
MKG-003	SS2N, SS6N, SS7N, DP Series, AK Series	TM57HW / TM-R200	20
MKG-004	SS2N, SS6N, SS7N, DP Series, AK Series	TM57HW / TM-R200	20

Marking Block

MKP-502	MKP-503	MKH-001	MKH-002

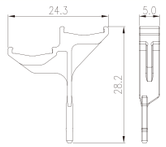

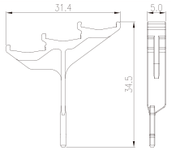

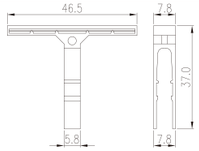

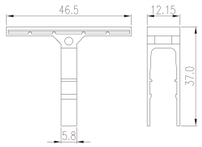

Part number	Compatible Product	Marking label	Package
MKP-502	DPP Series, AKK Series	TM57HW / TM-R200	50
MKP-503	DP2.5N-3L Series	TM57HW / TM-R200	50
MKH-001	DP2.5SGC, SS4N, SS5N, SS7N, SS8, SS11	TM-R100	20
MKH-002	SS6N	TM-R200	20

MKL	MKL-001	MKW	

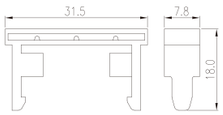

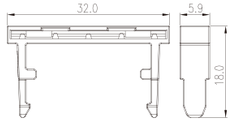

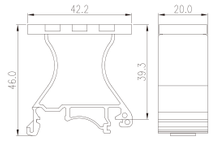

Part number	Compatible Product	Marking label	Package
MKL	SS4N, SS5N	TM-R100	20
MKL-001	SS13	TM-R110	20
MKW	TS-35, TS-35/15		20

Separating Disk

DKNSPS-001-OR	DKNSPS-002-OR	DKNSPS-003-OR	DKNSPS-004-OR

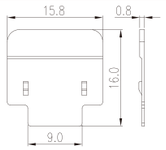

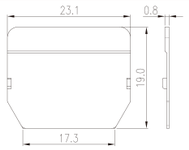

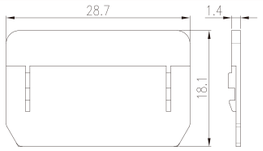

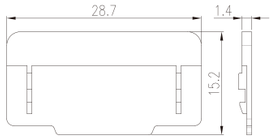

Part number	Compatible Product	Package
DKNSPS-001-OR	DK2.5N, DK4N, DK2.5N-TN, DK4N-TN, DK2.5N-TR, DK4N-TR, DK2.5N-3L Series, DKK2.5N Series, DKK4N Series, DK2.5L-3L, DK2.5LU-3L	10
DKNSPS-002-OR	DK6N, DK10N, DK6N-TN, DK10N-TN	10
DKNSPS-003-OR	DK16H, DK16T	10
DKNSPS-004-OR	DK16N, DK35N, DK35H	10

Partition Plate

AKSPS-001-OR	AKSPS-002-OR	AKSPS-003-OR	AKSPS-004-OR

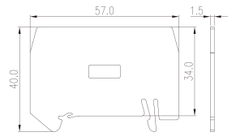

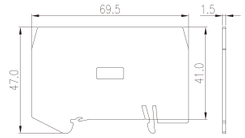

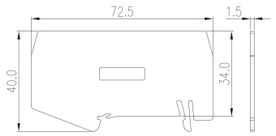

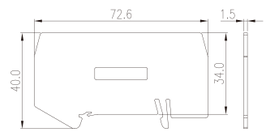

Part number	Compatible Product	Package
AKSPS-001-OR	DP1.5N, DP2.5N, DP4N, DP1.5N-PE, DP2.5N-PE, DP4N-PE, DPH1.5, DPH1.5-PE, DPH2.5, DPH2.5-PE, DPH2.5-DP, DPH2.5-DP-PE, AK1.5, AK2.5, AK4	10
AKSPS-002-OR	DP6N, DP6N-PE, DPH6, DPH6-PE, AK6	10
AKSPS-003-OR	DP..N-TN Series, DP..N-TN-PE Series, DPH2.5-DP-TN, DPH2.5-DP-TN-PE, AK..-TN Series, AK2.5T Series, AK4T Series	10
AKSPS-004-OR	DP1.5N-TR, DP2.5N-TR, DP1.5N-TR-PE, DP2.5N-TR-PE, AK1.5-TR, AK2.5-TR, AK2.5-TN-TG	10

AKSPS-005-OR	DKNSPS-005-OR	DKNSPS-008-OR	DKNSPS-009-OR



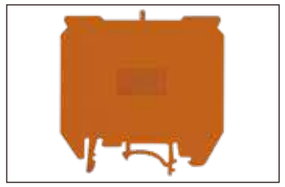

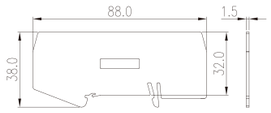

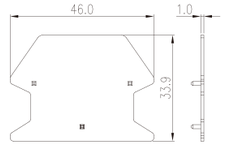

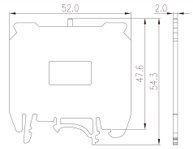

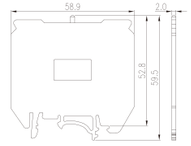

Part number	Compatible Product	Package
AKSPS-005-OR	DP4N-TR, DP4N-TR-PE, AK4-TR	10
DKNSPS-005-OR	DK2.5N, DK4N	10
DKNSPS-008-OR	DK2.5N, DK4N, DK6N	10
DKNSPS-009-OR	DK10N, DK16N, DK16T	10

DKNSPS-010-OR			

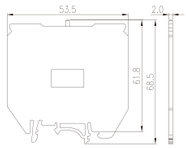

Part number	Compatible Product	Package
DKNSPS-010-OR	DK35N	10

Reducing Bridge

DSD02-2.5/6	DSD02-2.5/10	DSD02-2.5/16	DSD02-4/6	DSD02-4/10	DSD02-4/16	DSD02-6/16
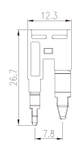	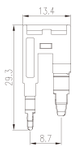	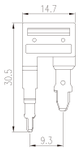	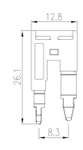	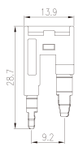	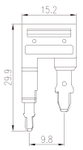	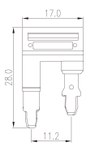

Part number	Compatible Products	Package
DSD02-2.5/6	DK2.5N, DK6N, DK2.5N-TN, DK6N-TN, DK2.5N-TR	10
DSD02-2.5/10	DK2.5N, DK10N, DK2.5N-TN, DK10N-TN, DK2.5N-TR	10
DSD02-2.5/16	DK2.5N, DK16N, DK2.5N-TN, DK2.5N-TR	10
DSD02-4/6	DK4N, DK6N, DK4N-TN, DK6N-TN, DK4N-TR	10
DSD02-4/10	DK4N, DK10N, DK4N-TN, DK10N-TN, DK4N-TR	10
DSD02-4/16	DK4N-DK16N, DK4N-TN, DK4N-TR	10
DSD02-6/16	DK6N, DK16N, DK6N-TN	10

DSD03 -1.5/2.5	DSD03 -1.5/4	DSD03 -2.5/4	DSD03 -2.5/6	DSD03 -2.5/10	DSD03 -2.5/16	DSD03 -4/6	DSD03 -4/10	DSD03 -4/16	DSD03 -6/16
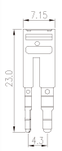	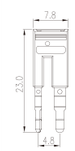	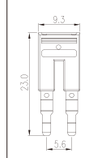	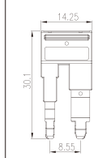	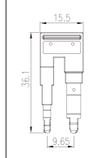	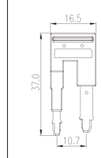	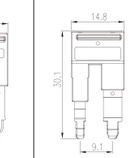	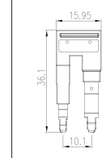	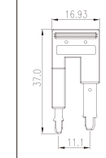	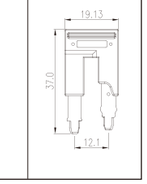

Part number	Compatible Products	Package
DSD03-1.5/2.5	DP1.5N Series, DP2.5N Series, DPD10-P001, DPD16-P001, DKD10-P001, DPHD10-P001	10
DSD03-1.5/4	DP1.5N, DP4N, DP1.5N-TN, DP4N-TN, DP1.5N-TR, DP4N-TR	10
DSD03-2.5/4	DP2.5N Series, DP4N Series, DPD10-P001, DPD16-P001, DKD10-P001, DPHD10-P001	10
DSD03-2.5/6	DP2.5N Series, DP6N Series, DKD35-P001, DKD35-P002, DPD10-P001, DPD16-P001, DKD10-P001, DPHD10-P001	10
DSD03-2.5/10	DP2.5N Series, DKD35-P003, DPD10-P001, DPD16-P001, DKD10-P001, DPHD10-P001	10
DSD03-2.5/16	DP2.5N, DP16 Series, DP2.5N-TN, DP2.5N-TR, DPD10-P001, DPD16-P001, DKD10-P001, DPHD10-P001	10
DSD03-4/6	DP4N, DP6N, DP4N-TN, DP6N-TN, DP4N-TR, DP6N-TR, DKD35-P001, DKD35-P002	10
DSD03-4/10	DP4N, DP10, DP4N-TN, DP10-TN, DP4N-TR, DKD35-P003	10
DSD03-4/16	DP4N, DP16 Series, DP4N-TN, DP4N-TR	10
DSD03-6/16	DP6N, DP16 Series, DN6N-TN, DP6N-TR, DKD35-P001, DKD35-P002	10

	Conversion bridge comparison table					Specifiation	
	A (Input)	B (Output)	C (Shift cover)	D (Shift cover)	E (Reducing Bridge)	Powered by one-side	Powered by central
DK.N Series	DK6N	DK2.5N	DK6NCA	DK4NCA	DSD02-2.5/6	40A	56A
		DK4N	DK6NCA	DK4NCA	DSD02-4/6	45A	56A
	DK10N	DK2.5N	DK10NCA	DK4NCA	DSD02-2.5/10	40A	65A
		DK4N	DK10NCA	DK4NCA	DSD02-4/10	45A	65A
	DK16N	DK2.5N	DK16NCA	/	DSD02-2.5/16	40A	80A
		DK4N		/	DSD02-4/16	45A	90A
		DK6N		DK6NCB	DSD02-6/16	37A	74A
DP Series	DP2.5N	DP1.5N	/	/	DSD03-1.5/2.5	24A	30A
	DP4N	DP1.5N	/	/	DSD03-1.5/4	24A	40A
		DP2.5N	/	/	DSD03-2.5/4	40A	40A
	DP6N	DP2.5N	DP6CA	DP2.5CA	DSD03-2.5/6	40A	56A
		DP4N	DP6CA	DP4CA	DSD03-4/6	45A	56A
	DP10	DP2.5N	DP10CA	DP2.5CA	DSD03-2.5/10	40A	65A
		DP4N	DP10CA	DP4CA	DSD03-4/10	45A	65A
	DP16	DP2.5N	DP16CA	DP2.5CA	DSD03-2.5/16	40A	80A
		DP4N	DP16CA	DP4CA	DSD03-4/16	45A	90A
		DP6N	DP16CA	DP6CA	DSD03-6/16	37A	74A

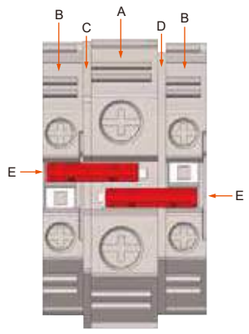



Screw-on bridge

DS16	DS35
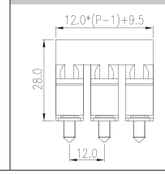	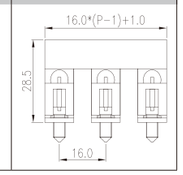

Part number	Position	Compatible Products	Package
DS16-XXP	02~10	DK16H, DK10-TF	2~4P : 50 / 5~10P : 10
DS35-XXP	02~10	DK35H	2~4P : 50 / 5~10P : 10

Plug-in bridge

DSD01-1.5..N	DSD01-2.5..N	DSD01-4..N	DSD01-6..N	DSD01-10..N	DSD01-16..N	DSD01-35..N
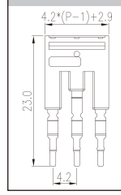	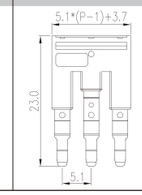	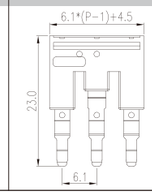	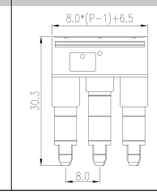	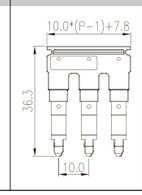	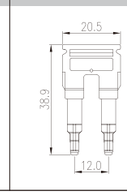	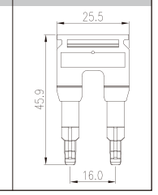

Part number	Position	Compatible Products	Package
DSD01-1.5XXN	02~05, 10	AK1.5, AK1.5-TN, AK1.5-TR, AKK1.5	2~4P : 50 / 5P, 10P, 20P : 10
DSD01-2.5XXN	02~10	DP2.5N Series, DPP2.5N Series, DP2.5N-3L Series, DP2.5SG Series, DPES2.5, DPES2.5-PE, DKD10-P001, DPHD10-P001, DPD16-P001, DPD10-P001, DPH2.5 Series, DPPES2.5, DPPES2.5-PE, AK2.5 Series, AKK2.5, AKK2.5-D01, AKK2.5-D02, AKK2.5-D03, AKK2.5-D04, AKK2.5-PV	2~4P : 50 / 5P, 10P, 20P : 10
DSD01-4XXN	02~05, 10	DP4N, DP4N-TN, DP4N-TR, DP4N-PE, DP4N-TN-PE, DP4N-TR-PE, DPP4N Series, DP4N-TG, DP4N-CP, DP4N-TF, DP4N-TFLXX, DP4N-TFU, DP4N-TFULXX, DP4N-T, DP4N-M, DP4N-MLXX, AK4, AK4-TN, AK4-TR, AKK4, AK4-TG, AK4-CP, AK4-TF, AK4-TFLXX, AK4-T, AK4-M, AK4-MLXX, DP2.5NU Series, DPP2.5NU Series	2~4P : 50 / 5P, 10P : 10
DSD01-6XXN	02~07, 10	DP6N, DP6N-TN, DP6N-TR, DP6N-PE, DP6N-TN-PE, DP6N-TR-PE, DP6N-TFV, DP6N-TFVLXX, DPTD6N, DPTL6N, DPTD6N-D05, DPTD6N-D06, DPHTD6, DPHTDL6, DPH6 Series, DKD35-P001, DKD35-P002, DP6N-TF-6.3X32, DP6N-TFL-6.3X32, AK6, AK6-TN, AK6-TR	2~4P : 50 / 7P, 10P : 10
DSD01-10XXN	02~05	DP10, DP10-PE, DP10-TN-PE, DPH10 Series, AK10, AK10-TN, DKD35-P003	2~4P : 50 / 5P : 10
DSD01-1602N	02	DP16 Series, DPH16 Series, AK16, AK16-TN	10
DSD01-3502N	02	AK35	10

DSD03-1.5		DSD02-2.5..T		DSD06-2.5..T
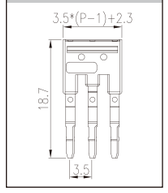		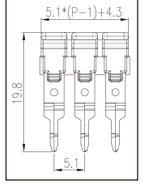		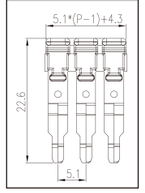

Part number	Position	Compatible Products	Package
DSD03-1.5XX	02~10, 20	DP1.5N, DP1.5N-TN, DP1.5N-TR, DP1.5N-PE, DP1.5N-TN-PE, DP1.5N-TR-PE, DPH1.5, DPH1.5-PE, DPH1.5SG, DPP1.5N Series, DPD10-P001, DKD35-P002	2~5P : 50 / 6~10P, 20P : 10
DSD02-2.5XXXT	500	DK2.5N Series, DKK2.5N Series, DK2.5N-3L Series	1
DSD06-2.5XXXT	500	DP2.5N Series, DPP2.5N Series, DP2.5N-3L Series, DP2.5SG Series, DPES2.5 Series, DPD10-P001, DKD10-P001, DPHD10-P001, DPD16-P001, DPH2.5 Series, AK2.5 Series, AKK2.5 Series, DPPES2.5, DK2.5L-3L	1

Plug-in bridge

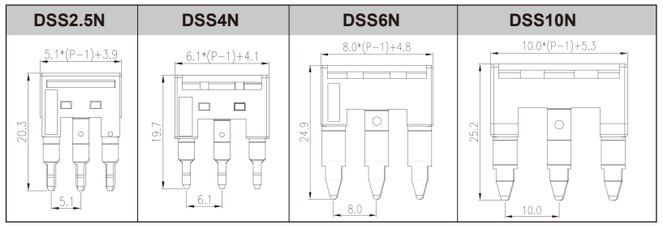

Part number	Position	Compatible Products	Package
DSS2.5N-XXP	02~10, 20	DK2.5N, DK2.5N-TN, DK2.5N-TR, DKK2.5N, DKK2.5N-PV, DK2.5L-3L, DKES1.5N2, DKES1.5N3 DKK2.5N-L2PE, DKK2.5N-PE, DKK2.5N-TG, DKK2.5N-CP, DK2.5N-3L Series	2~4P : 50 / 5~10P, 20P : 10
DSS4N-XXP	02~10	DK4N, DK4N-TN, DK4N-TR, DK4NS Series, DKK4N Series,	2~4P : 50 / 5~10P : 10
DSS6N-XXP	02~10	DK6N, DK6N-TN	2~4P : 50 / 5~10P : 10
DSS10N-XXP	02~10	DK10N, DK10N-TN	10

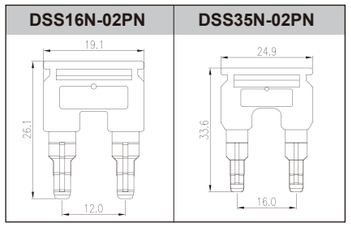

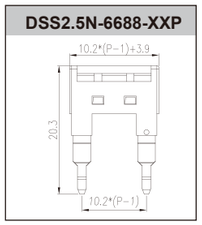

Part number	Position	Compatible Products	Package
DSS16N-02PN	02	DK16N, DK16T	10
DSS35N-02PN	02	DK35N	10
DSS2.5N-6688-XXP	02~05	DK2.5N, DK2.5N-TN, DKK2.5N Series, DK2.5N-3L Series, DK2.5L-3L	2P : 10 / 3~5P : 10

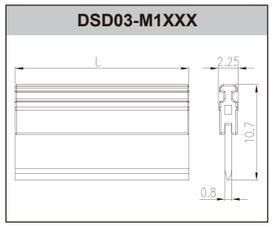

Part number	Length	Part Number	Package
DSD03-M1050	50mm	DPD6-P001, DPD6-P002	20
DSD03-M1500	500mm	DPD6-P001, DPD6-P002	5

Insertion bridge

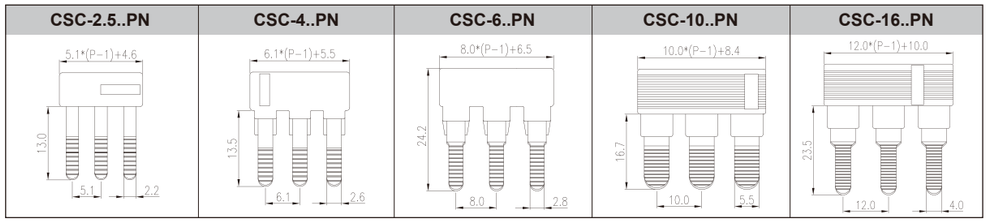

Part number	Position	Compatible Products	Package
CSC-2.5XXPN	02~10	DK2.5N Series, DKK2.5N Series, DK2.5N-3L Series, DK2.5L-3L	2~4P : 50 / 5~10P : 10
CSC-4XXPN	02~10	DK4N Series, DK4NS Series, DKK4N Series	2~4P : 50 / 5~10P : 10
CSC-6XXPN	02~10	DK6N, DK6N-TN, DK4N-TF, DK4N-TFLXX, DKK4N-TF, DKK4N-TFLXX	2~4P : 50 / 5~10P : 10
CSC-10XXPN	02~10	DK10N, DK10N-TN	10
CSC-16XXPN	02, 03, 10	DK10-TF	10

Insertion bridge

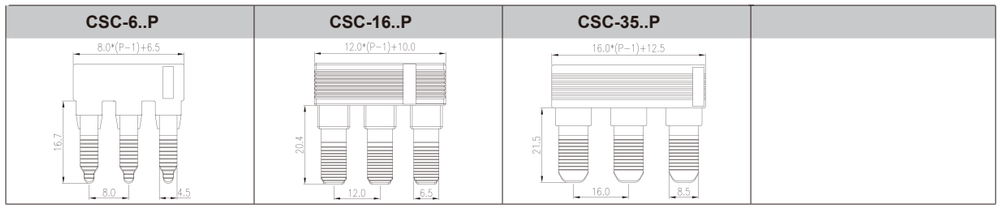

Part number	Position	Compatible Products	Package
CSC-6XXP	02~10	DK6N, DKTD6N	2~4P : 50 / 5~10P : 10
CSC-16XXP	02~04, 10	DK16H, DK16N, DK16T	10
CSC-35XXP	02~10	DK35H, DK35N	5

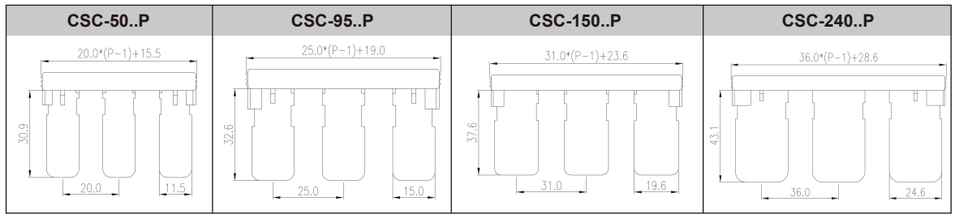

Part number	Position	Compatible Products	Package
CSC-50XXP	02, 03	DK50	1
CSC-95XXP	02, 03	DK95	1
CSC-150XXP	02, 03	DK150	1
CSC-240XXP	02, 03	DK240	1

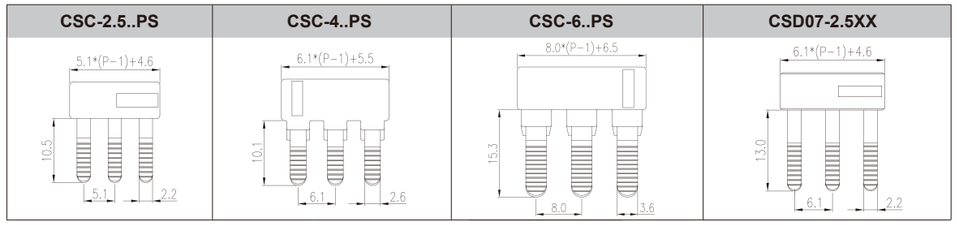

Part number	Position	Compatible Products	Package
CSC-2.5XXPS	02~10	DK2.5S, PM2.5N-XXP, DK2.5P	2~4P : 50 / 5~10P : 10
CSC-4XXPS	02~10	DK4S, PM4N-XXP, DK4P	2~4P : 50 / 5~10P : 10
CSC-6XXPS	02~10	DK6S, PM6N-XXP, DK6P	2~4P : 50 / 5~10P : 10
CSD07-2.5XX	02~10	DK2.5LU-3L	2~4P : 50 / 5~10P : 10



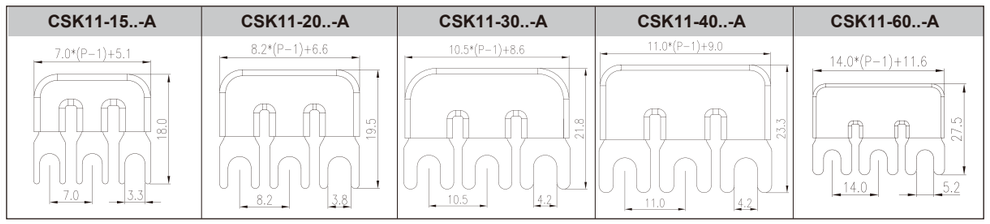

Part number	Position	Compatible Products	Package
CSK11-15XX-A	02, 03, 06, 20	DKU15, DKUP15-XXPK, DKB15N, DKB15N-XXPCK	2P, 3P : 50 / 6P, 10P, 20P : 10
CSK11-20XX-A	02, 03, 06, 20	DKU20, DKUP20-XXPK, DKB20N, DKB20N-XXPCK	2P, 3P : 50 / 6P, 10P, 20P : 10
CSK11-30XX-A	02, 03, 06, 10	DKU30, DKUP30-XXPK, DKB30N, DKB30N-XXPCK	2P, 3P : 50 / 6P, 10P : 10
CSK11-40XX-A	02, 03, 10	DKU40, DKUP40-XXPK, DKB40N, DKB40N-XXPCK	2P, 3P, 10P :50
CSK11-60XX-A	02, 03	DKU60, DKUP60-XXPK, DKB60N, DKB60N-XXPCK	2P, 3P :50

Insertion bridge

CSK02-10..-A

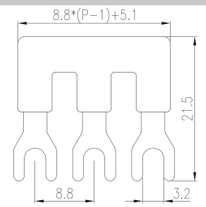

Part number	Position	Compatible Products	Package
CSK02-10XX-A	02~10	DKBB10, DKBB10-XXPCK	50

DIN Rail Cap

PMH

TS-35C

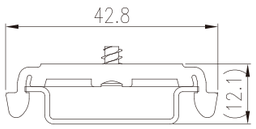

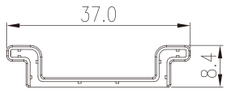

Part number	Compatible Products	Package
PMH	PM2.5N, PM4N, PM6N	50
TS-35C	TS-35	100

TS-35B01

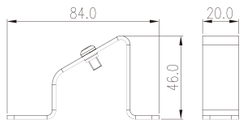

Part number	Compatible Products	Package
TS-35B01	TS-35-1000, TS-35/15-1000	50

DIN Rail & DIN Rail Cutter

TS-15-1000

TS-35-1000

TS-35/15-1000

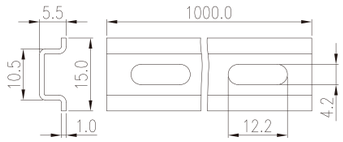

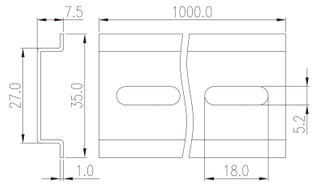

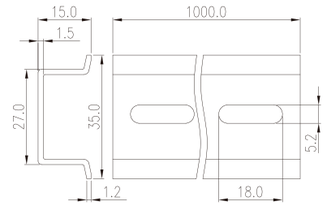

*** Specific length of rail available upon request.**

Part number	Compatible Product	Package
TS-15	DK..S Series	20
TS-35	DP..Series, DK..N Series, DK..Series, AK..Series, DKB..Series, DKU..Series, DKM..Series	20
TS-35/15	DP..Series, DK..N Series, AK..N Series, DKB..Series, DKU..Series, DKM..Series	10

DIN Rail & DIN Rail Cutter

TSC-S01

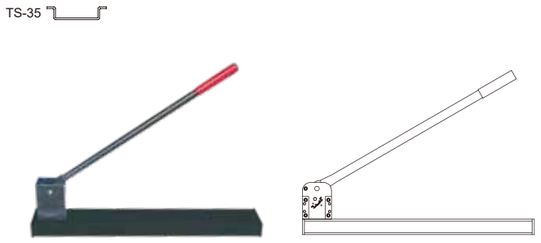

TSC-S02

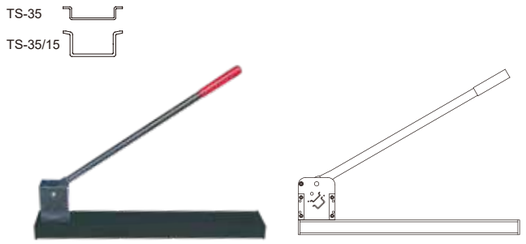

Part number	DIN Rail	Package
TSC-S01	TS-35	1
TSC-S02	TS-35, TS-35/15	1

Marking System

P/N : TMP-L01

Laser marker

P/N : TMP-004

D-Thermo

Thermal Transfer Printer

Laser Marker Printer TMP-L01

Order guide

Dinkle Laser Marker Printer TMP-L01 includes 6 parts:
(1)Hex Wrench x 1 pc / (2) Marking label x 2 boxes / (3) Goggles x 1 pc /
(4) Power cord x 1 pc / (5)USB cable x 1 pc / (6)USB x 1 pc

Features

- High marking speed , includes sorting and stacking functions, which can shorten the cycle time.
- Utilizing pulsed laser technology, it operates maintenance-free without the need for ink, ribbons, or toner, as the laser directly marks the material.
- A user-friendly interface integrates marking software for intuitive and time-saving operation. Marking files, and even image data, can be directly imported for easy use.

Operation

Simple to install and easy to learn the operation. Please visit Dinkle website to download the instruction manual of TMP-L01 Thermal Transfer Printer.

Technical data

Product type	Printing system
Interface	USB-Type B connector
Supply voltage range	100 V~240 V /60 Hz
Power consumption	250 W
Laser system	pulsed 1064 nm CW
CW laser power	20W
Laser class	IV
Marking area	150 mm x 150 mm
Width	488 mm
Height	472 mm
Length	538 mm
Ambient temperature (operation)	10 °C ... 45 °C
Weight per piece	30.1 kg

Part number	
TMP-L01-B	With U.K power plug
TMP-L01-C	With China power plug
TMP-L01-E	With Europe power plug
TMP-L01-T	With Taiwan power plug
TMP-L01-U	With U.S.A. power plug

Marking Labels

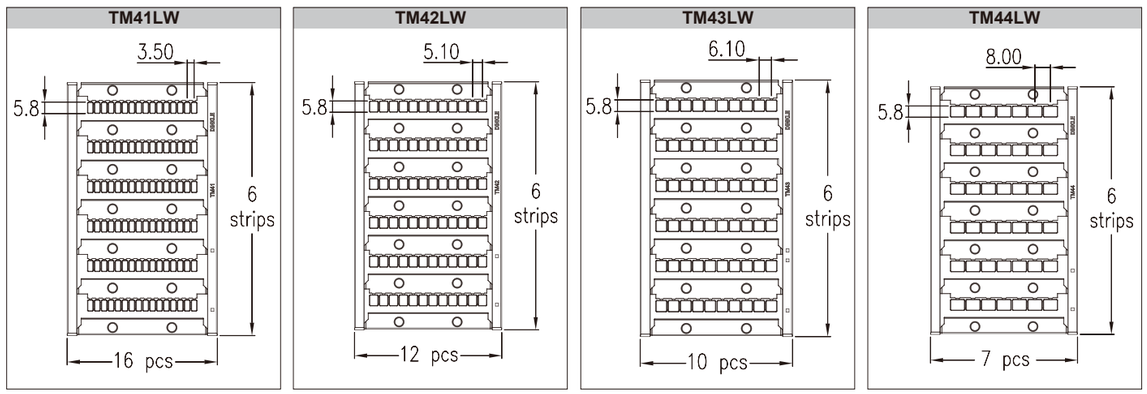

Part number	Width	Length	Tab number of each marking label	Pcs / box
TM41LW	3.5	5.8	16x6=96	20
TM42LW	5.1	5.8	12x6=72	20
TM43LW	6.1	5.8	10x6=60	20
TM44LW	8.0	5.8	7x6=42	20

Marking Labels

TM45LW

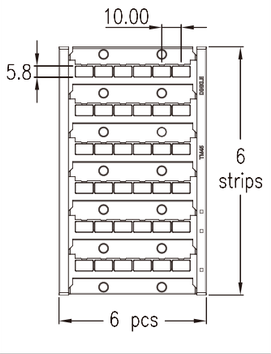

TM46LW

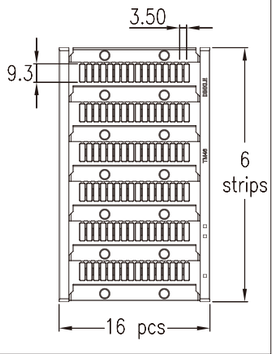

TM47LW

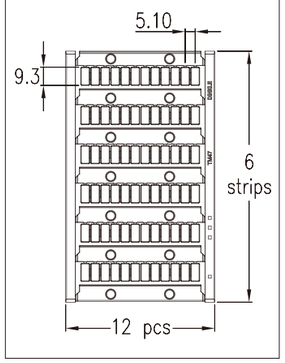

TM48LW

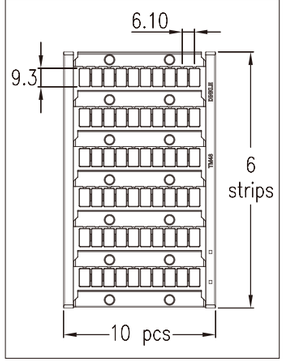

Part number	Width	Length	Tab number of each marking label	Pcs / box
TM45LW	10.0	5.8	6x6=36	20
TM46LW	3.5	9.3	16x6=96	20
TM47LW	5.1	9.3	12x6=72	20
TM48LW	6.1	9.3	10x6=60	20

TM49LW

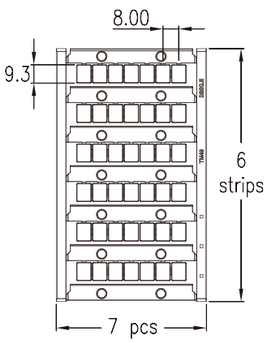

TM50LW

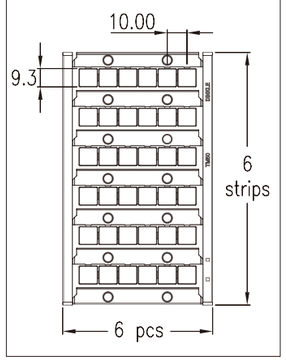

Part number	Width	Length	Tab number of each marking label	Pcs / box
TM49LW	8.0	9.3	7x6=42	20
TM50LW	10.0	9.3	6x6=36	20

Marking Labels

TM52HW

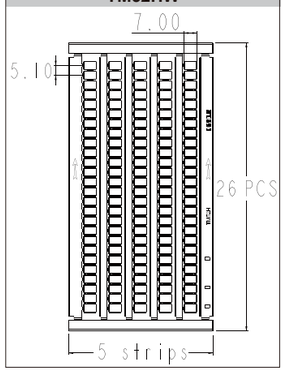

TM53HW

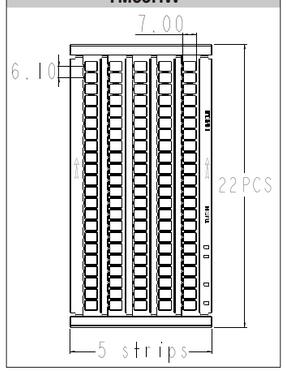

TM57HW

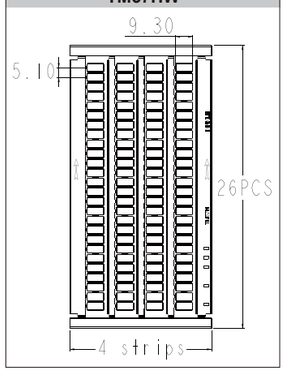

TM58HW

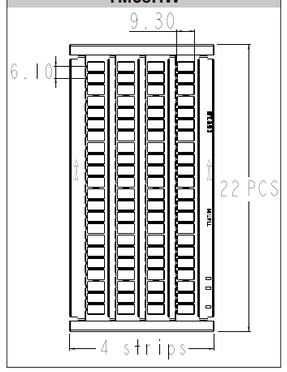

Part number	Color	Width	Length	Tab number of each marking label	Pcs / box
TM52HW	White	5.1	7.0	26 x 5=130	20
TM52HN	Orange	5.1	7.0	26 x 5=130	20
TM52HR	Red	5.1	7.0	26 x 5=130	20
TM52HX	Yellow	5.1	7.0	26 x 5=130	20
TM52HG	Green	5.1	7.0	26 x 5=130	20
TM52HL	Blue	5.1	7.0	26 x 5=130	20
TM53HW	White	6.1	7.0	22 x 5=110	20
TM53HN	Orange	6.1	7.0	22 x 5=110	20
TM53HR	Red	6.1	7.0	22 x 5=110	20
TM53HX	Yellow	6.1	7.0	22 x 5=110	20
TM53HG	Green	6.1	7.0	22 x 5=110	20
TM53HL	Blue	6.1	7.0	22 x 5=110	20
TM57HW	White	5.1	9.3	26 x 4=104	20
TM57HN	Orange	5.1	9.3	26 x 4=104	20
TM57HR	Red	5.1	9.3	26 x 4=104	20
TM57HX	Yellow	5.1	9.3	26 x 4=104	20
TM57HG	Green	5.1	9.3	26 x 4=104	20
TM57HL	Blue	5.1	9.3	26 x 4=104	20
TM58HW	White	6.1	9.3	22 x 4=88	20
TM58HN	Orange	6.1	9.3	22 x 4=88	20
TM58HR	Red	6.1	9.3	22 x 4=88	20
TM58HX	Yellow	6.1	9.3	22 x 4=88	20
TM58HG	Green	6.1	9.3	22 x 4=88	20
TM58HL	Blue	6.1	9.3	22 x 4=88	20

Applicable Comparison Table : Marking Labels for Terminal Blocks

Part number	TM41LW	TM42LW TM52HW	TM43LW TM53HW	TM44LW	TM45LW	TM46LW	TM47LW TM57HW	TM48LW TM58HW	TM49LW	TM50LW	
Length	5.8	5.8	5.8	5.8	5.8	10	10	10	10	10	Best application / Available application
Width	3.5	5.1	6.1	8	10	3.5	5.1	6.1	8	10	
	■					■					DP1.5N, DP1.5N-PE, DP1.5N-TN, DP1.5N-TN-PE, DP1.5N-TR, DP1.5N-TR-PE, DPH1.5, DPH1.5-PE
	▒					▒					AK1.5, AK1.5-PE, AK1.5-TN, AK1.5-TN-PE, AK1.5-TR, AK1.5-TR-PE
	■										DPP1.5N, DPP1.5N-PV, DPP1.5N-L2PE, DPP1.5N-PE, DPH1.5SG
	▒										AKK1.5
		■					■				DP2.5N Series, DP2.5N-3L-SPE, DPH2.5 Series, AK2.5 Series, DKES1.5N2, DKES1.5N3
		■									DPP2.5N Series, DP2.5N-3L, DP2.5N-3L-PV, DP2.5N-3L-L3PE, DP2.5N-3L-PE, DPH1.5SGU, DK2.5S, DK1.5SG Series, PM2.5N-XXP, AKK2.5, AKK2.5-PV, AKK2.5-PE, AKK2.5-D Series, DK2.5L-3L, DK2.5P
		▒									DPES2.5, DPES2.5-PE, DP2.5PG, DP2.5SG Series, DPPES2.5, DPPES2.5-PE
			■					■			DP4N, DP4N-PE, DP4N-TN, DP4N-TN-PE, DP4N-TR, DP4N-TR-PE, DP4N-3L-SPE, AK4, AK4-PE, AK4-TN, AK4-TN-PE, AK4-TR, AK4-TR-PE
			■								DPP4N Series, DP4N-T Series, DP4N-TF Series, DP2.5NU Series, DPP2.5NU Series, DK2.5LU-3L, DK4P, AKK4, AK4-TF, AK4-T Series, DK4S, PM4N-XXP, SS2N
				■					■		DP6N, DP6N-PE, DP6N-TN, DP6N-TN-PE, DP6N-TR, DP6N-TR-PE, DP6N-TFV, DP6N-TFVLXX, DPTD6N, DPTL6N, DPH6 Series, AK6, AK6-PE, AK6-TN, AK6-TN-PE, AK6-TR, AK6-TR-PE, SS7N
				■							DP4N-TFH, DP4N-TFHL, DP6N-TF, DP6N-TFL, DPHTD6, DPHTDL6, PM10-XX
					■					■	DP10, DP10-PE, DP10-TN, DP10-TN-PE, DKD10-P001, DPHD10-P001, DPH10 Series, AK10, AK10-PE, AK10-TN, AK10-TN-PE
					▒					▒	DP16, DP16-PE, DP16-TN, DP16-TN-PE, DPH16 Series, AK16, AK16-PE, AK16-TN, AK35
					▒						DPD10-P001, DPD16-P001, DKD35-P001, DKD35-P002, DK10-TF, DK10-TFA
							■				DK2.5N Series, DKK2.5N Series, DK2.5N-3L Series
							▒				DKES1.5, DK2.5-PE
								■			DK4N Series, DKK4N Series
								▒			DK4-PE
									■		DKK4-TF, DK4N-TF, DK4N-TFL, DK6N, DK6N-PE, DK6N-TN, DKTD6N, DK6S, DK6P, PM6N-XXP, SS4N, SS5N, SS8, SS11, SS13
										■	DK10N, DK10N-PE, DK10N-TN, SS6N
										▒	DK10-PE, DK16N, DK16N-PE, DK16H, DK16-PE, DK16T, DK35N, DK35H, DK35H-PE, DK50, DK50-PE, DK95, DK95-PE, DK150, DK240, DKM Series

Thermal Transfer Printer TMP-004

Order guide

Dinkle Thermal Transfer Printer TMP-004 includes 10 parts:
(1) Printer x 1 set / (2) Ribbon x 300M / (3) Empty ribbon core x 1 pc /
(4) Ribbon hubs x 1 set (2 pcs) / (5) Label supply hub x 1 set / (6) AC adapter x 1 pc /
(7) Label guide plates x 1 set (2 pcs) / (8) Label tray holder x 1 pc /
(9) Power core x 1 pc / (10) USB cable x 1 pc

Features

- Applicable for all Dinkle TM-RXXX SERIES marking labels
- Excellent marking labels exclusively designed by Dinkle
- High printing speed: 50.1mm/sec. (suggested)
- Simple to install and easy to operate
- Connect by USB and Ethernet interfaces

Operation

Easy to learn the operation. Please visit Dinkle website to download the instruction manual of TMP-004 Thermal Transfer Printer.

Technical data

Print resolution	300 dpi
Print speed, max	102mm/s max., 50.1mm/s suggested
Print length (max)	Imum 200 mm
Print width (max)	90mm (with cutter: 50mm)
Ribbon	max length 300m ; width 101mm
	outer diameter 68mm
	Inner diameter 25.4mm
Interfaces	USB, RS-232, Ethernet 10/100 Mbps
Operating display	100 - 240VAC, 50-60Hz
Dimensions	333mm x 171mm x 226mm (TxHxW)
	USB 2.0, full speed slave, Ethernet 10/100Base-T
	Auto Switching 100-240V AC, 50-60Hz
Weight	2.5kg (excluding comsumables)

Part number	
TMP-004-B	With U.K. power plug
TMP-004-C	With China power plug
TMP-004-E	With Europe power plug
TMP-004-T	With Taiwan power plug
TMP-004-U	With U.S.A. power plug

TMP-004 Accessories

Cutter

Part number	Cutting width	Pcs / box
TMPD-01	50 mm	1
TMPD-04	90 mm	1

Product Description

For cutting off the continuous flat marking labels
*Consumables

Ribbon

Part number	Width	Pcs / box
TMPT-16	50 mm	20
TMPT-17	100 mm	20

Product Description

Color ribbon
Color: Black
Length: 300M
*Consumables

Empty Ribbon Core

Part number	Pcs / box
TMPT-12	1

Product Description

As the other end of recycling printed ribbon
*Consumables

Cleaning pen

Part number	Pcs / box
TMPC-05	2

Product Description

Cleaning pen
*Consumables

Label Tray Holder

Part number	Pcs / box
TMPD-02	1

Product Description

For installation of TM-R series continuous flat marking labels
Dimensions: 260x142x222mm (LxWxH)
*Consumables

TMPD-03

Continuous Flat Marking Labels

TM-R102

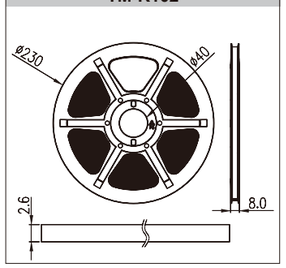

TM-R110

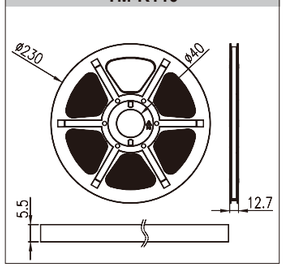

TM-R100

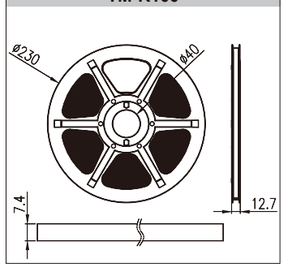

TM-R200

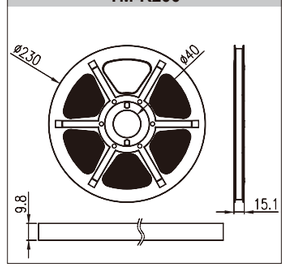

TM-R101

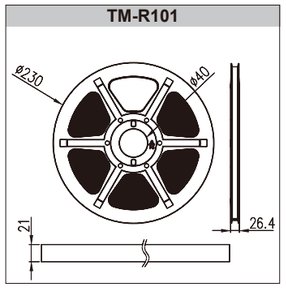

Part number	Width (mm)	Length (m)	Color	Pcs / box
TM-R102	2.6	60	White	10
TM-R102-RD	2.6	60	Red	10
TM-R102-BL	2.6	60	Blue	10
TM-R102-YW	2.6	60	Yellow	10
TM-R102-BR	2.6	60	Brown	10
TM-R102-OR	2.6	60	Orange	10
TM-R102-GN	2.6	60	Green	10
TM-R110	5.5	60	White	10
TM-R110-RD	5.5	60	Red	10
TM-R110-BL	5.5	60	Blue	10
TM-R110-YW	5.5	60	Yellow	10
TM-R110-BR	5.5	60	Brown	10
TM-R110-OR	5.5	60	Orange	10
TM-R110-GN	5.5	60	Green	10
TM-R100	7.4	60	White	10
TM-R100-RD	7.4	60	Red	10
TM-R100-BL	7.4	60	Blue	10
TM-R100-YW	7.4	60	Yellow	10
TM-R100-BR	7.4	60	Brown	10
TM-R100-OR	7.4	60	Orange	10
TM-R100-GN	7.4	60	Green	10
TM-R200	9.8	60	White	10
TM-R200-RD	9.8	60	Red	10
TM-R200-BL	9.8	60	Blue	10
TM-R200-YW	9.8	60	Yellow	10
TM-R200-BR	9.8	60	Brown	10
TM-R200-OR	9.8	60	Orange	10
TM-R200-GN	9.8	60	Green	10
TM-R101	21	60	White	5
TM-R101-RD	21	60	Red	5
TM-R101-BL	21	60	Blue	5
TM-R101-YW	21	60	Yellow	5
TM-R101-BR	21	60	Brown	5
TM-R101-OR	21	60	Orange	5
TM-R101-GN	21	60	Green	5

Ferrules & Tools

- Various hand tools like wire cutter, stripper and crimper are ergonomically designed are all manufactured by high-quality materials, which durable and efficient operation makes wiring convenient.

- The ferrule is a tool to make easy and fast wiring, which can prevent the wire divergence to affect the safety and enlarge the conduct area. The wide range of diameters are suitable for variety application and conforms to DIN, ISO ANSI standards.

Hand Tools

DNT13-0102

Crimping Plier

- Specially mechanically designed for maximum crimping force
- Square crimp : Four sets of serrated surfaces used for square crimping to enhance the connection effect
- Cross section : 0.08~10mm² / AWG 28~7
- Self-adjustable to suit the wire size
- Save up to 40% manpower

Durability

The spring was made by hardened steel. Durable & flexible

Cost saving

Mechanical design helps labor saving & cost saving.

Cost saving

The crimped wire with ferrule is in a square shape for easy connection.

Screwdrivers

Slotted Screwdriver

Slotted screwdriver

Insulated slotted screwdriver

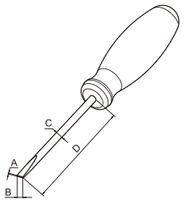

Part number	A	B	D	Pcs / box
DNT11-0102	0.4	2.5	75	12
DNT11-0107	0.6	3.5	100	12
DNT11-0109	0.8	4.0	100	12
DNT11-0111	1.0	5.5	150	12

Part number	A	B	D	Pcs / box
DNT11-0301	0.4	2.5	75	12
DNT11-0307	0.6	3.5	100	12
DNT11-0303	0.8	4.0	100	12
DNT11-0304	1.0	5.5	125	12

Phillips Screwdriver

Philips screwdriver

Insulated philips screwdriver

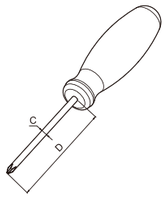

Part number	C	D	Pcs / box
DNT11-0201	#0 / 3.0	60	12
DNT11-0202	#1 / 5.0	80	12
DNT11-0205	#2 / 6.0	100	12
DNT11-0208	#3 / 8.0	150	6

Part number	C	D	Pcs / box
DNT11-0401	#0 / 3.0	60	12
DNT11-0402	#1 / 5.0	80	12
DNT11-0403	#2 / 6.0	100	12
DNT11-0404	#3 / 8.0	150	6

Ferrules For Single Wire

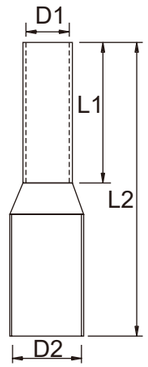

Diameter AWG (mm²)	Part number	Package		Size (mm)				DIN 46228/4 color
		Pcs / bag	Bag / box	D1	D2	L1	L2	
24 (0.25)	DN00206D	1000	10	0.75	1.9	6	10	Light Blue
	DN00208D					8	12	
22 (0.34)	DN00306D	1000	10	0.8	1.9	6	10	Turguoise
	DN00308D					8	12	
20 (0.5)	DN00506D	500	10	1.0	2.6	6	12	White
	DN00508D					8	14	
	DN00510D	500	8			10	16	
18/20 (0.75)	DN00706D	500	8	1.2	2.8	6	12	Grey
	DN00708D					8	14	
	DN00710D					10	16	
	DN00712D					12	18	
18 (1)	DN01006D	500	6	1.4	3.0	6	12	Red
	DN01008D					8	14	
	DN01010D					10	16	
	DN01012D					12	18	
16 (1.5)	DN01508D	500	4	1.7	3.5	8	14	Black
	DN01510D					10	16	
	DN01512D					12	18	
	DN01518D					18	24	
14 (2.5)	DN02508D	500	4	2.2	4.2	8	14	Blue
	DN02510D	500	3			10	16	
	DN02512D					12	18	
	DN02518D					18	24	
12 (4)	DN04010D	500	2	2.8	4.8	10	17	Grey
	DN04012D					12	20	
	DN04018D					18	26	
10 (6)	DN06012D	500	1	3.5	6.3	12	20	Yellow
	DN06018D					18	26	
8 (10)	DN10012D	200	1	4.5	7.6	12	22	Red
	DN10018D					18	28	
6 (16)	DN16012D	200	1	5.8	8.8	12	22	Blue
	DN16018D					18	28	
4 (25)	DN25016D	100	1	7.3	11.2	16	30	Yellow
	DN25018D					18	30	
	DN25022D					22	36	
2 (35)	DN35016D	100	1	8.3	12.7	16	30	Red
	DN35018D					18	32	
	DN35025D					25	39	
1 (50)	DN50020D	50	1	10.3	15.0	20	36	Blue
	DN50025D					25	40	
2 / 0 (70)	DN70021D	50	1	13.5	16.0	21	37	Yellow
3 / 0 (95)	DN95025D	50	1	14.7	18.0	25	44	Red
4 / 0 (120)	DN96027D	20	1	16.7	20.0	27	48	Blue
250kcmil (150)	DN97032D	20	1	19.5	23.0	32	58	Yellow

Ferrules For Double Wires

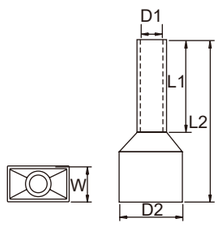

Diameter (mm²)	Part number	Package		Size (mm)				DIN 46228/4 color
		Pcs / bag	Bag / box	D1	W / D2	L1	L2	
2X0.50	DN00508B	500	5	1.5	2.5 / 4.7	8.0	15.0	White
2X0.75	DN00708B	500	5	1.8	2.8 / 5.0	8.0	15.0	Grey
	DN00710B					10.0	17.0	
2X1.00	DN01008B	500	4	2.05	3.4 / 5.4	8.0	15.0	Red
	DN01010B					10.0	17.0	
2X1.50	DN01508B	500	2	2.3	3.6 / 6.6	8.0	16.0	Black
	DN01512B					12.0	20.0	
2X2.50	DN02510B	500	1	2.8	4.2 / 7.8	10.0	18.5	Blue
	DN02513B					13.0	21.5	
2X4.00	DN04012B	200	2	3.7	4.9 / 8.8	12.0	23.0	Grey
2X6.00	DN06014B	200	1	4.8	6.9 / 10.0	14.0	26.0	Yellow
2X10.00	DN10014B	50	2	6.4	7.6 / 12.8	14.0	26.5	Red
2X16.00	DN16014B	50	2	8.3	9.6 / 18.6	14.0	31.5	Blue

Ring Terminals

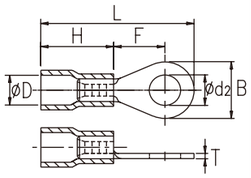

Diameter AWG (mm²)	Part number	Package Pcs / bag	Package Bag / box	Ød2	B	F	L	H	ØD	T	DIN 46228/4 color
22~16 (0.5~1.5)	DNH1-132	1000	1	3.2	5.5	4.75	17.0	9.5	4.0	0.75	Red
	DNH1-137	1000	1	3.7	5.5	4.75	17.0				
	DNH1-137B			3.7	6.6	6.3	19.1				
	DNH1-143	1000	1	4.3	6.6	6.3	19.1				
	DNH1-143B			4.3	8.0	7.0	20.5				
	DNH1-153	1000	1	5.3	8.0	7.0	20.5				
	DNH1-164	200	2	6.4	11.6	9.7	25.0				
	DNH1-184	200	2	8.4	11.6	9.7	25.0				
	DNH1-110	200	1	10.5	14.0	12.0	28.5				
16~14 (1.5~2.5)	DNH1-232	1000	1	3.2	6.4	4.3	17.5	10.0	4.5	0.75	Blue
	DNH1-237	1000	1	3.7	6.4	4.3	17.5				
	DNH1-243	1000	1	4.3	6.6	6.3	19.6				
	DNH1-243B	500	1	4.3	8.5	7.75	22.0				
	DNH1-253	200	2	5.3	9.5	7.25	22.0				
	DNH1-264	200	1	6.4	12.0	11.0	27.0				
	DNH1-284	200	1	8.4	12.0	11.0	27.0				
	DNH1-210	200	1	10.5	14.0	12.0	29.0				
12~10 (4~6)	DNH1-537	500	1	3.7	7.2	5.9	22.5	13.0	6.8	0.95	Yellow
	DNH1-543	200	2	4.3	9.5	8.25	26.0				
	DNH1-553	200	2	5.3	9.5	8.25	26.0				
	DNH1-564	200	1	6.4	12.0	10.5	29.5				
	DNH1-584	200	1	8.4	15.0	13.5	34.0				
	DNH1-510	200	1	10.5	15.0	13.5	34.0				

Fork Terminals

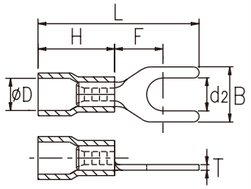

Diameter AWG (mm²)	Part number	Package Pcs / bag	Package Bag / box	Ød2	B	F	L	H	ØD	T	DIN 46228/4 color
22~16 (0.5~1.5)	DNH2-137	1000	1	3.7	5.7	6.5	20.7	9.5	4.0	0.75	Red
	DNH2-137B			3.7	6.4	6.5	20.7				
	DNH2-143	1000	1	4.3	6.4	6.5	20.7				
	DNH2-143B			4.3	7.2	6.5	20.7				
	DNH2-153	500	1	5.3	8.1	6.5	20.7				
	DNH2-164	200	2	6.4	11.0	10.0	25.0				
16~14 (1.5~2.5)	DNH2-237	500	1	3.7	5.7	6.5	21.2	10	4.5	0.75	Blue
	DNH2-237B			3.7	6.4	6.5	21.2				
	DNH2-243	500	1	4.3	6.4	6.5	21.2				
	DNH2-243B			4.3	7.2	6.5	21.2				
	DNH2-253	200	2	5.3	8.1	6.5	21.2				
	DNH2-264	200	2	6.4	11.0	10.0	25.5				
12~10 (4~6)	DNH2-537	200	2	3.7	8.2	7.2	24.7	13	6.8	0.95	Yellow
	DNH2-543	200	2	4.3	8.2	7.2	24.7				
	DNH2-553	200	2	5.4	9.0	7.2	24.7				
	DNH2-564	200	1	6.4	12.0	11.0	31.0				

Standard cross section of copper conductors

Conductor cross section (mm²)	Theorectical Diameter of the largest conductor: Metric, Rigid, Solid (mm)	Metric, Rigid, Stranded (mm)	Metric, Flexible (mm)	AWG / Kcmil
0.2	0.51	0.53	0.61	24
0.34	0.63	0.66	0.8	22
0.5	0.9	1.1	1.1	20
0.75	1.0	1.2	1.3	18
1	1.2	1.4	1.5	-
1.5	1.5	1.7	1.8	16
2.5	1.9	2.2	2.3	14
4	2.4	2.7	2.9	12
6	2.9	3.3	3.9	10
10	3.7	4.2	5.1	8
16	4.6	5.3	6.3	6
25	-	6.6	7.8	4
35	-	7.9	9.2	2
50	-	9.1	11	1/0
70	-	11	13.1	2/0
95	-	12.9	15.1	3/0
-	-	-	-	4/0
120	-	14.5	17	250kcmil

Conductor size (AWG) and rated current (UL 486-486B)

Conductor size (AWG or Kcmil)	Conductor size (mm²)	Assigned maximum ampere rating (A)
30	0.05	0.5
28	0.08	0.8
26	0.13	1
24	0.20	2
22	0.32	3
20	0.52	5
18	0.82	7
16	1.31	10
14	2.08	15
12	3.31	20
10	5.26	30
8	8.37	50
6	13.3	65
4	21.2	85
3	26.7	100
2	33.6	115
1	42.4	130
1/0	53.5	150
2/0	67.4	175
3/0	85	200
4/0	107	230

Conductor size (Metric) and rated current (IEC 60947-1)

Conductor size (mm²)	Conductor size (AWG or Kcmil)	Assigned maximum ampere rating (A)
0.05	30	-
0.08	28	-
0.13	26	-
0.20	24	4
0.34	22	5
0.5	20	6
0.75	18	9
1	-	13.5
1.5	16	17.5
2.5	14	24
4	12	32
6	10	41
10	8	57
16	6	76
25	4	101
35	2	125
50	1/0	150
70	2/0	192
95	3/0	232
120	250 Kcmil	269

Index

Part number	Page	Part number	Page	Part number	Page	Part number	Page
01		AK2.5-PE	81	AKP-FUFL24S	66	DK2.5N-T	126
0126-11XX	178	AK2.5-T	92	AKP-FUFL60S	66	DK2.5N-TG	126
0161-12XXLSQK01	183	AK2.5-TG	92	AKP-FUFL110S	66	DK2.5N-TN	107
0175L1	104	AK2.5-TN	77	AKP-FUFL250S	66	DK2.5N-TR	109
0175-T002	104	AK2.5-TN-M	97	AKP-FUFS	66	DK2.5P	141
0175-T003	104	AK2.5-TN-MLXX*	97	**B**		DK2.5S	140
02		AK2.5-TN-PE	83	**C**		DK2.5-PE	113
0207-0100	48	AK2.5-TN-T	96	CSC-10XXPN	197	DK240	107
0207-01C	48	AK2.5-TN-TG	96	CSC-150XXP	198	DK35H	105
0208-E001	20	AK2.5-TR	79	CSC-16XXP	198	DK35H-PE	111
0208-E002	20	AK2.5-TR-M	99	CSC-16XXPN	197	DK35N	105
0208-E003	20	AK2.5-TR-MLXX*	99	CSC-2.5XXPN	197	DK4N	103
0208-E004	20	AK2.5-TR-PE	85	CSC-2.5XXPS	198	DK4N-CP	128
0208-T001	20	AK2.5-TR-T	98	CSC-240XXP	198	DK4N-M	129
0208-T002	20	AK2.5-TR-TG	98	CSC-35XXP	198	DK4N-MLXX*	129
0208-T003	20	AK35	76	CSC-4XXPN	197	DK4N-PE	110
0208-T004	20	AK4	75	CSC-4XXPS	198	DK4N-T	128
0218-23XXM025613LS	179	AK4-M	95	CSC-50XXP	198	DK4N-TF	137
0218-23XXM025623LS	179	AK4-MLXX*	95	CSC-6XXP	198	DK4N-TFLXX*	137
0218-23XXM025633LS	180	AK4-PE	81	CSC-6XXPN	197	DK4N-TG	128
0218-27XXM025613LS	180	AK4-T	94	CSC-6XXPS	198	DK4N-TN	108
0218-27XXM025623LS	180	AK4-TF	100	CSC-95XXP	198	DK4N-TR	109
0218-27XXM025633LS	180	AK4-TFLXX*	100	CSD07-2.5XX	198	DK4NS-CP	134
0218-2GXXM025613LS	181	AK4-TG	94	CSK02-10XX-A	199	DK4NS-M	135
0218-2GXXM025633LS	181	AK4-TN	77	CSK11-15XX-A	198	DK4NS-MLXX*	135
0229-M5XXY	183	AK4-TN-PE	83	CSK11-20XX-A	198	DK4NS-T	134
0288-ADXXLS	179	AK4-TR	79	CSK11-30XX-A	198	DK4NS-TF	136
1		AK4-TR-PE	85	CSK11-40XX-A	198	DK4NS-TFLXX*	136
2		AK6	76	CSK11-60XX-A	198	DK4NS-TG	134
2EHDRD-XXP	186	AK6-PE	82	**D**		DK4P	141
2EHDRDM-XXP	186	AK6-TN	78	DK1.5SG	123	DK4S	140
2ESDHM-XXPLSQK01	184	AK6-TN-PE	84	DK1.5SG-L24	123	DK4-PE	113
2ESDV-XXP	186	AK6-TR	80	DK1.5SGF-PE	123	DK50	106
2ESDVM-XXP	186	AK6-TR-PE	86	DK10N	104	DK50-PE	112
2ESS-XXP	186	AKK1.5	87	DK10N-PE	111	DK6N	103
2ESSM-XXP	186	AKK2.5	88	DK10N-TN	108	DK6N-PE	110
3		AKK2.5-D01	89	DK10-PE	113	DK6N-TN	108
3ESDHM-XXPLSQK01	184	AKK2.5-D02	90	DK10-TF	138	DK6P	141
A		AKK2.5-D03	90	DK150	106	DK6S	140
AK1.5	75	AKK2.5-D04	90	DK16H	105	DK95	106
AK1.5-PE	81	AKK2.5-PE	88	DK16N	104	DK95-PE	112
AK1.5-TN	77	AKK2.5-PV	88	DK16N-PE	111	DKB100N	161
AK1.5-TN-PE	83	AKK4	88	DK16-PE	114	DKB100N-XXPCK	169
AK1.5-TR	79	AKP-CP	52	DK16T	104	DKB150	161
AK1.5-TR-PE	85	AKP-TP	52	DK2.5L-3L	116	DKB150-XXPCK	169
AK10	76	AKSPS-001-OR	194	DK2.5LU-3L	116	DKB15N	159
AK10-PE	82	AKSPS-002-OR	194	DK2.5N	103	DKB15N-XXPK	167
AK10-TN	78	AKSPS-003-OR	194	DK2.5N-3L	116	DKB200	162
AK10-TN-PE	84	AKSPS-004-OR	194	DK2.5N-3L-L3PE	118	DKB200-XXPCK	170
AK16	76	AKSPS-005-OR	194	DK2.5N-3L-PE	119	DKB20N	159
AK16-PE	82	AKP-FUF(5X20)	63	DK2.5N-3L-PV	117	DKB20N-XXPK	167
AK16-TN	78	AKP-FUFL24(5X20)	63	DK2.5N-CP	126	DKB300	162
AK2.5	75	AKP-FUFL60(5X20)	63	DK2.5N-M	127	DKB300-XXPCK	170
AK2.5-M	93	AKP-FUFL110(5X20)	63	DK2.5N-MLXX*	127	DKB30N	160
AK2.5-MLXX*	93	AKP-FUFL250(5X20)	63	DK2.5N-PE	110	DKB30N-XXPK	168

Index

Part number	Page	Part number	Page	Part number	Page	Part number	Page
DKB40N	160	DKM150-U	151	DKUUP20-XXPK	165	DN25016D	210
DKB40N-XXPK	168	DKM185	147	DKZ120	189	DN25018D	210
DKB500	162	DKM185-U	151	DKZ16	188	DN25022D	210
DKB500-XXPCK	170	DKM240	147	DKZ35	188	DN35016D	210
DKB60N	160	DKM240-U	151	DKZ35A	188	DN35018D	210
DKB60N-XXPK	168	DKM25	145	DKZ4	188	DN35025D	210
DKB80	161	DKM25-U	149	DKZ4E	188	DN50020D	210
DKB80-XXPCK	169	DKM35	145	DKZ4E-YG	188	DN50025D	210
DKBB10	159	DKM35-U	149	DKZ70A	188	DN70021D	210
DKBB10-XXPK	167	DKM5	152	DKZ70B	189	DN95025D	210
DKBC100-1000	104/161	DKM50	145	DN00206D	210	DN96027D	210
DKBC150-1000	104/161	DKM50-U	149	DN00208D	210	DN97032D	210
DKBC200-1000	161	DKM6	152	DN00306D	210	DNH1-110	211
DKBC300	161	DKM70	146	DN00308D	210	DNH1-132	211
DKBC500	161	DKM70-U	150	DN00506D	210	DNH1-137	211
DKBC60-1000	104/161	DKM8	152	DN00508B	211	DNH1-137B	211
DKBH285-XXPCK	171	DKM95	146	DN00508D	210	DNH1-143	211
DKBH420-XXPCK	171	DKM95-U	150	DN00510D	210	DNH1-143B	211
DKBHA285	171	DKMC-01	147	DN00706D	210	DNH1-153	211
DKBHA420	171	DKMC-02	147	DN00708B	211	DNH1-164	211
DKD10-P001	43	DKMC-03	147	DN00708D	210	DNH1-184	211
DKD35-P001	44	DKMC-04	147	DN00710B	211	DNH1-210	211
DKD35-P002	44	DKMC10/12	153	DN00710D	210	DNH1-232	211
DKD35-P003	44	DKMC5	153	DN00712D	210	DNH1-237	211
DKES1.5N2	124	DKMC6	153	DN01006D	210	DNH1-243	211
DKES1.5N3	124	DKMC8	153	DN01008B	211	DNH1-243B	211
DKK2.5N	115	DKMDS01-XXP	147	DN01008D	210	DNH1-253	211
DKK2.5N-CP	130	DKMDS02-XXP	147	DN01010B	211	DNH1-264	211
DKK2.5N-D01	120	DKMDS03-XXP	147	DN01010D	210	DNH1-284	211
DKK2.5N-D02	121	DKMDS04-XXP	147	DN01012D	210	DNH1-510	211
DKK2.5N-D03	121	DKMSPS-001	153	DN01508B	211	DNH1-537	211
DKK2.5N-D04	121	DKMSPS-002	153	DN01508D	210	DNH1-543	211
DKK2.5N-L2PE	118	DKNSPS-001-OR	193	DN01510D	210	DNH1-553	211
DKK2.5N-M	131	DKNSPS-002-OR	193	DN01512B	211	DNH1-564	211
DKK2.5N-MLXX*	131	DKNSPS-003-OR	193	DN01512D	210	DNH1-584	211
DKK2.5N-PE	119	DKNSPS-004-OR	193	DN01518D	210	DNH2-137	211
DKK2.5N-PV	117	DKNSPS-005-OR	194	DN02508D	210	DNH2-137B	211
DKK2.5N-T	130	DKNSPS-006-OR	139	DN02510B	211	DNH2-143	211
DKK2.5N-TG	130	DKNSPS-007-OR	139	DN02510D	210	DNH2-143B	211
DKK4N	116	DKNSPS-008-OR	194	DN02512D	210	DNH2-153	211
DKK4N-CP	132	DKNSPS-009-OR	194	DN02513B	211	DNH2-164	211
DKK4N-L2PE	118	DKNSPS-010-OR	194	DN02518D	210	DNH2-237	211
DKK4N-M	133	DKTD6N	139	DN04010D	210	DNH2-237B	211
DKK4N-MLXX*	133	DKTD6N-KP	139	DN04012B	211	DNH2-243	211
DKK4N-PE	119	DKU15	157	DN04012D	210	DNH2-243B	211
DKK4N-PV	117	DKU20	157	DN04018D	210	DNH2-253	211
DKK4N-T	132	DKU30	158	DN06012D	210	DNH2-264	211
DKK4N-TF	137	DKU40	158	DN06014B	211	DNH2-537	211
DKK4N-TFLXX*	138	DKU60	158	DN06018D	210	DNH2-543	211
DKK4N-TG	132	DKUP15-XXPK	165	DN10012D	210	DNH2-553	211
DKM10	153	DKUP20-XXPK	165	DN10014B	211	DNH2-564	211
DKM12	153	DKUP30-XXPK	166	DN10018D	210	DNT11-0102	209
DKM120	146	DKUP40-XXPK	166	DN16012D	210	DNT11-0107	209
DKM120-U	150	DKUP60-XXPK	166	DN16014B	211	DNT11-0109	209
DKM150	147	DKUU20	157	DN16018D	210	DNT11-0111	209

Index

Part number	Page	Part number	Page	Part number	Page	Part number	Page
DNT11-0201	209	DP2.5NU-TN-TFLXX*	63	DPH1.5	2	DPP2.5NU-TFLXX*	68
DNT11-0202	209	DP2.5NU-TR-T	64	DPH1.5-PE	4	DPP4N	32
DNT11-0205	209	DP2.5NU-TR-TF	64	DPH1.5SG	6	DPP4N-L2PE	35
DNT11-0208	209	DP2.5NU-TR-TFLXX*	64	DPH1.5SGU	6	DPP4N-PE	37
DNT11-0301	209	DP2.5PGA	50	DPH10	3	DPP4N-PV	33
DNT11-0303	209	DP2.5PGB	50	DPH10-DP	8	DPPES2.5	49
DNT11-0304	209	DP2.5SG	45	DPH10-DP-PE	12	DPPES2.5-PE	50
DNT11-0307	209	DP2.5SGC	46	DPH10-DP-TN	10	DP-PR	50
DNT11-0401	209	DP2.5SGC-PE	46	DPH10-DP-TN-PE	14	DP-PZ-02P	50
DNT11-0402	209	DP2.5SG-L24	46	DPH10-PE	5	DP-PZ-04P	50
DNT11-0403	209	DP2.5SGR	47	DPH16	3	DPTD6N	71
DNT11-0404	209	DP2.5SGRC-PE	48	DPH16-DP	9	DPTD6N-D05	72
DNT13-0102	209	DP2.5SGR-L24	47	DPH16-DP-PE	13	DPTD6N-D06	72
DP1.5N	19	DP2.5SGRT	47	DPH16-DP-TN	11	DPTL6N	71
DP1.5N-PE	25	DP2.5SGRT-L24	48	DPH16-DP-TN-PE	15	DS16-XXP	194
DP1.5N-TN	21	DP2.5SGT	46	DPH16-PE	5	DS35-XXP	194
DP1.5N-TN-PE	27	DP2.5SGT-L24	46	DPH2.5	2	DS6B01-XX	139
DP1.5N-TR	23	DP4N	19	DPH2.5-DP	8	DS6B02-XX	139
DP1.5N-TR-PE	29	DP4N-3L-SPE	36	DPH2.5-DP-PE	12	DSD01-1.5XXN	196
DP10	20	DP4N-M	55	DPH2.5-DP-TN	10	DSD01-10XXN	196
DP10-PE	26	DP4N-MLXX*	55	DPH2.5-DP-TN-PE	14	DSD01-1602N	196
DP10-TN	22	DP4N-PE	25	DPH2.5-PE	4	DSD01-2.5XXN	196
DP10-TN-PE	28	DP4N-T	54/65	DPH6	2	DSD01-3502N	196
DP16	20	DP4N-TF	65	DPH6-DP	8	DSD01-4XXN	196
DP16-PE	26	DP4N-TFH	67	DPH6-DP-PE	12	DSD01-6XXN	196
DP16-TN	22	DP4N-TFHB	67	DPH6-DP-TN	10	DSD02-1.580	123
DP16-TN-PE	28	DP4N-TFHLXX*	67	DPH6-DP-TN-PE	14	DSD02-2.5/10	195
DP2.5N	19	DP4N-TFLXX*	65	DPH6-PE	4	DSD02-2.5/16	195
DP2.5N-3L	32	DP4N-TFU	69	DPHD10-P001	43	DSD02-2.5/6	195
DP2.5N-3L-L3PE	36	DP4N-TFULXX*	69	DPHTD6	7	DSD02-2.5XXXT	196
DP2.5N-3L-PE	38	DP4N-TG	54	DPHTL6	7	DSD02-4/10	195
DP2.5N-3L-PV	34	DP4N-TN	21	DPM-FU(5X20)	53	DSD02-4/16	195
DP2.5N-3L-SPE	36	DP4N-TN-PE	27	DPM-FUL24(5X20)	53	DSD02-4/6	195
DP2.5N-CP	52	DP4N-TR	23	DPM-FUL60(5X20)	53	DSD02-6/16	195
DP2.5N-M	53	DP4N-TR-PE	29	DPM-FUL250(5X20)	53	DSD03-1.5/2.5	195
DP2.5N-MLXX*	53	DP6N	20	DPP1.5N	31	DSD03-1.5/4	195
DP2.5N-PE	25	DP6N-PE	26	DPP1.5N-L2PE	35	DSD03-1.5XX	196
DP2.5N-T	52	DP6N-T	66	DPP1.5N-PE	37	DSD03-2.5/10	195
DP2.5N-TG	52	DP6N-TFLXXS	66	DPP1.5N-PV	33	DSD03-2.5/16	195
DP2.5N-TN	21	DP6N-TFS	66	DPP2.5N	32	DSD03-2.5/4	195
DP2.5N-TN-CP	56	DP6N-TFV	70	DPP2.5N-CP	60	DSD03-2.5/6	195
DP2.5N-TN-M	57	DP6N-TFVLXX*	70	DPP2.5N-D01	39	DSD03-4/10	195
DP2.5N-TN-MLXX*	57	DP6N-TN	22	DPP2.5N-D02	40	DSD03-4/16	195
DP2.5N-TN-PE	27	DP6N-TN-PE	28	DPP2.5N-D03	40	DSD03-4/6	195
DP2.5N-TN-T	56	DP6N-TR	24	DPP2.5N-D04	40	DSD03-6/16	195
DP2.5N-TN-TG	56	DP6N-TR-PE	30	DPP2.5N-L2PE	35	DSD03-M1XXX	42/197
DP2.5N-TR	23	DPD10-P001	43	DPP2.5N-LXX*	32	DSD06-2.5XXXT	196
DP2.5N-TR-CP	58	DPD16-P001	44	DPP2.5N-M	61	DSH1	189
DP2.5N-TR-M	59	DPD6C	42	DPP2.5N-MLXX*	61	DSH2	189
DP2.5N-TR-MLXX*	59	DPD6C-38	42	DPP2.5N-PE	37	DSHG	189
DP2.5N-TR-PE	29	DPD6C-83	42	DPP2.5N-PV	33	DSS10N-XXP	197
DP2.5N-TR-T	58	DPD6-P001	42	DPP2.5N-T	60	DSS16N-02PN	197
DP2.5N-TR-TG	58	DPD6-P002	42	DPP2.5N-TG	60	DSS2.5N-6688-XXP	197
DP2.5NU-TN-T	63	DPES2.5	49	DPP2.5NU-T	68	DSS2.5N-XXP	197
DP2.5NU-TN-TF	63	DPES2.5-PE	49	DPP2.5NU-TF	68	DSS35N-02PN	197

Index

Part number	Page	Part number	Page	Part number	Page	Part number	Page
DSS4N-XXP	197	TM53HW	204				
DSS6N-XXP	197	TM57HW	204				
E		TM58HW	204				
ECSH116M-XXPLSQK01	185	TMP-004	206				
ECSH381VMXXPLSQK01	184	TMPC-05	206				
F~L		TMPD-01	206				
M		TMPD-02	206				
MKG-001	192	TMPD-03	206				
MKG-002	192	TMPD-04	206				
MKG-003	192	TMP-L01	202				
MKG-004	192	TMPT-12	206				
MKH-001	193	TMPT-16	206				
MKH-002	193	TMPT-17	206				
MKL	193	TM-R100	207				
MKL-001	193	TM-R101	207				
MKP-502	193	TM-R102	207				
MKP-503	193	TM-R110	207				
MKW	193	TM-R200	207				
N~O		TS-15-1000	200				
P		TS-35/15-1000	200				
PM10H-16P	176	TS-35-1000	200				
PM16H-16P	176	TS-35B01	199				
PM2.5N-XXP	175	TS-35C	199				
PM4H-16P	176	TSC-S01	200				
PM4N-XXP	175	TSC-S02	200				
PM6H-16P	176						
PM6N-XXP	175						
PMH	199						
Q~R							
S							
SS2N	192						
SS4N	192						
SS5N	192						
SS6N	192						
SS7N	192						
SS8	192						
SS11	192						
SS13	192						
T							
TFH-FU(5X20)	67						
TFH-FUL24(5X20)	67						
TFH-FUL60(5X20)	67						
TFH-FUL110(5X20)	67						
TFH-FUL250(5X20)	67						
TM41LW	202						
TM42LW	202						
TM43LW	202						
TM44LW	202						
TM45LW	203						
TM46LW	203						
TM47LW	203						
TM48LW	203						
TM49LW	203						
TM50LW	203						
TM52HW	204						